




CHICAGO BEARS |

| 2020 MEDIA GUIDE




20



OUR 101ST SEASON

IN LOVING MEMORY



MICHAEL McCASKEY

STAFF

Table of Contents 1
 Board of Directors 2
 Staff Directory 3-5
 Chairman George H. McCaskey 6
 President & CEO Ted Phillips 7
 General Manager Ryan Pace 8-9
 Coaching Staff 10-33
 Nagy, Matt 10-11
 Pagano, Chuck 12-13
 Lazor, Bill 14
 Tabor, Chris 15
 Barone, Clancy 16
 Castillo, Juan 17
 DeFilippo, John 18
 DeLeone, Mark 19
 Desai, Sean 20
 Furrey, Mike 21
 Ginn, Brian 22
 Jackson, Chris 23
 London, Charles 24
 Monachino, Ted 25
 Ragone, Dave 26
 Raiola, Donovan 27
 Rodgers, Jay 28
 Shuey, Bill 29
 Snyder, Mike 30
 Toub, Shane 31
 Townsend, Deshea 32
 Williams, Ronell 33
 Football & Personnel Staff 34-39
 Loscalzo, Jason 34
 Ngo, Pierre 34
 Kramer, Casey 35
 Gibson, Jenn 35
 Lucas, Josh 36
 Sadowski, Mark 36
 Kelly, Champ 37
 Laine, Joseph 37
 Campbell, LaMar 38
 Medlin, Tony 38
 Tucker, Andre 39
 Coaching Administration 39
 Bears Team Physicians 39
 Office Staff 40-50
 The Virginia Award 50

PLAYERS

Burns, Artie 52
 Bush, Deon 53
 Cohen, Tarik 54-55
 Coward, Rashad 56
 Daniels, James 57
 Davis, Trevor 58-59
 Foles, Nick 60-62
 Fuller, Kyle 62-63
 Ginn Jr., Ted 64-67
 Gipson Sr., Tashaun 68-69
 Graham, Jimmy 70-72
 Harris, Demetrius 73-74
 Hicks, Akiem 75-76
 Holtz, J.P. 77
 Houston-Carson, DeAndre 78
 Ifedi, Germain 79
 Irving, Isaiah 80
 Iyegbunije, Joel 81
 Jackson, Eddie 82-83
 Jenkins, John 84-85
 Leno Jr., Charles 85-86
 Lucas, Jordan 86-87
 Mack, Khalil 88-89
 Massie, Bobby 90
 McManis, Sherrick 91-92
 Miller, Anthony 93-94
 Mingo, Barkevious 95-96
 Montgomery, David 97
 Nichols, Bilal 98

O'Donnell, Pat 99-100
 Patterson, Cordarrelle 100-102
 Piñeiro, Eddy 103
 Quinn, Robert 104-105
 Robertson-Harris, Roy 106
 Robinson II, Allen 107-108
 Saubert, Eric 109
 Scales, Patrick 110
 Skrine, Buster 111-112
 Smith, Roquan 113
 Spriggs, Jason 114
 Toliver II, Kevin 115
 Trevaathan, Danny 116-117
 Trubisky, Mitchell 118-119
 Urban, Brent 120
 Whitehair, Cody 121
 Wims, Javon 122
 Players With Pro Experience 123-136
 2020 Draftees 137-144
 College Free Agents 145-151
 Rosters, Alphabetical/Numerical 152-153
 Roster, Positional 154

2019 YEAR IN REVIEW

2019 Final Statistics 156
 2019 Defense and Special Teams Stats 157
 2019 Weekly Leaders/Quarter Scoring 158
 2019 Starters/Inactives 159
 2019 Game Summaries 160-175
 2019 NFL Standings 176

RECORDS

The Last Time 178-185
 Individual Rookie Records 186-187
 Individual Records 188-199
 Team Records-Offense 200-206
 Team Records-Defense 208-214
 Individual Postseason Records 215-218
 Postseason Team Records-Offense 219-224
 Postseason Team Records-Defense 225-226
 Career Leaders 227-231

HISTORY

Bears Historical Highlights 234-239
 Historical Biographies 240-242
 Bears Hall of Famers 243-249
 Attendance 250
 Annual Statistical Leaders 251-263
 Starting Quarterback Records 255-256
 100-Yard Rushing Games 264-266
 100-Yard Receiving Games 267-270
 300-Yard Passing Games 271-272
 All-Time First-Round Draft Picks 273-274
 All-Time Bears Drafts 275-284
 All-Time Bears Jersey Numbers 285-296
 All-Time Bears Roster 297-311
 Illinois High School Bears 312
 Bears Military Service Honor Roll 313
 All-Time Trades 314-318
 All-Time Practice Squad 319-320
 Practice Squad to 53-man Roster 321
 All-Time Assistant Coaches 322-323
 Preseason Results, Year-by-Year 324-329
 Bears Postseason Results 330
 Bears Playoff Game Summaries 331-355
 All-Time Results, Year-by-Year 356-415
 All-Time Results vs. Active Teams 416
 Stadium Codes 417
 Team-by-Team Series Records 418-426
 Bears on Monday Night Football 427-428
 Bears on Sunday Night Football 429
 Team-by-Team Records on SNF 430
 Bears on Thursday Night Football 431
 Bears on Saturdays 432
 Bears on Holidays 432
 Bears Record in Overtime 433
 Bears First-Team All-Pros 434

Bears in the Pro Bowl 435-436
 Walter Payton Man of the Year Award 437
 Ed Block Courage Award 438
 Brian Piccolo Award 439

ADDITIONAL INFORMATION

Soldier Field 444-448
 Parking & Seating Charts 449
 Halas Hall/Expansion 450-453
 Staley 454
 Media Information 455
 Training Camp 456
 Bears Radio 457
 Chicago Bears Programming 458-459
 Bears Care 461
 Community Relations 462-463
 2020 NFL Schedule 464-465
 Index 466

INFORMATION BOXES

300-Yard Passing Games 271
 1,000-Yard Receivers 230
 1,000-Yard Rushers 228
 Aikman Efficiency Ratings 333
 Bears Head Coaches and Team Captains 441
 Captains, Bears Team 441
 Championship Leaders 360
 College Accolades 313
 Come-From-Behind Wins 232
 Headquarters, Bears History/Directions 451
 Drafted Players, Most by Position 284
 Draftees by School, Most 274
 Draftees, Most by College 274
 Ed Block Courage Award Winners 438
 Ed McCaskey Mem. Garden/Payton Center 450
 Extinct Franchises, Bears Record vs. 417
 Fight Song 238
 Franchise Moves 363
 General Managers, All-Time 8
 George Halas Statue 240
 Hall of Famers, by Franchise 249
 Hall of Famers, Championship Team 249
 Head Coaches, Bears All-Time 441
 Helmetless Player, Last 442
 Hester, Devin; All-Time Return TDs 196
 Homes of the Bears 239
 Illinois High School Bears Breakdown 313
 International Games 441
 Longest Plays at Soldier Field 198
 Longest Winning/Losing Streaks 199
 Monday Night Football Records, by team 428
 Naming the Bears 241
 NFC North/Central Standings, All-Time 442
 Offensive Linemen Scores 207
 Playoff Appearances 330
 Playoff Record, Bears 432
 Piccolo Award Winners 439
 Pro Bowl Selections, Most Individual 269
 QBs Passing TD on First Postseason Att. 207
 Quarterback Rating Formula 256
 Retired Numbers 296
 Road Headquarters, Bears 2020 Hotels 455
 Rookie QB Performances 440
 Rookie Starters Through the Years 440
 Opening-Day Last Rookie Starters 440
 Sacks, Double Digits 263
 Shutouts 207
 Stadium Record Breakdown, Bears 362
 Sunday Night Football Records, by team 430
 Tackles, Year-by-Year Leaders 407
 Uniform History 239
 Walter Payton Man of the Year Nominees 437
 Weather, Cold 185
 Weather, Windy City 185
 Wrigley Field Record 289

BEARS HEADQUARTERS

Halas Hall
 1920 Football Drive
 Lake Forest, IL 60045

The 2020 Chicago Bears Media Guide was produced by the Bears Media Relations Department. Staff and player photos by Jacob Funk, Bill Smith and Stephen Carrera. Design by the Bears Brand Creative Department. Special thanks to Ed Kozak. Printed by The Graphic Arts Studio, Inc., Barrington, IL. (847.381.1105).



George H. McCaskey
Chairman



Virginia McCaskey
Secretary



Ted Phillips
President and CEO



Brian J. McCaskey
Member




Ed McCaskey, Jr.
Member



Patrick McCaskey
Member



Andrew McKenna
Member



Pat Ryan
Member

CHICAGO BEARS STAFF DIRECTORY

OWNERSHIP AND EXECUTIVES

George H. McCaskey	Chairman
Ted Phillips	President and CEO
Ryan Pace	General Manager
Scott Hagel	SVP, Marketing and Communications
Karen Murphy ...	SVP, Business Strategy & Chief Financial Officer
Cliff Stein	SVP and General Counsel
Lee Twarling	SVP, Sales and Customer Relations
Brian J. McCaskey	Vice President
Patrick McCaskey	Vice President
Rich McCaskey	Administration
Brit Bending	Executive Assistant
Gwen Federman	Paralegal
Beth Hodgkin	Executive Assistant to the GM
Katie Nagle	Executive Assistant
Autumn Swindell	Executive Assistant
Jennifer Wilgosiewicz	Executive Assistant

COACHING STAFF

Matt Nagy	Head Coach
-----------------	------------

COACHING ADMINISTRATION

Robyn Wilkey	Executive Assistant to the Head Coach
Kyle Childress	Coaching Assistant
Mike Harris	Offensive Assistant

OFFENSE

Bill Lazor	Offensive Coordinator
Dave Ragone	Pass Game Coordinator
Clancy Barone	Tight Ends
Juan Castillo	Offensive Line
John DeFilippo	Quarterbacks

Mike Furrey	Wide Receivers
Chris Jackson	Asst. Wide Receivers/Off. Quality Control
Charles London	Running Backs
Donovan Raiola	Offensive Line Assistant
Mike Snyder	Offensive Quality Control

DEFENSE

Chuck Pagano	Defensive Coordinator
Ted Monachino	Senior Def. Assistant/Outside Linebackers
Mark DeLeone	Linebackers
Sean Desai	Safeties
Jay Rodgers	Defensive Line
Bill Shuey	Pass Rush Analyst/Assistant Linebackers
Shane Toub	Defensive Quality Control
Deshea Townsend	Secondary
Ronell Williams	Defensive Quality Control

SPECIAL TEAMS

Chris Tabor	Special Teams Coordinator
Brian Ginn	Assistant Special Teams

STRENGTH AND CONDITIONING

Jason Loscalzo	Head Strength & Conditioning Coach
Casey Kramer	Assistant Strength & Conditioning Coach
Pierre Ngo	Assistant Strength & Conditioning Coach

PLAYER PERSONNEL

Josh Lucas	Director of Player Personnel
Champ Kelly	Assistant Director of Player Personnel
Charles Love	Scouting Assistant
Drew Raucina	Scouting Assistant



CHICAGO BEARS STAFF DIRECTORY

COLLEGE SCOUTS

Mark Sadowski	Director of College Scouting
Chris Prescott	National Scout
Francis Saint-Paul	National Scout
Jeff Shiver	Executive Scout
Breck Ackley	Area Scout
Scott Hamel	Area Scout
Brendan Rehor	Combine Scout
Sam Summerville	Area Scout
John Syty	Area Scout
David Williams	Area Scout

PRO SCOUTS

Jeff King	Assistant Director of Pro Scouting
Brad Obee	Pro Scout
Chris White	Pro Scout

FOOTBALL OPERATIONS STAFF

LaMar Campbell	Director of Player Engagement
Erika Marmolejo	Player Engagement Coordinator
Carla Suber	Team Clinician
Brad Goldsberry	Director of Football Analytics/Research
Bobby Macedo	College Scouting Coordinator

FOOTBALL ADMINISTRATION

Joey Laine	Director of Football Administration
James Cosh	Salary Cap/Pro Scouting Analyst

SPORT SCIENCE

Jennifer Gibson	Sport Science Coordinator and Dietitian
-----------------------	---

ATHLETIC TRAINING

Andre Tucker	Head Athletic Trainer
Tim Ridner	Assistant Athletic Trainer
Will Rogers	Assistant Athletic Trainer
Jeremy Smith	Assistant Athletic Trainer
Tristen Asken	Physical Therapist

EQUIPMENT

Tony Medlin	Head Equipment Manager
Carl Piekarski	Assistant Equipment Manager
Drew Strom	Assistant Equipment Manager
Thomas Woody	Assistant Equipment Manager
Jimmy Couto	Equipment Administrative Assistant

VIDEO

Dave Hendrickson	Director of Video Services
Dan Tuohy	Director of Video Technology
Dean Pope	Assistant Video Director
Jack Dowling	Video Assistant

FINANCE

Jake Jones	Vice President of Finance and Accounting
Whitney DeBuck	Accounting Manager
Louise Maki	Payroll Administrator
Jason McDonald	Manager of Financial Reporting
James McCaskey	Staff Accountant

HUMAN RESOURCES

Liz Geist	Director of Human Resources
Sue Dinardi	Human Resources Coordinator
Kristin Rogers	Recruiting and Training Facilitator

INFORMATION TECHNOLOGY

Justin Stahl	Vice President of Information Technology
Mike Santarelli	Director of Football Systems
Bryan Greenaway	Senior Applications Engineer
Brent Johnson	Network Manager
Josh Naylor	Manager of IT Operations
Allen Silva	IT Support & Operations Analyst
Kendall Taylor	IT Support & Operations Analyst

BUSINESS RESEARCH AND ANALYTICS

Corey Ruff	Vice President of Business Analytics
Karthik Sukumar	Data Scientist
Diny Hurwitz	Business Analyst

BUSINESS DEVELOPMENT

Dan Yuska	Operations and Historical Affairs
-----------------	-----------------------------------

OPERATIONS

Paul Neurauter	Vice President of Operations
John Bostrom	Senior Advisor of Operations and Safety
Simon Gelan	Director of Team Logistics & Business Process Liaison

HALAS HALL OPERATIONS

Geoff Bunzol	Director of Building Operations
Sergio Jacobo	Lead Building Engineer
Gil Lopez	Building Operations Coordinator
Clyde Emrich	Administration
Liz Wallace	Receptionist
Halee Altenburg	Office Coordinator

GROUNDSKEEPING

Ken Mrock	Head Groundskeeper
Joe Krajniak	Groundskeeper Assistant
Benjamin Baumer	Assistant Groundskeeper
Isaac Farley	Assistant Groundskeeper
Paul Hitzelberger	Assistant Groundskeeper

STADIUM OPERATIONS

Bryan Pett	Director of Stadium Operations
Bob Laskowski	Manager of Stadium Operations
Steven Goodwin	Stadium Operations Coordinator

SECURITY

John Tarpey	Director of Security
Joseph Giunta	Security
Rodney Karlstrand	Security
Tony McInerney	Security
Pete Spizzirri	Security

CONTENT AND INNOVATION

Greg Miller	Vice President of Content and Innovation
Dan Barile	Director of Content and Production
Kevin Foy	Cinematographer and Engineer
Jordan Tredup	Coordinating Producer

CHICAGO BEARS STAFF DIRECTORY

Chris Yankton Coordinating Producer
 Brian Bocek Content Producer
 Jared Harburn Content Producer
 Katie Teuber Content Producer
 Lauren Screeden Reporter
 Jacob Funk Photographer

DIGITAL MEDIA

Matt Koch Director of Digital Media
 Austin Huette Web Designer
 Larry Mayer Senior Web Writer/Editor
 Kevin Meyers Digital Copy Editor

SOCIAL MEDIA

Jen Tulicki Director of Social Media
 Nicole Cabral Social Media Coordinator
 Timothy Daye Social Media Producer
 Ricardo Odum Social Media Graphic Designer

RADIO BROADCAST

Jeff Joniak Play-by-Play
 Tom Thayer Analyst

MARKETING

Fernando Arriola ... Vice President of Fan & Brand Development
 Elaine Delos Reyes Director of Marketing
 Laura Condella Manager of Marketing
 Malcolm Neely Marketing Coordinator
 Joann Kowalski Manager of Promotions

BRAND CREATIVE

John Conroy Director of Brand Creative
 Matt Dunlap Manager of Brand Creative
 Kelley Jacobsen Graphic Designer
 Mat Stewart Graphic Designer
 Ghada Yousef Graphic Designer

EVENTS AND ENTERTAINMENT

Tanesha Wade Director of Events and Entertainment
 Elizabeth Peters Manager of Events and Hospitality
 Katlin Zickel Manager of Entertainment
 Rommel Paraiso ... Manager of Game Presentation & Production
 Staley Da Bear Mascot
 Scott Adams Mascot Coordinator
 Jordan Alexander Motion Graphic Designer
 Bobby Hack Talent & Entertainment Coordinator
 Dom Hillesheim Events & Hospitality Coordinator
 Drew Izban Events Coordinator
 Michael Vasquez Graphic Designer/Producer

COMMUNICATIONS

Brandon Faber Vice President of Communications
 Adam Widman Director of Media Relations
 Aaron Clark Media Relations Coordinator
 Ben Schmitz Media Relations Assistant
 Meghan Bower Public Relations Specialist

BEARS CARE

Marge Hamm Director of Bears Care

COMMUNITY RELATIONS

Matt Simeone ... Director of Community and Alumni Relations
 Kate Rackow ... Mgr. of Community Outreach & Alumni Relations
 Gustavo Silva ... Mgr. of Youth Football & Community Programs
 Jessica Noonan ... Community Outreach & Alumni Relations Spec.
 Jacki Stuckert Youth Football & Community Programs Coord.

TICKET SALES AND SERVICE

Brendan Pierce Director of Ticket Sales and Service
 Amy Loch Manager of Premium Seat Sales & Service
 Allison Brauer ... Premium Seat Sales and Service Coordinator
 Dillon Knight Premium Seat Sales and Service Coordinator
 Michelle Burke-McCaskey Manager of Customer Service
 Alissa Caulfield Ticket Services Coordinator
 Krista Fortman Ticket Services Coordinator
 Kyra Strutzel Ticket Services Coordinator

TICKET OPERATIONS

Brian Forth Director of Ticket Operations
 Zack Bero Manager of Ticket Operations
 Jessica Glomstad Ticket Operations Coordinator
 John Hilbrich Ticket Operations Coordinator

CORPORATE PARTNERSHIPS AND SUITE SALES/SERVICE

Doug Carnahan Vice President of Corporate Partnerships
 Dave McClamroch Director of Corporate Partnerships
 Matt Black Corporate Partnerships Manager
 Dave Eck Corporate Partnerships Manager
 Megan Malone Corporate Partnerships Manager
 Lexi Waltson Corporate Partnerships Manager
 Christine Christopoulos ... Corporate Partnerships Coordinator
 Greta Gustafson Corporate Partnerships Coordinator

PARTNERSHIP ACTIVATION

Melissa McDermott Director of Partnership Activation
 Maggie Geraldi Manager of Partnership Activation
 Kevin Anderson Partnership Activation Specialist
 Rachel Chessky Partnership Activation Specialist
 Mallory Glazier Partnership Activation Specialist
 Katherine Loomis Partnership Activation Specialist
 Ana Lisa Bassewitz Partnership Activation Specialist

SUITE SALES AND SERVICE

Nathan DiLorenzo Director of Suite Sales & Service
 Allison Knecht Manager of Suite Service
 Tom Aguayo Suite Sales Manager
 JD Nelson Suite Sales Manager
 Rebecca Reid Suite Sales Manager



GEORGE
H. MCCASKEY
 Chairman

George Halas McCaskey became the fourth Chairman in Chicago Bears team history on May 5, 2011, following in the footsteps of grandfather, George Halas, father, Edward W. McCaskey and brother, Michael.

George is one of the 13 grandchildren – and namesake – of George Halas, the founder and patriarch of the Chicago Bears. Like his brothers and sisters, he grew up around the Bears. His first part-time job, at age 14, was as an office assistant at the team's headquarters in Chicago's Loop. He later worked for several summers as a ball boy at Bears training camp, calling it one of the best experiences of his life.

George has worked to carry on the storied tradition of the Bears with a yearly goal of winning the NFL Championship, uphold the integrity and values established in the previous 100 years of the club and oversee the franchise's leadership role in the Chicagoland community.

He previously served as the team's senior director of ticket operations, working in the ticket office for 20 seasons, joining the Bears in 1991 as ticket manager. He has been a member of the Bears' Board of Directors since 2004.

George attended Arizona State University, where he earned his bachelor's degree in Broadcasting in 1978 and his law degree in 1981. He passed the Illinois bar exam in 1981, but now describes himself as a "recovering lawyer." He worked in television news in Phoenix, Peoria, Tulsa and Chicago, before serving as an Assistant State's Attorney in Lee County and DeKalb County, Ill.

In his spare time, George enjoys officiating youth sports, including baseball, soccer and basketball. McCaskey and his wife Barb have one child, a son, Conor.



George H. McCaskey with his mother and team owner Virginia Halas McCaskey at Wrigley Field in June 2019.



Ted Phillips was named President and Chief Executive Officer on February 10, 1999. He is the fourth person to serve as president in the organization's storied 100-year history following Michael McCaskey, George "Mugs" Halas, Jr., and George S. Halas.

Since taking on the top leadership role, Phillips has insisted on attention to detail and smooth execution at every level of the Bears operation. He has solidified the long-term stability of the Club, while staying keenly focused on bringing a 10th championship to the NFL's premier franchise. Phillips has revitalized both the business and football operations by hiring high character, intelligent and driven individuals who share common goals and philosophies on how to build a consistent winner.

Drawing from more than 35 years of experience with the Chicago Bears, Phillips has shown effective leadership skills by empowering his executive staff to create an environment of collective responsibility in running the day-to-day operations of the club. Phillips is involved in all critical decisions of the Bears and continues to strive to make all aspects of the Bears organization the best in the NFL. Always insisting on a team-first attitude, Phillips has surrounded himself with individuals who fit the organization's character, culture and values.

Under Phillips' direction, the Bears completely transformed the spaces the organization operates out of both in the city of Chicago and at Halas Hall in Lake Forest. The Bears relocated staff members based out of Soldier Field to a new downtown office space in 2018. The new office space allows Bears staff members to work in the heart of the city, where they are closer to partners and will have workspaces that allow for stronger collaboration and future growth.

In 2012, Phillips oversaw a Halas Hall renovation project that added over 30,000 square feet to the team's headquarters, which opened in 1997. The renovations included additions to the weight and training rooms, an upgraded locker room, additional meeting spaces and offices, and a new event center which features a broadcast studio and conference space.

Then from 2017-19, Phillips oversaw an additional renovation and expansion to Halas Hall, which was completed in August 2019. The expansion is highlighted by a sparkling 162,500-square-foot football operations addition to the already-existing 143,000-square foot facility and a 30,600-square-foot remodeling project on the northeast side of the building. The project, which broke ground in January 2018, completely transformed the look and feel of the entire facility. Position meeting rooms and the draft room doubled in size, while coaches' offices increased by 50 percent. A 3,250-square-foot players' lounge was created, along with an 1,700-square-foot player locker room that now includes a barbershop. The coaches/scouts locker room was also expanded and now includes a sauna and steam room. The weight room increased in size by 2,000 square feet, while the equipment room, recovery space and nutrition/fuel station doubled in size. A 13,000-square-foot indoor turf space was also added, among many other amenities. Additionally, two new football fields were built to the east of the Walter Payton Center in 2018. The new fields allow the Bears to spread out the field use over four fields throughout the offseason and during in-season practices. That project also added a training slope, a storage facility and a practice viewing suite.

Phillips' other highlights include creating and continuing a strong customer service mentality throughout the organization, returning the Bears training camp to Illinois and presiding over five division championships (2001, 2005, 2006, 2010, 2018).

During the 2015 offseason, Phillips hired Ryan Pace as the sixth general manager in franchise history, giving new direction to the Bears football operations. On January 1, 2018, Phillips announced a three-year contract extension for Pace, keeping him with the club through the 2021 season. He has also restructured the front office, promoting four key executives to the level of Senior Vice-President with direct reporting to Phillips. Additional departmental emphasis was also placed on expanding various customer service initiatives along with placing a new emphasis on database management, marketing research and digital media efforts, in an effort to deliver added value to Bears fans, season ticketholders and business partners.

The Bears training camp returned to the State of Illinois from 2002-19, turning out in record numbers over the three-week training period on the campus of Olivet Nazarene University in Bourbonnais, Ill. And for the first time in 2020, the Bears will utilize their newly-renovated facilities as training camp returns to Halas Hall.

Phillips' leadership was also key in negotiating a new home for the team at Soldier Field. Not only making the club more financially competitive, it provides the best fans in professional sports with a stadium complete with all the amenities they deserve. The Soldier Field game-day experience is second to none, and fans have been critical in creating a great home-field advantage for the team as the Bears continue to maintain their proud history and tradition on Chicago's lakefront.

Phillips served as the Bears Vice President of Operations for six seasons starting in 1993. Recognized for his many years of handling the Bears contract negotiations and team finances, Phillips currently serves on the NFL's CEC Executive Working Group, the NFL's CBA Player Benefits Plans Committee and is Chairman for the NFL's Employee Benefits Committee. Phillips also currently serves on the Board of Directors of Bears Care, the philanthropic arm of the Chicago Bears, and the Chicagoland Chamber of Commerce.

Before becoming Vice President of Operations, Phillips served as the Director of Finance from 1987-93. Phillips joined the Bears staff on September 28, 1983, as the team's Controller, a position he held for four years.

Prior to joining the Bears, Phillips was employed as an auditor and tax accountant with the international accounting firm Ernst & Whinney (now Ernst & Young), from 1979-83. He graduated from the University of Notre Dame in 1979 with a degree in business and accounting. Phillips earned a master of marketing and management degree from the Kellogg Graduate School at Northwestern University in 1989.

Phillips was born in Oneida, N.Y., grew up in Nashua, N.H., and he currently resides with his wife Ann in Libertyville, Ill. He has three sons, Matthew, Max and Frank.



**RYAN
PACE**
General Manager

Ryan Pace, the 2018 *Sporting News* NFL Executive of the Year, is in his sixth season as general manager of the Chicago Bears in 2020. He is the sixth general manager in franchise history after being hired on January 8, 2015. On January 1, 2018, the Bears announced a three-year contract extension for Pace, keeping him with the club through 2021.

Following the 2017 season, Pace took the organization in a different direction and sought to find the next head coach to lead the Bears into the future. On January 8, 2018, Pace hired Matt Nagy as Chicago's 16th head coach. Since his hiring, Chicago has compiled a record of 20-12, including 9-3 against the division, and captured the 2018 NFC North championship. A total of 12 players have been selected to the Pro Bowl over the past two seasons, the most over a two-year span since the 2006-07 seasons.

With Nagy in place, Pace used all avenues available to start bolstering a young and promising roster. He made a splash on the first day of free agency in March 2018 with the signing of wide receiver Allen Robinson II and awarding players such as defensive back Kyle Fuller and defensive lineman Eddie Goldman with multi-year extensions in 2018.

Pace and his staff kept the momentum going during 2018 NFL Draft, selecting three ESPN.com All-Rookie Team honorees in linebacker Roquan Smith (Round 1, 8th overall), offensive lineman James Daniels (Round 2, 39th overall) and defensive lineman Bilal Nichols (Round 5, 145th overall). He also traded up in the second round to draft wide receiver Anthony Miller (Round 2, 51st overall), who finished second among all rookie wide receivers with seven touchdown receptions in 2018. Smith, meanwhile, would go on to record the second-most tackles (122) by a Bears rookie. Nichols made an immediate impact, recording 3.0 sacks, while Daniels started the final 10 games at left guard.

But Pace saved his boldest move for last. With the 2018 season opener looming – 8 days away to be exact – Pace acquired All-Pro linebacker Khalil Mack in a trade with the Oakland Raiders, making him the highest paid defensive player in NFL history, and a move that turned Chicago's already top-10 defense into the league's most dominant unit that season. Mack did not disappoint, leading the Bears with 12.5 sacks and six forced fumbles as Chicago's defense led the NFL in takeaways (36), interceptions (27), fewest first downs (17.3 pg), fewest rushing yards allowed (80.0 pg) and fewest points allowed (17.7 ppg) and finished third in turnover margin (+12), points off takeaways (107) and yards per game allowed (299.7).

The Bears finished 12-4 during the regular season, going on win streaks of three, four and five games, and captured the club's first NFC North title since 2010. Nagy would go on to earn Associated Press and PFWA Coach of the Year honors while setting a record for the most wins by a first-year head coach in franchise history.

Eight players, including Mack, were named to the 2019 Pro Bowl following the season. Joining Mack were defensive backs Eddie Jackson and Fuller, defensive tackle Akiem Hicks, punt returner Tarik Cohen, quarterback Mitchell Trubisky and offensive linemen Cody Whitehair and Charles Leno Jr. Mack, Fuller, Jackson and Cohen also were named Associated Press All-Pros.

In recognition for his efforts throughout the 2018 season, Pace became the third Bears executive to win Executive of the Year honors and the first since Michael McCaskey in 1985.

In 2019, Pace signed Whitehair and Jackson to multi-year extensions, making Jackson the NFL's highest paid safety, while 2019 free agent acquisition Cordarrelle Patterson joined Jackson, Fuller and Mack as 2020 Pro Bowl selections. Patterson also was named an Associated Press All-Pro for the fourth time after leading the league in kick returns. Meanwhile, rookie running back David Montgomery finished the season with 889 rushing and 185 receiving yards to become the ninth Bears rookie to top 1,000 yards from scrimmage in their rookie season and tied for the team lead with seven total touchdowns. His 889 yards and six touchdowns on the ground were both second in the NFL behind Oakland's Josh Jacobs (1,150 yds, 7 TDs) among rookie RBs.

Pace and his staff were active once again during the 2020 offseason, first with the re-signing of linebacker Danny Trevathan, before making several key free agent acquisitions with the signing of veteran Pro Bowl tight end Jimmy Graham, linebacker Robert Quinn while trading a compensatory fourth-round pick to the Jaguars for veteran quarter-

ALL-TIME BEARS GENERAL MANAGERS

Ryan Pace was named Bears general manager on Jan. 8, 2015. He is just the sixth person to hold the GM position since the franchise was founded in 1920. The following is a list of all-time Bears general managers:

George S. Halas, Jr.	1963-74	Jerry Vainisi	1983-87	Phil Emery	2012-14
Jim Finks	1974-83	Jerry Angelo	2001-12	Ryan Pace	2015-Present

back Nick Foles. Other notable acquisitions included tight end Demetrius Harris, offensive linemen Germain Ifoedi and Jason Spriggs, wide receiver Ted Ginn Jr., and defensive back Tashaun Gipson Sr.

With two second round picks in April's draft, Pace selected two players who should make an immediate impact in Notre Dame tight end Cole Kmet and Utah cornerback Jaylon Johnson. Chicago did not pick again until Saturday's fifth round, where they selected three players in linebacker Trevis Gipson out of Tulsa, defensive back Kindie Vildor out of Georgia Southern and wide receiver Darnell Mooney out of Tulane. The Bears closed out the draft with two seventh-round selections, both offensive linemen, in Arlington Hambrick (Colorado) and Lachavious Simmons (Tennessee State).

In 2017, Pace continued his track record of drafting rookies who make an immediate impact on the team. Trubisky (No. 2 overall) set Bears rookie records for passing yards (2,193) and completions (196). Cohen became the first NFL rookie since Gale Sayers (1965) to score touchdowns via rushing, receiving, passing and punt return in a single season. He also tallied the third most receptions (53) by a Bears rookie in club history. Jackson finished the season with two interceptions and became the first player in NFL history to return both a fumble recovery and an interception for 75+ yard touchdowns in a single game in a win over the Panthers.

After a stellar rookie season in 2016, running back Jordan Howard, a fifth-round pick by Pace in 2016, continued to have success on the ground, becoming the first player in franchise history to rush for over 1,000 yards in each of his first two NFL seasons (1,313 in 2016 & 1,122 in 2017) and also became the fastest player in Bears history to rush for 2,000 yards (24 games), besting Walter Payton's previous mark of 26. Defensive lineman Akiem Hicks, a key 2016 free agent acquisition, earned a four-year contract extension in September 2017.

In Pace's first two seasons as Bears GM, five Bears were selected to the PFWA's All-Rookie team (Adrian Amos, Leonard Floyd, Goldman, Whitehair and Howard), tied for the most in the NFL in that time.

In his first season overseeing Chicago's roster, Pace was tasked with turning over a roster that ranked as one of the oldest in the NFL (average 27 years, 39 days old). He trimmed that average to just over 25-years old in two seasons. The Bears fielded a competitive team, improving by one game over their previous year's record, despite the youth movement. The 2015 Bears were involved in 11 games decided by one score (5-6 record in those games) despite leading the NFL with nine rookie starters (three on offense, six on defense). The Bears defense improved from 30th in 2014 (377.1 yards per game) to 14th in 2015 (345.1 ypg) despite starting a league-most six rookie starters who combined for 41 starts, second most to the Saints 44 defensive rookie starts.

Pace joined the Bears after spending 14 seasons (2001-14) as a member of the Saints organization, including 13 in the player personnel department. He spent his final two seasons (2013-14) with the Saints as director of player personnel. In that role, Pace helped manage the team's college and pro scouting operations including all facets of scouting and evaluation of college and pro prospects along with New Orleans' roster.

Pace spent six seasons as the club's director of pro scouting (2007-12), which included overseeing the club's pro scouting staff. His duties involved recommending player acquisitions by evaluating the Saints roster and potential free agents, monitoring all transactions, researching possible trade opportunities, assessing player talent from other professional leagues and directing the advance scouting of future opponents. He also helped the Saints prepare for the draft following the regular season by assisting in the evaluation of top college prospects.

The Flower Mound, Texas native got his start in New Orleans' player personnel department as a scouting assistant in 2002, a role he held for two years before working as a pro scout from 2004-06. During that time he evaluated free agents and collegiate players entering the NFL Draft as well as scouted upcoming opponents. He joined the Saints in 2001 supporting the coordination of all game day, training camp and stadium operations.

Over Pace's 13 seasons in the New Orleans personnel department (2002-14), the Saints compiled a 115-93 (.553) record. Since 2006, the Saints reached the playoffs five times, won three division titles, played in two NFC Championship games (2006 and 2009) and won the franchise's first Super Bowl title (Super Bowl XLIV). The Saints pro scouting department helped build a Super Bowl championship club by using all avenues at their disposal: signing free agents QB Drew Brees, FB Heath Evans, LB Scott Fujita, CB Randall Gay, C Jonathan Goodwin, CB Jabari Greer, WR Lance Moore and DE Anthony Hargrove and trading for TE Jeremy Shockey, LB Jonathan Vilma, LB Scott Shanle and TE David Thomas. Pace has also worked to acquire players such as NT Brodrick Bunkley, G Ben Grubbs, LBs Curtis Lofton, RB Darren Sproles. Over his last two seasons with the Saints their draft classes included regular starters LT Terron Armstead, WR Brandin Cooks, S Kenny Vaccaro and WR Kenny Stills.

In 2008, he was selected by the club to attend the NFL's Stanford Business School's Executive Education Program for Managers. He was a part of the franchise in 2005 while the club dealt with immense adversity having to guide itself through several moves in base operations in the wake of Hurricane Katrina.

Pace played collegiately as a defensive end at Eastern Illinois (1995-99), serving as team captain as a senior, graduating with a bachelor's degree in marketing.

Pace and his wife, Stephanie, have a daughter, Cardyn.



Pace and the Bears acquired All-Pro linebacker Khalil Mack in a trade with the Oakland Raiders on Sept. 1, 2018.



MATT NAGY

Head Coach

School: Delaware
Hometown: Manheim, Pa.
Birthday: April 24, 1978

Matt Nagy is in his third season with the Chicago Bears in 2020 after being named the 16th head coach in franchise history on January 8th, 2018.

Nagy, the 2018 *Associated Press* and PFWA Coach of the Year, has recorded 20 wins (20-12) in his first two seasons as the head coach in Chicago, surpassing George "Papa Bear" Halas (19, 1920-21) for the most wins by a Bears head coach in his first two seasons. Nagy also has enjoyed success within the division, going 9-3 against the NFC North, including 4-0 marks against the Vikings and Lions. The four wins in a row over the Vikings are the most since winning six in a row from 2009-12 while the four wins in a row over the Lions are the most since winning six in a row from 2008-10.

The Bears finished the 2019 season 8-8 in a year that saw WR Allen Robinson II become the first 1,000-yard receiver for the Bears since 2014. He finished the season with a career-high 98 receptions for 1,147 yards, becoming one of only three Bears in franchise history to haul in 95+ receptions and record over 1,100 yards in a season. He also led the team with seven TD receptions, the second most in his career.

QB Mitchell Trubisky finished the season with 3,138 passing yards, marking back-to-back 3,000-yard seasons, a feat accomplished just twice before in franchise history.

The Bears also were a force on the defensive side of the ball once again under Nagy and first-year defensive coordinator Chuck Pagano, allowing 18.6 points per game, the fewest in the NFC and No. 4 overall in the NFL.

Four players were named to the Pro Bowl following the season in LB Khalil Mack, DB Eddie Jackson, special teamer Cordarrelle Patterson and DB Kyle Fuller, bringing the total to 12 selections in his first two years as head coach.

Nagy orchestrated a remarkable turnaround for the Bears in his first year in 2018, taking a 5-11 team in 2017 and transforming them into NFC North champions, capturing AP and PFWA Coach of the Year honors for his efforts. The Bears, who won nine of their last 10 that season, finished the regular season 12-4, the most wins since the 2006 NFC Championship season (13-3), and the most by a Bears head coach in their inaugural season in franchise history. In doing so, Chicago secured the NFC's No. 3 seed and hosted a playoff game for the first time since the 2010 NFC Championship game.

The Bears finished 5-1 vs. the NFC North in 2018, their best mark in division play since 2010, sweeping both the Lions and the Vikings, and finished the regular season 7-1 at home, their best home record since 2005. The Bears averaged 26.3 points per game, fourth-best in the NFC. They scored 24 or more points 11 times, the most since 1995 and were the only team to hold a second-half lead in every regular-season game in 2018.

On the defensive side of the ball, the Bears ranked No. 1 in the NFL in takeaways (36), interceptions (27), INT returns for touchdowns (5), three-and-out percentage (.268), fewest first downs allowed (278/17.3 pg), fewest rushing yards allowed (80.0 pg) and fewest points allowed (17.7 ppg).

Eight players (LB Khalil Mack, DB Eddie Jackson, DB Kyle Fuller, DT Akiem Hicks, RS Tarik Cohen, QB Mitchell Trubisky and OL Cody Whitehair and Charles Leno Jr.) were named to the 2019 Pro Bowl following the season while four (Mack, Jackson, Fuller, Cohen) earned All-Pro honors.

In 2017, Nagy completed his fifth and final season in Kansas City and his first as offensive coordinator. He was promoted to OC following the 2016 season after serving as co-offensive coordinator with Brad Childress. Prior to that, Nagy spent three seasons as the Chiefs QBs coach.

In his first season as offensive coordinator in 2017, Nagy guided a Chiefs offense that ranked No. 5 in the NFL in total offense with 375.4 yards per game en route to a 10-6 record and an AFC West Division title. The Chiefs also finished sixth in the NFL in points per game (25.9), seventh in passing (256.5), ninth in rushing (118.9) and led the NFL with the fewest giveaways (8). The Chiefs also were one of the most explosive offenses in 2017, tying for fifth in the NFL with 69 plays from scrimmage of 20+ yards.

Quarterback Alex Smith finished the 2017 regular season fourth in the AFC in passing with 4,042 yards to go along with 26 touchdowns – both career highs – and only five interceptions. Also under Nagy's tutelage, rookie running back Kareem Hunt led the NFL in rushing with 1,327 yards and eight touchdowns and tied for first in the NFL with 12 rushes of 20 or more yards, earning Pro Bowl honors in the process. Travis Kelce also earned Pro Bowl honors, leading all NFL tight ends with 83 receptions and finishing second among tight ends with 1,038 yards and eight touchdowns. Nine of his 83 grabs went for at least 25 yards, second most in the league behind only New England's Rob Gronkowski (11). Additionally, wide receiver Tyreek Hill ranked seventh in the NFL with 1,183 yards to go along with seven touchdowns and tied for third with 15 receptions of 25 or more yards – trailing only Pittsburgh's Antonio Brown (16) and Houston's DeAndre Hopkins (17).

In his five seasons with the Chiefs, Nagy worked closely with Smith, who owned a 65.1 completion percentage in the five seasons working with Nagy, ranking first among all Chiefs QBs with at least 700 passing attempts.

In 2016, Nagy helped the Chiefs to a 12-4 regular-season record, the club's first AFC West title since 2010, the No. 2 overall seed in the AFC and a first-round bye. Overall, Nagy helped the Chiefs to the postseason four times in his five seasons with the club.

In his first year with the Chiefs, Nagy worked with Smith in a season that brought him five 100.0-plus quarterback ratings, one of which was a perfect rating of 158.3 at Oakland. Focusing on ball protection, he coached Smith to an AFC-low seven interceptions with a minimum of 300 attempts and a 1.4 interception percentage, also the lowest in the AFC. Smith also earned his first Pro Bowl selection following his first season with the Chiefs in 2013.

Before joining the Chiefs coaching staff, Nagy spent three years on the offensive staff of the Philadelphia Eagles, serving two seasons as the franchise's offensive quality control coach (2011-12). He was promoted to that role after he served as a coaching assistant during the 2010 campaign. His initial experience with the Eagles came in 2008 and 2009 when he served as a coaching intern during Eagles training camp.

A former quarterback for the Arena Football League, Nagy played six seasons for the New York Dragons (2002), Carolina Cobras (2004), Georgia Force (2005-06) and Columbus Destroyers (2007-08). During his career, Nagy completed 65.5 percent of his passes for 18,866 yards, 374 touchdowns and a quarterback rating of 115.1.

Nagy played collegiately at Delaware, setting more than 20 career passing records at the time, including career marks for passing yards (8,214) and touchdowns (58). He ranks second for most career attempts (895) and most career completions (502) behind former Delaware star Joe Flacco. Nagy earned All-America honors as a senior for the Blue Hens after setting single-season records in attempts (379), yards (3,436) and touchdowns (29).

After graduating from Delaware with a degree in health and physical education, Nagy gained coaching experience at several local high schools, as he served as an assistant coach at Manheim Central (2001), the quarterbacks coach at Cedar Crest (2002-03) and the offensive coordinator at Palmyra Area High School (2008-09).

He and his wife, Stacey, have four sons: Brayden, Tate, Jaxon and Jett.

MATT NAGY'S OVERALL RECORDS IN THE NFL

Year	Team	Position	Regular Season	Postseason
2008	Philadelphia	Training Camp Intern	9-6-1	2-1
2009	Philadelphia	Training Camp Intern	11-5	0-1
2010	Philadelphia	Coaching Assistant	10-6	0-1
2011	Philadelphia	Offensive Quality Control	8-8	
2012	Philadelphia	Offensive Quality Control	4-12	
2013	Kansas City	Quarterbacks Coach	11-5	0-1
2014	Kansas City	Quarterbacks Coach	9-7	
2015	Kansas City	Quarterbacks Coach	11-5	1-1
2016	Kansas City	Co-Offensive Coordinator	12-4	0-1
2017	Kansas City	Offensive Coordinator	10-6	0-1
2018	CHICAGO	HEAD COACH	12-4	0-1
2019	CHICAGO	HEAD COACH	8-8	
TOTALS			20-12	0-1

MATT NAGY VS. NFL OPPONENTS

NFC Opponents	Reg.	Post.	Overall	AFC Opponents	Reg.	Post.	Overall
	17-7	0-1	17-8		3-5	0-0	3-5
NFC North	9-3	0-0	9-3	AFC North	0-0	0-0	0-0
Chicago	0-0	0-0	0-0	Baltimore	0-0	0-0	0-0
Detroit	4-0	0-0	4-0	Cincinnati	0-0	0-0	0-0
Green Bay	1-3	0-0	1-3	Cleveland	0-0	0-0	0-0
Minnesota	4-0	0-0	4-0	Pittsburgh	0-0	0-0	0-0
NFC South	1-1	0-0	1-1	AFC South	0-0	0-0	0-0
Atlanta	0-0	0-0	0-0	Houston	0-0	0-0	0-0
Carolina	0-0	0-0	0-0	Indianapolis	0-0	0-0	0-0
New Orleans	0-1	0-0	0-1	Jacksonville	0-0	0-0	0-0
Tampa Bay	1-0	0-0	1-0	Tennessee	0-0	0-0	0-0
NFC East	3-2	0-1	3-3	AFC East	2-2	0-0	2-2
Dallas	1-0	0-0	1-0	Buffalo	1-0	0-0	1-0
New York Giants	1-1	0-0	1-1	Miami	0-1	0-0	0-1
Philadelphia	0-1	0-1	0-2	New England	0-1	0-0	0-1
Washington	1-0	0-0	1-0	New York Jets	1-0	0-0	1-0
NFC West	4-1	0-0	4-1	AFC West	1-3	0-0	1-3
Arizona	1-0	0-0	1-0	Denver	1-0	0-0	1-0
San Francisco	1-0	0-0	1-0	Kansas City	0-1	0-0	0-1
Seattle	1-0	0-0	1-0	Oakland	0-1	0-0	0-1
Los Angeles Rams	1-1	0-0	1-1	Los Angeles	0-1	0-0	0-1



CHUCK
PAGANO
 Defensive Coordinator

School: Wyoming

Hometown: Boulder, Colo.

Birthdate: Oct. 2, 1960

Chuck Pagano enters his second season as the Bears defensive coordinator in 2020 after originally being hired by the club on January 11, 2019.

Most recently in 2019, he guided a defense that allowed just 18.6 points per game, which led the NFC and ranked fourth among all NFL defensive units. Opposing offenses averaged just 324.1 net yards per game, which was good for second-best in the NFC and eighth overall. Following the completion of the 2019 regular season, three Bears -- linebacker Khalil Mack (8.5 sacks, 5 FF), cornerback Kyle Fuller (82 tackles, 3 INTs) and safety Eddie Jackson (60 tackles, 2 INTs) -- were each invited to 2020 NFL Pro Bowl.

Prior to his arrival in Chicago, Pagano spent six seasons as the head coach of the Indianapolis Colts from 2012-17 while serving as a consultant for the NFL in 2018. He previously served as defensive coordinator in the NFL once before, holding the top defensive coaching position with the Baltimore Ravens in 2011.

In his six seasons as the head coach in Indianapolis, Pagano led the Colts to a 53-43 regular-season record, including a 3-3 mark in the playoffs. He led the Colts to two AFC South Championships (2013, 2014), three consecutive playoff appearances (2012-14) and an appearance in the 2014 AFC Championship Game.

A native of Boulder, Colo., Pagano became only the second head coach in NFL history to earn at least 11 wins in each of his first three seasons with a team and became the third head coach in Colts history to reach the playoffs in each of his first three years. From 2013-14, his Colts recorded perfect 6-0 records against AFC South opponents en route to back-to-back division titles. The Colts also recorded 16 consecutive wins against the AFC South, setting an NFL record for consecutive wins within the division. From 2012-16, the Colts went 23-7 overall against the AFC South, which tied for the best record against a division during that span. The Colts' dominance also included 33 straight games without consecutive losses from Sept. 9, 2012 to Sept. 7, 2014.

The Colts' best season under Pagano came in 2014, when he guided the team to 11 wins, which included an appearance in the AFC Championship Game, the team's first since 2009. Indianapolis manufactured one of the best offensive seasons in franchise history that year, recording its highest single-season totals for net yards (6,506; third in the NFL) and net passing yards (4,894; first in the NFL). The Colts scored 458 points, which was the second-highest yearly total in team history while the team's 28.6 points per game average ranked sixth in the league. Quarterback Andrew Luck set a single-season franchise record with 4,791 passing yards while setting career highs in completions (380), passing touchdowns (40; first in the NFL) and passer rating (96.5). Defensively, the Colts ranked seventh in the AFC against the pass (229.3 ypg.). Mike Adams tied for the NFL lead in takeaways (7), while Vontae Davis tied for third in the league in passes defended (18) as the two earned their first career Pro Bowl selections.

Pagano's first season in 2012 proved to be one of the most challenging, yet inspirational stories in NFL history when he was forced to take a leave of absence just three games into the season after being diagnosed with a curable form of leukemia. Serving as the team's interim head coach, offensive coordinator Bruce Arians and the Colts defied the odds and rallied to a 9-3 record after starting 1-2. During that time frame, Indianapolis secured a playoff berth and accomplished one of their primary goals -- extending the season for the return of their head coach. As the regular season came to an end, the culmination of Arians' stretch as interim head coach concluded with the team's playoff-clinching victory at Kansas City (Week 16). The stage was then set for Pagano to return after missing 12 weeks of action as the Colts won their final game under Pagano in Week 17 to finish 11-5.

Pagano's battle with leukemia led him to form the CHUCKSTRONG Foundation, which has raised more than \$7 million for continued cancer research.

Prior to his arrival in Indianapolis, Pagano spent four seasons with the Ravens, serving as the secondary coach from 2008-10 and defensive coordinator in 2011. During his four seasons in Baltimore, Pagano's defenses allowed the second-fewest points per game (16.3) and the second-fewest net yards (292.3) in the NFL. The Ravens also ranked third in the NFL in scoring defense during that span.

In 2011 as coordinator, Pagano's defensive unit finished third in the NFL in total defense (288.9 ypg.), second against the run (92.6 ypg.) and fourth against the pass (196.3 ypg.) on their way to an appearance in the AFC Championship Game. The Ravens also led the league in forced fumbles (21) and had the third-most sacks in the NFL (48.0), including a franchise record-tying 9.0 sacks in Week 12 against San Francisco.

As the team's secondary coach, Pagano led a defensive backfield that had to adjust to a number of injuries, including a significant loss of seven-time Pro Bowl safety Ed Reed, who started the 2010 campaign on the PUP list. Even after missing the first six games, Reed still led the league with eight interceptions in only 10 games in 2010.

In Pagano's first season with the Ravens (2008), the team led the NFL with 26 interceptions, including Reed's NFL-high nine picks. Reed, the league's only unanimous (50 votes) All-Pro in 2008, was also coached by Pagano at the

University of Miami (Fla.). Pagano's secondary ranked second against the pass (179.7 ypg.) as the defense ranked No. 2 overall in the league, a drastic improvement from a No. 20 overall finish in 2007.

Pagano posted a one-year stint as the defensive coordinator at the University of North Carolina in 2007, where he rejoined head coach Butch Davis from previous stops with the Cleveland Browns and Miami Hurricanes. Prior to UNC, he spent two seasons (2005-06) as the defensive backs coach for the Oakland Raiders. In 2006, the Raiders led the NFL in pass defense, allowing just 150.8 yards per game, and ranked third in total defense at 284.8 yards per contest.

From 2001-04, Pagano coached the Cleveland secondary under then-head coach Butch Davis. In 2003, the defensive backs helped the Browns tie the franchise record for the fewest passing touchdowns allowed in a season with 13. Under Pagano's guidance in 2001, Cleveland's secondary accounted for 28 of the team's NFL-leading and team-record 33 interceptions. That season, rookie cornerback Anthony Henry led the NFL with 10 picks.

Pagano returned to the University of Miami (Fla.) from 1995-2000 for his second stint at the school, coaching the Hurricanes secondary as well as serving as special teams coordinator. He coached four NFL first-round defensive backs: Duane Starks (Ravens, 10th-1998), Phillip Buchanon (Raiders, 17th-2002), Ed Reed (Ravens, 24th-2002) and Mike Rumph (49ers, 27th-2002). During Pagano's second tenure in Miami, the Hurricanes blocked 39 kicks in 59 games and set a school record in 1996 with 12 blocked kicks.

Pagano started his coaching career as a graduate assistant at USC (1984-85) before taking the same role at Miami (Fla.) in 1986. In 1987, he started a two-year stint at Boise State University where he coached outside linebackers. Pagano then spent one season (1989) at East Carolina University coaching the secondary before moving to UNLV where he led the secondary (1990) and eventually was named defensive coordinator in 1991. In 1992, Pagano returned to East Carolina, coaching the secondary and outside linebackers for three seasons (1992-94).

Pagano was a four-year letterman and two-year starter at strong safety at the University of Wyoming, earning a degree in marketing in 1984. His younger brother, John, currently serves as outside linebackers coach for the Denver Broncos.

Chuck and his wife, Tina, have three daughters, Tara, Taylor and Tori, and three granddaughters, Avery, Addison and Zoey.

CHUCK PAGANO'S COACHING HISTORY

Year	Team	Position	Regular Season	Postseason
1984-1985	Southern California	Graduate Assistant		
1986	Miami (Fla.)	Graduate Assistant		
1987-1988	Boise State	Outside Linebackers		
1989	East Carolina	Secondary		
1990	UNLV	Secondary		
1991	UNLV	Defensive Coordinator/Secondary		
1992-1994	East Carolina	Outside Linebackers		
1995-2000	Miami (Fla.)	Secondary/Special Teams		
2001-2004	Cleveland Browns	Secondary		
2005-2006	Oakland Raiders	Defensive Backs		
2007	North Carolina	Defensive Coordinator		
2008-2010	Baltimore Ravens	Secondary		
2011	Baltimore Ravens	Defensive Coordinator		
2012-2017	Indianapolis Colts	Head Coach	53-43	3-3
2019-present	Chicago Bears	Defensive Coordinator		
CAREER TOTALS			53-43	3-3



Bill LAZOR

Offensive Coordinator

School: Cornell
Hometown: Scranton, Pa.
Birthdate: June 14, 1972

Bill Lazor possesses 13 years of NFL coaching experience with six different teams, working primarily as an offensive coordinator and quarterbacks coach. He was hired as Chicago's offensive coordinator Jan. 16, 2020.

Lazor most recently served as offensive coordinator with the Cincinnati Bengals from 2017-18 and as the quarterbacks coach in 2016. Under his leadership, the Bengals' offense in 2018 finished third in the NFL in red zone scoring at 71.1% while running back Joe Mixon and wide receiver Tyler Boyd each produced over 1,000-yard seasons. The Bengals rushing attack averaged 4.69 yards per carry, which was fourth in the AFC, and Mixon's 1,168 yards led the AFC. In 2017, Lazor took over play calling duties after Week 2 and guided wide receiver A.J. Green to post another 1,000-yard season en route to his seventh Pro Bowl appearance. In 2016, quarterback Andy Dalton passed for 4,206 yards, the second-most in franchise history and his interception total of eight established a team record for fewest interceptions in a season. Dalton finished the season with a trip to his third Pro Bowl.

Prior to Cincinnati Lazor spent two seasons as the offensive coordinator with the Miami Dolphins from 2014-15. In his first season in Miami, Lazor assisted with the development of quarterback Ryan Tannehill, who passed for 4,045 yards. Tannehill's 27 passing touchdowns were the most by a Dolphins QB since Dan Marino had 30 in 1994. His rushing attack averaged 4.7 yards per attempt, ranking second in the NFL, led by Lamar Miller's 1,000-yard campaign. The Dolphins averaged 24.3 points per game and 350.1 yards per game, which was the franchise's most in both categories since 1995. In 2015, Lazor contributed to the breakout season of second-year wide receiver Jarvis Landry, who finished fourth in the NFL with 110 receptions.

In 2013, Lazor spent one season as the quarterbacks coach for the Philadelphia Eagles. In his lone season working under Chip Kelly, Lazor developed quarterback Nick Foles, who emerged to win the NFL passing title (119.2 rating). Foles passed for 27 touchdowns and two interceptions and led the NFL in yards per pass attempt (9.1) and touchdown percentage (8.5).

Prior to his season with the Eagles, Lazor had a three-year stretch serving as offensive coordinator and quarterbacks coach at the University of Virginia from 2010-12. Under his direction, the Cavaliers offense had a historic turnaround, finishing third in the ACC in total offense in 2010 after ranking last in 2009. The offense continued to improve the following year in 2011, averaging 399.8 yards per game while leading Virginia to their first bowl appearance in four years.

Lazor's first opportunity in the NFL came under legendary coach Dan Reeves for one season with the Atlanta Falcons in 2003 as an offensive quality control coach. He then became an offensive assistant (2004-05) under Hall of Fame coach Joe Gibbs and was later promoted to quarterbacks coach (2006-07) with the Washington Redskins. The Seattle Seahawks then hired Lazor as their quarterbacks coach from 2008-09 where he worked under Super Bowl winning coach Mike Holmgren.

Lazor is from Scranton, Pa., and was a three-year starting quarterback at Cornell University. He was an All-Ivy League selection and a team captain and was named the team's Most Valuable Player as a senior in 1993. He completed his playing career with 26 program records in passing and total offense.

Following his playing career, Lazor spent seven seasons as an assistant coach at Cornell from 1994-2000. He then left Cornell to become the offensive coordinator at the University at Buffalo from 2001-02.

Bill and his wife Nicole have a son, Nolan, and two daughters, Marin and Charlotte.

LAZOR'S COACHING CAREER

Year	Team	Position
1994-2000	Cornell University	Assistant Coach
2001-02	University at Buffalo	Offensive Coordinator/Quarterbacks
2003	Atlanta Falcons	Offensive Quality Control
2004-05	Washington Redskins	Offensive Assistant
2006-07	Washington Redskins	Quarterbacks
2008-09	Seattle Seahawks	Quarterbacks
2010-12	University of Virginia	Offensive Coordinator/Quarterbacks
2013	Philadelphia Eagles	Quarterbacks
2014-15	Miami Dolphins	Offensive Coordinator
2016	Cincinnati Bengals	Quarterbacks
2017-18	Cincinnati Bengals	Offensive Coordinator
2020-pres.	Chicago Bears	Offensive Coordinator



CHRIS TABOR

Special Teams Coordinator

School: Benedictine College

Hometown: St. Joseph, Mo.

Birthday: March 4, 1971

TABOR

Chris Tabor is in his third season as the Bears special teams coordinator in 2020, after joining the club on January 12, 2018. It is his second stint with the club, initially holding the title of assistant special teams coach from 2008-2010. Prior to joining the club in 2018, he had spent the previous seven seasons with the Browns as their special teams coordinator.

For the second straight season in 2019, a Bears return specialist was represented in the NFL's Pro Bowl under Tabor's guidance. Cordarrelle Patterson earned the honor after leading the league in kick return yards (825), finishing second in kick return average (29.5) and finishing the season as one of seven specialists to return a kick for a touchdown. Punter Pat O'Donnell set a Bears single-season record in net average (40.7) while kicker Eddy Piñeiro finished the season making 23-of-28 field goals (82.1%), the third-highest percentage of makes by a Bears first-year kicker. In 2018, Tabor helped mentor return specialist Tarik Cohen to Pro Bowl honors after leading the NFL in punt return yardage (411 yards).

In Cleveland, the Browns were the only team in the NFL to have earned at least one AFC Special Teams Player of the Week award each season from 2011-2016. In total, the Browns won seven AFC Special Teams Player of the Week awards. He also oversaw kicker Phil Dawson and returner Joshua Cribbs in 2012 when they were both were selected to the Pro Bowl, marking just the second time in team history that two specialists made the annual all-star game in the same year.

During his seven seasons with the Browns, Tabor helped numerous players set NFL and franchise records. Punter Britton Colquitt set the Browns net punting average record in consecutive seasons with 40.3 in 2016 and 40.6 in 2017. In 2015, kicker Travis Coons set an NFL record with 18 consecutive field goals to start his career, while Andy Lee set a franchise record in punt average with 46.71.

Prior to joining the Browns, Tabor spent three seasons (2008-10) as assistant special teams coach with the Bears. During Tabor's first stint in Chicago the Bears ranked in the top five in no less than nine different special teams categories combined over that three-year period. Chicago led the NFL in total return yards (6,570) and kickoff return yards (5,415), posted the second-best kickoff return average (25.1), ranked third in punt return defense (7.1) and produced the fifth-best punt return average (10.4). The Bears also registered six total kick returns for touchdowns in that time, tied for second most in the NFL.

Also during Tabor's tenure in Chicago, the Bears tied for fifth in the league in punts inside the 20-yard line (90) and tied for seventh in field goal percentage (86.2). From 2008-10, Chicago was one of only six teams in the NFL to allow one or fewer kick return touchdowns as that total tied for second in the league over that three-year span.

Tabor also helped shape some of the NFL's top return specialists. In 2008, Danieal Manning led the NFL in kickoff return average (29.7). In 2009, Johnny Knox finished second in the league in kickoff return average (29.0) and earned a Pro Bowl selection as a kick returner. In 2010, Devin Hester led the NFL in punt return average (17.1) and punt return touchdowns (3) en route to earning a Pro Bowl nod as a kick returner.

In 2010, the Bears ranked first in the league in punt return average (17.1), second in kickoff return average (25.4), second in average drive start after kickoffs (31.5) and ninth in punt return defense (7.8). The Bears' special teams unit also ranked fourth in the NFL, based on a composite formula devised by Rick Gosselin of the Dallas Morning News.

Prior to Chicago, Tabor spent two seasons at Western Michigan University (2006-07) as the running backs and special teams coach. He also spent four seasons at Utah State University, where he was the running backs and special teams coach in 2005 after being the Aggies' assistant head coach in charge of wide receivers from 2002-04.

Tabor coached at Central Methodist College (1995-96) in Fayette, Mo., before spending four seasons at the University of Missouri. He spent his first three years with the Tigers as an offensive graduate assistant (1997-99) before moving into the role of running backs and special teams coach in 2000.

He was also the head coach at Culver-Stockton College in Canton, Mo., in 2001. From 1993-1994, Tabor built experience at the community college and high school levels, coaching at Hutchinson (Kansas) Community College (1994) and Benton High School (1993) in St. Joseph, Mo.

Tabor graduated from Benedictine College in Atchison, Kansas, where he played four seasons at quarterback. He earned a master's degree in education from Columbia (Mo.) College.

He and his wife, Nikki, have two daughters, Paityn and Lainey.

TABOR'S COACHING CAREER

Year	Team	Position
1997-99	University of Missouri	Offensive Graduate Assistant
2000	University of Missouri	Running Backs/Special Teams
2001	Culver-Stockton College	Head Coach
2002-04	Utah State University	Assistant Head Coach/WRS
2005	Utah State University	Running Backs/Special Teams
2006-07	Western Michigan University	Running Backs/Special Teams
2008-10	Chicago Bears	Assistant Special Teams
2011-17	Cleveland Browns	Special Teams Coordinator
2018-pres.	Chicago Bears	Special Teams Coordinator



CLANCY BARONE

Tight Ends

School: Sacramento State
Hometown: San Andreas, Calif.
Birthdate: July 26, 1963

(BAR-own)

Clancy Barone brings 15 seasons of NFL coaching experience from four different teams to Chicago. Chicago is the fifth NFL stop for Barone during his 32-year coaching career, having previously coached either tight ends or offensive line with the Falcons (2004-06), Chargers (2007-08), Broncos (2009-16) and Vikings (2017-18).

During his coaching career, Barone has had the unique feat of coaching a Pro Bowl tight end at each of his four NFL coaching stops while several offensive linemen have been named Pro Bowlers under his tutelage.

Barone most recently served as the tight ends (2017) and co-offensive line coach (2018) with the Vikings. His tight ends were a valuable part of the club's 13-3 season in 2017 and advancing to the NFC Championship game.

Prior to his time in Minnesota, Barone spent eight seasons in Denver coaching tight ends (2009, 2011-14) and offensive line (2010, 2015-16). The Broncos won Super Bowl 50 and played in Super Bowl XLVIII against Seattle during his tenure.

In 2004, Barone got the call for his first NFL coaching gig as the assistant offensive line coach in Atlanta. The Falcons led the NFL and set franchise records in both yards per rush (5.1) and rushing yards per game (167.0) on their way to an NFC Championship Game berth against Philadelphia. The Falcons went 11-5 in the regular season to capture the NFC South title under first-year head coach Jim Mora.

The 2005 season marked Barone's first as a tight ends coach at any level when he took on that role for the Falcons.

His coaching career began in the college ranks, serving 17 years as an OL coach at various institutions. Barone spent the final seven years of his collegiate coaching career serving as offensive coordinator from 1997-2003 at the University of Wyoming (1997-99), University of Houston (2000-02) and Texas State University (2003). He also served as the OL coach at both Wyoming and Houston and was the assistant head coach for his season at Texas State.

Under Barone's tutelage, the Texas State offense averaged 443.4 yards per game, seventh best in the nation, while setting numerous school offensive records. While at Houston, Barone was named the Division-IA OL Coach of the Year by the National Offensive Line Coaches Association in 2002. During his three-year run at Wyoming (1997-99) the Cowboys allowed a total of just 35 sacks.

Barone's coaching career began at American River College (1987-90), a California community college located in the small unincorporated community of Foothill Farms, as their OL coach. Barone would move on to Sacramento State University (1991-92), Texas A&M University (1993) and Eastern Illinois University (1994-96) where he also instructed the offensive lines.

A native of San Andreas, California, Barone attended Red Bluff High School in Red Bluff, Calif., where he is a member of the school's Hall of Fame. After success as a four-sport star in high school, Barone attended and played offensive line at University of Nevada and Sacramento State University, where he also holds a place in the Hornets Hall of Fame.

He and his wife, Rosie, have 3 children: Gianna, Stefano and Isabella.

BARONE'S COACHING CAREER

Year	Team	Position
1987-90	American River College	Offensive Line
1991-92	Sacramento State	Offensive Line
1993	Texas A&M University	Assistant Offensive Line
1994-96	Eastern Illinois University	Offensive Line
1997-99	University of Wyoming	Offensive Coordinator/OL
2000-02	University of Houston	Offensive Coordinator/OL
2003	Texas State University	Offensive Coordinator/Asst. Head Coach
2004	Atlanta Falcons	Assistant Offensive Line
2005-06	Atlanta Falcons	Tight Ends
2007-08	San Diego Chargers	Tight Ends
2009	Denver Broncos	Tight Ends
2010	Denver Broncos	Offensive Line
2011-14	Denver Broncos	Tight Ends
2015-16	Denver Broncos	Offensive Line
2017	Minnesota Vikings	Tight Ends
2018	Minnesota Vikings	Co-Offensive Line
2020-pres.	Chicago Bears	Tight Ends



JUAN CASTILLO

Offensive Line

School: Texas A&M-Kingsville

Hometown: Port Isabel, Texas

Birthday: Oct. 8, 1959

CASTILLO

Juan Castillo possesses 24 years of NFL coaching experience with three different teams on both sides of the ball, primarily along the offensive line.

Castillo most recently served as the offensive line coach and run game coordinator with the Buffalo Bills from 2017-18. Under his watch, the Bills' rushing attack ranked in the top 10 both seasons. Buffalo finished sixth in the NFL and second in the AFC with 126.1 yards per game in 2017 and fifth in the NFL with 124.0 yards per game on the ground in 2018.

Prior to Buffalo he spent four seasons with the Baltimore Ravens, serving as the run game coordinator in 2013 and offensive line coach from 2014-16. In 2015 Castillo guided an offensive line that helped produce a then-franchise-record 4,271 net passing yards and the second-most total net yards (5,749) in team history. In 2014, Castillo led an offensive line that allowed just 19 sacks, the second fewest in team history at the time, ranking behind only Denver (17) that year with the fewest in the NFL. From 2014-15 the Ravens allowed the fewest sacks in the NFL (43). He originally joined the team as a consultant prior to Super Bowl XLVIII in January 2013.

As Philadelphia's offensive line coach from 1998-2010, the Eagles made nine postseason appearances and rushed for an average of 1,854 yards and 12 touchdowns per season. In 2010 the Eagles finished first in the NFC and fifth in the NFL with 145.2 yards per game on the ground. During his 13 seasons as the offensive line coach in Philadelphia, five different players earned nine Pro Bowl honors. He finished his Eagles tenure as the team's defensive coordinator in 2011-12. Under his tutelage, Philadelphia's defense led the NFL with 50 sacks in 2011.

Castillo worked with Nagy for five seasons with the Eagles from 2008-12 while Nagy was just beginning his NFL coaching career as an intern, coaching assistant and offensive quality control coach. Castillo also received his NFL coaching start with the Eagles in 1995 when he served as an offensive assistant for two years before coaching tight ends in 1997.

Castillo earned a bachelor's degree in health/kinesiology in 1986 and a master's in education administration in 1990 from Texas A&I (now Texas A&M-Kingsville), where he was a three-year letterman (1978-80) at linebacker for the Javelinas. Following college, Castillo spent two seasons (1984-85) with the USFL's San Antonio Gunslingers as a linebacker before moving to the coaching ranks.

Castillo attended Port Isabel High School in Texas, where he was an all-state linebacker. On July 4, 2009, Port Isabel celebrated "Juan Castillo Day," in which Castillo received a key to the city and in 2015 Castillo was inducted into the Lone Star Conference Hall of Honor, which recognizes outstanding individuals who have brought pride and honor to the conference through their contributions either as an athlete or coach/administrator.

Juan has four sons: Gregory, who played cornerback at the University of Iowa and is currently a scouting coordinator with the Kansas City Chiefs, John, who is currently interning in Washington D.C., Andres, who played football at the University of Delaware and will be paralegal in the fall, and Antonio, who is currently a junior at Lady Bird Johnson High School in San Antonio, Texas and will be a member of the cross country in the fall.

CASTILLO'S COACHING CAREER

Year	Team	Position
1982-85	Texas A&M-Kingsville	Defensive Line/Linebackers
1986-89	Kingsville High School	Defensive Coordinator
1990-94	Texas A&M-Kingsville	Offensive Line
1995-96	Philadelphia Eagles	Offensive Assistant
1997	Philadelphia Eagles	Tight Ends
1998-2010	Philadelphia Eagles	Offensive Line
2011-12	Philadelphia Eagles	Defensive Coordinator
2013	Baltimore Ravens	Run Game Coordinator
2014-16	Baltimore Ravens	Offensive Line
2017-18	Buffalo Bills	Offensive Line/Run Game Coordinator
2019	University of Michigan	Offensive Analyst
2020-pres.	Chicago Bears	Offensive Line



JOHN
DEFILIPPO
Quarterbacks

School: James Madison
Hometown: Youngstown, Ohio
Birthday: April 12, 1978

John DeFilippo was hired as quarterbacks coach on Jan. 16, 2020. He brings 22 years of coaching experience, including 15 in the NFL, to the Bears.

Prior to his arrival in Chicago, DeFilippo spent the 2019 season as the offensive coordinator in Jacksonville where he helped rookie Gardner Minshew throw for 3,271 yards, 21 touchdowns and six interceptions to go along with 344 rushing yards in 14 games (12 starts).

Prior to Jacksonville, DeFilippo spent the 2018 season as the OC for the Vikings where he helped QB Kirk Cousins break multiple NFL records, including the most consecutive games with 30-plus completions (four) and the most passing completions in the month of September (131), a record previously set by Tom Brady in 2002 (129). Cousins became the first player in NFL history to record at least 30 TDs and 4,000 passing yards while completing over 70 percent of his passes with 10 or fewer INTs. He also helped WR Adam Thielen set the NFL record for the most receptions through the first eight games of a season (74) while Thielen became the first player in NFL history to register 100-plus receiving yards in each of the team's first eight games of a season.

Prior to arriving in Minnesota, DeFilippo spent two seasons (2016-17) as the quarterbacks coach in Philadelphia, winning Super Bowl LII in 2018, while guiding QB Carson Wentz to a single-season franchise-record 33 touchdowns and the third-best passing rating in club history (101.9). After a season-ending ACL injury to Wentz, DeFilippo turned to Nick Foles, who threw for 971 yards and six TDs in three postseason contests. Foles led the Eagles with a 373-yard, three-TD effort against New England en route to earning Super Bowl LII MVP honors. In 2016, DeFilippo helped Wentz set rookie franchise records in pass attempts (607), passing yards (3,782) and completion percentage (62.4 percent).

In 2015 as the offensive coordinator in Cleveland, DeFilippo's offense amassed 4,000-plus gross passing yards and 1,500-plus rushing yards in the same season for the first time since 1986, while three different QBs earned starts under center.

Before his time in Cleveland, DeFilippo served as the quarterbacks coach for the Raiders for three seasons (2012-14). In 2012, QB Carson Palmer threw for the second-most yards in Raiders history (4,018) in addition to 22 touchdown passes. He also tutored QB Derek Carr, who led all rookies in completions (348), passing yards (3,270) and passing TDs (21).

Collegiate, the Youngstown, Ohio, native was a four-year letterman at James Madison, where he helped the Dukes to a Colonial Conference Championship as a senior in 1999.

DeFilippo's father, Gene, coached at Youngstown State, Vanderbilt and Tennessee, in addition to serving as the associate athletics director at Kentucky and athletic director at Villanova and Boston College.

DeFilippo married his wife, Kari, in July 2014.

DEFILIPPO'S COACHING CAREER

Year	Team	Position
1997	Carolina Panthers	Coaching Intern
1998	Indianapolis Colts	Coaching Intern
2000	Fordham University	Quarterbacks
2001-02	University of Notre Dame	Graduate Assistant
2003-04	Columbia University	Quarterbacks
2005-06	New York Giants	Offensive Quality Control
2007-08	Oakland Raiders	Quarterbacks
2009	New York Jets	Assistant Quarterbacks
2010	San Jose State University	Quarterbacks
2011	San Jose State University	Offensive Coordinator/Quarterbacks
2012-14	Oakland Raiders	Quarterbacks
2015	Cleveland Browns	Offensive Coordinator
2016-17	Philadelphia Eagles	Quarterbacks
2018	Minnesota Vikings	Offensive Coordinator
2019	Jacksonville Jaguars	Offensive Coordinator
2020-pres.	Chicago Bears	Quarterbacks



MARK DELEONE

Inside Linebackers

School: Iowa
Hometown: Syracuse, N.Y.
Birthday: June 30, 1987

(day-LEE-one)

DELEONE

Mark DeLeone enters his second season as the Bears inside linebackers coach in 2020 after originally joining the club on January 29, 2019. DeLeone, who coached alongside head coach Matt Nagy in Kansas City from 2013-17, spent the previous six seasons with the Chiefs before coming to Chicago.

Most recently in 2019, DeLeone's group helped anchor a defense that allowed just 18.6 points per game, which led the NFC and ranked fourth among all NFL teams. Chicago's defense also limited opposing offenses to 324.1 yards per game, a figure that ranked second in the NFC and eighth among all NFL teams. Individually, linebacker Roquan Smith finished the season with 100 tackles, his second straight season of tallying 100+ tackles.

DeLeone spent his first two seasons with the Chiefs as a defensive quality control coach from 2013-14 and helped Chiefs linebackers earn Pro Bowl berths in each of his first four seasons.

DeLeone tutored veteran LB Derrick Johnson as he became the franchise tackles leader with 1,262 tackles (993 solo). He also worked with second-year LB Reggie Ragland. In 2015, DeLeone's third season with the Chiefs, linebackers Tamba Hali, Justin Houston and Johnson all earned Pro Bowl berths, marking just the third time in franchise history that three Chiefs linebackers were selected to the NFL's all-star game, with all three occurrences being held by Hali, Houston and Johnson.

In his second season in KC, Houston broke the team's franchise record for sacks with 22.0 and was named the Derrick Thomas award winner as the team's MVP.

Prior to joining the Chiefs, DeLeone spent one season with the New York Jets in 2012 as a defensive assistant. Before that, DeLeone served as a graduate assistant at Temple University during 2011. He also served as a quality control coach at the University of Florida in 2010, working on head coach Urban Meyer's staff. While at Florida, he coached wide receivers in the spring and offensive line and tight ends in the fall. The Gators produced seven All-SEC performers that season en route to an Outback Bowl victory.

In 2009, he held the titles of director of football operations and assistant offensive line coach at the University of New Hampshire. During that season, the Wildcats went 10-3 en route to the Colonial Athletic Association North Championship and a quarterfinal showing in the Football Championship Subdivision playoffs.

A native of Syracuse, N.Y., DeLeone began his collegiate coaching career at the University of Iowa where he was a defensive student assistant for head coach Kirk Ferentz from 2007-08. In 2007, he worked with the linebackers and switched to the defensive line in 2008. While with the Hawkeyes, Iowa won the 2009 Outback Bowl and produced 14 All-Big Ten selections and 22 NFL players. He worked with two 2011 first-round NFL Draft picks in OL Mike Pouncey (Florida) and Adrian Clayborn (Iowa) during his time in the collegiate coaching ranks.

A 2009 graduate of the University of Iowa, DeLeone earned a bachelor's degree in liberal arts and sciences. He is married to his wife, Molly.

DELEONE'S COACHING CAREER

Year	Team	Position
2007-08	University of Iowa	Defensive Student Assistant
2009	University of New Hampshire	Director of Operations/Asst. OL
2010	University of Florida	Quality Control
2011	Temple University	Graduate Assistant
2012	New York Jets	Defensive Assistant
2013-14	Kansas City Chiefs	Defensive Quality Control
2015-17	Kansas City Chiefs	Assistant Inside Linebackers
2018	Kansas City Chiefs	Inside Linebackers
2019-pres.	Chicago Bears	Inside Linebackers



SEAN DESAI

Safeties

School: Temple
Hometown: Shelton, Conn.
Birthday: April 21, 1983

(4-11)

Sean Desai, who has over a decade of experience as a coach at the NFL and collegiate levels, will be in his eighth season with the Bears in 2020 after serving in a quality control role from 2013-2018, and as a safeties coach in 2019.

Most recently in 2019, Desai helped guide Eddie Jackson (60 tackles, 2 INTs) to his second-straight Pro Bowl while co-safety Ha Ha Clinton-Dix shined in his first season with the Bears (78 tackles, 2 INTs). Jackson and Clinton-Dix played a key role in limiting opposing offenses to 222.1 passing yards per game in 2019, a figure that ranked second in the NFL and ninth among all NFL teams.

As a quality control assistant from 2013-18, Desai worked with the Bears' defensive backs and linebackers while also assisting the special teams coaches.

Desai joined the Bears after spending the 2012 season as the running backs coach/special teams coordinator at Boston College. In 2012, the Eagles led the NCAA in punt returns, averaging 21.7 yards per return. That season, Desai also coached Boston College running back Andre Williams who went on to win the Doak Walker Award as the nation's top running back a year later.

Prior to his time at BC, Desai was the assistant director of football operations at the University of Miami (Fla.) in 2011 after spending five seasons at Temple (2006-10) as a defensive and special teams coach. In 2010, Desai was Temple's special teams coordinator/outside linebackers coach. At age 27, he was one of the youngest coordinators in the country. That season, Temple's special teams ranked second in the nation in kickoff coverage, allowing just 17.4 yards per return. The defense ranked 16th in the nation in both total defense (317.7 ypg) and scoring defense (19.1 ppg). Temple's defense also finished 15th in passing yards per game allowed (178.2 ypg) and their nine passing touchdowns allowed were tied for the second fewest in the FBS.

From 2007-10, Desai served as a graduate assistant for the Owls defense/special teams and academics. During his time as a graduate assistant, Temple's special teams had the nation's top kickoff return unit in 2008, averaging 26.6 yards per return while tying for second in the nation with two kickoff return touchdowns. In 2009, the Owls compiled their longest winning streak in program history (9), en route to the Mid-American Conference East Division Co-Championship and their first bowl game in 30 years.

Desai earned his doctorate in educational administration, with an emphasis in higher education, at Temple in May 2008, serving as an adjunct professor at the school in 2009 and 2010, teaching in the master's and doctoral programs in education administration.

Desai and his wife have two sons.

DESAI'S COACHING CAREER

Year	Team	Position
2007-10	Temple University	GA/Special Teams Coordinator/OLBs
2011	Miami (Fla.)	Assistant Director of Football Ops.
2012	Boston College	Special Teams Coordinator/RBs
2013-18	Chicago Bears	Defensive Quality Control
2019-pres.	Chicago Bears	Safeties



MIKE
FURREY
Wide Receivers

School: Northern Iowa
Hometown: Galion, Ohio
Birthday: March 12, 1977

(FUR-ee)

FURREY

Mike Furrey enters his third season as Chicago's wide receivers coach after originally joining the team on January 12, 2018. Furrey, who played eight seasons in the National Football League, came to the Bears after serving two seasons as the head football coach at Limestone College in Gaffney, S.C.

Most recently in 2019, Furrey's wideout group was highlighted by veteran wide receiver Allen Robinson II, who finished the season with a career-high 98 receptions for 1,147 yards, the second-highest of his career. Robinson became the first 1,000-yard receiver for Bears since Alshon Jeffery in 2014. Second-year target Anthony Miller also provided an offensive spark, making 52 grabs for 656 yards and a pair of touchdowns in the passing game.

In 2018, Furrey led a revamped wide receiver group that included newcomers Robinson, Taylor Gabriel and rookie Anthony Miller. Robinson led the team with 754 receiving yards and 13.7 yards per catch, while Gabriel led all wideouts with 67 catches for 688 yards. Miller, meanwhile, led the team and finished second among NFL rookie wide receivers with seven touchdowns, finishing with 33 catches for 423 yards.

Furrey joined the Limestone Saints after spending two seasons as the head football coach at Kentucky Christian University, followed by three years on "Doc" Holliday's staff at Marshall University. Prior to his time in the coaching ranks, he played eight seasons in the NFL with the St. Louis Rams, Detroit Lions, Cleveland Browns and Washington Redskins. In 2006, Furrey ranked second in the NFL in receptions (98) with the Detroit Lions while recording 1,086 yards and six touchdowns, earning him Lions' co-offensive player of the year honors.

Furrey took over a Limestone program still in its infancy and guided the Blue and Gold to its best season in the short three-year history of the team. The Saints, who had combined for just four wins over the first two years of competition, finished with a 5-6 overall record during the 2016 campaign before going 4-6 in 2017.

During his tenure with the Thundering Herd, Furrey helped guide the program to three straight bowl wins and the 2014 Conference USA Championship. Marshall led Conference USA in scoring offense while ranking in the top 5 nationally in total offense during the 2013 and 2014 campaigns.

Following a successful NFL playing career, Furrey was named the head coach at Kentucky Christian in January 2011. He turned the program around as the team went from 0-11 in 2010 to 7-4 and a national Top-25 ranking in 2012.

Twice nominated for the NFL Walter Payton Man of the Year Award with the Lions, Furrey was a finalist for the prestigious award during the 2009 season as a member of the Cleveland Browns. Furrey won the 2009 JB Award, an accolade given to those who specialize in community service by CBS studio host James Brown, and then was selected as the 2009 NFL Ed Block Courage Award recipient.

After signing with the Indianapolis Colts as an undrafted free agent in 2000, Furrey spent one season with the Las Vegas Outlaws in the XFL before playing two years with the New York Dragons of the Arena Football League. He would then sign with the St. Louis Rams in 2003, playing in 13 games during his rookie year. He helped guide the Rams to the NFC Divisional Round as a safety a year later.

Furrey was inducted into the UNI Athletics Hall of Fame in September 2017. He was a three-time All-American for the Panther football team from 1997-1999. Furrey caught 242 passes (third in MVFC history) for 3,544 yards (fourth in MVFC history). He spent his freshman season at the Ohio State University in 1996.

In 2007, he founded the Mike Furrey Foundation and has since raised more than \$500,000 to help improve the lives of those who are hurting, hungry, hopeful and/or homeless. He also serves as the board president for Basket of Hope with former NFL coach Tony Dungy as the organization's spokesperson.

FURREY'S COACHING CAREER

Year	Team	Position
2011-12	Kentucky Christian University	Head Coach
2013-15	Marshall University	Wide Receivers
2016-17	Limestone College	Head Coach
2018-pres.	Chicago Bears	Wide Receivers



BRIAN
GINN
Assistant Special Teams

School: Delaware
Hometown: Yorktown, Va.
Birthday: April 6, 1977

Brian Ginn was promoted to assistant special teams coach in 2020, where he will work under coordinator Chris Tabor. Ginn completed his second season with the Bears as an offensive quality control coach in 2019. He possesses 20 years of coaching experience, including 18 at the collegiate level, all with the University of Delaware (2000-17).

In 2018, Ginn was part of an offensive staff that helped the Bears average 26.3 points per game, fourth-best in the NFC, and scored 24 or more points 11 times in 2018, the most since scoring 24+ points in 11 games in 1995, and were the only team to hold a second-half lead in every regular-season game in 2018.

While with the Blue Hens, Ginn held several coaching positions, overseeing the tight ends (2016), quarterbacks (2014-15), wide receivers (2001, 2006-07, 2013), passing game coordinator/wide receivers (2009-12), offensive coordinator/quarterbacks (2008) and running backs (2002-05). He got his coaching start in 2000 as a graduate assistant after playing quarterback for the Blue Hens from 1996-99.

During his 22 seasons affiliated with the Delaware football program as a player and coach, Ginn was a part of 17 winning seasons that captured five conference titles and six Lambert Cup championships while advancing to the NCAA tournament eight times. He helped Delaware capture a national title in 2003 and was part of a coaching staff that made it to the title game on two other occasions (2007 and 2010).

As the quarterbacks coach in 2014 he helped Delaware rank fifth in the Colonial Athletic Association in total offense (353.2) and second in the league and 13th in NCAA FCS in team pass completion percentage (.647). In 2010, his work with the receiving corps helped the Hens rank second in the CAA in scoring offense (27.9) and total offense (401.8) and third in passing offense (217.4). In 2007, Delaware led the CAA and ranked 11th nationally in passing offense (289.5 ypg) while wide receiver Aaron Love earned All-American honor after catching 73 passes for 1,009 yards to become Delaware's all-time leader in receptions.

While running backs coach in 2003, Ginn was instrumental in the development of Germaine Bennett and Antawn Jenkins. Bennett set a school single-season record with 1,625 yards while Jenkins surpassed 2,000 yards for his career. In 2005, Ginn coached third team All-American running back Omar Cuff, who ranked second in the Atlantic 10 with 109.5 ypg. As a team, the Hens ranked third in the Atlantic 10 with 195.0 rushing ypg. During the 2001 season, Ginn coached wide receiver Jamin Elliott to All-Atlantic 10 honors. Elliott would go on to be a sixth-round selection by the Bears in the 2002 NFL Draft.

While a quarterback at Delaware, Ginn was teammates with current Bears head coach Matt Nagy. He split time with Nagy as a junior in 1998 before suffering a season-ending broken leg in the third game of the season. As a senior captain in 1999, Ginn began the season as Nagy's backup but took over late in the season when Nagy was injured and threw for 997 yards and six touchdowns.

He and his wife, Rachele, have twin daughters, Addison and Riley, and son, Brayden.

GINN'S COACHING CAREER

Year	Team	Position
2000	University of Delaware	Graduate Assistant
2001	University of Delaware	Wide Receivers
2002-05	University of Delaware	Running Backs
2006-07	University of Delaware	Wide Receivers
2008	University of Delaware	Offensive Coordinator/Quarterbacks
2009-12	University of Delaware	Pass Game Coordinator/Wide Receivers
2013	University of Delaware	Wide Receivers
2014-15	University of Delaware	Quarterbacks
2016-17	University of Delaware	Tight Ends
2018-19	Chicago Bears	Offensive Quality Control
2020-pres.	Chicago Bears	Assistant Special Teams



CHRIS
JACKSON
 Assistant Wide Receivers
 Offensive Quality Control

School: Washington State

Hometown: Bristol, Conn.

Birthday: Feb. 26, 1975

JACKSON

Chris Jackson is in his second season on Matt Nagy's staff in 2020 after spending last season as a defensive assistant.

Jackson re-joined the Bears in 2019 after previously assisting the Bears during training camp in 2018 in conjunction with the NFL's Bill Walsh Diversity Coaching Fellowship. Before joining the Monsters of the Midway, he served as the wide receivers coach at Liberty High School in Peoria, Ariz.

As a player, Jackson appeared in three games over three seasons as a wide receiver with the Tennessee Titans (2000) and Green Bay Packers (2002-03). He also spent time with the Tampa Bay Buccaneers (1998), Seattle Seahawks (1999) and Miami Dolphins (2003). He also spent several seasons in the Arena Football League where he was a standout wide receiver and the AFL Rookie of the Year in 2000 with the L.A. Avengers. He helped the Philadelphia Soul to an Arena Bowl XXII championship in 2008, recording 140 receptions for 1,692 yards and 49 touchdowns. Jackson totaled 325 receiving touchdowns in his AFL career, a mark that is still second all-time in league history.

Jackson played collegiately at Orange Coast College in 1995 before transferring to Washington State. In both 1996 and 1997, Jackson was a starter for the Cougars and was considered a favorite target of quarterback Ryan Leaf. In 1997 he recorded 54 catches for 1,005 yards and 11 touchdowns, helping the Cougars to a Pac-10 co-championship and a trip to the Rose Bowl. After going undrafted in the 1998 NFL Draft, Jackson signed with the Buccaneers.

JACKSON'S COACHING CAREER

Year	Team	Position
2018 (Training Camp)	Chicago Bears	Bill Walsh Coaching Fellowship
2019	Chicago Bears	Defensive Assistant
2020-pres.	Chicago Bears	Assistant Wide Receivers/Offensive QC



CHARLES LONDON

Running Backs

School: Duke
Hometown: Dunwoody, Ga.
Birthdate: Aug. 12, 1975

Charles London is in his third season as the Bears running backs coach in 2020, after originally joining the club on January 12, 2018. His return to Chicago comes after serving as an offensive assistant with the Bears from 2007-09. London owns a decade of coaching experience and spent four seasons as the Texans running backs coach prior to re-joining the Bears.

Most recently in 2019, London played a key role in the development of rookie running back David Montgomery, who totaled 889 rushing yards with six rushing touchdowns. Montgomery's yards and touchdown totals (7) were each good for second-best among rookie running backs in 2019 (Jacobs, OAK) and tied for the team lead with WR Allen Robinson II.

Under London's watch in 2018, Tarik Cohen enjoyed a breakout season, both as a running back and a punt return specialist, while Jordan Howard nearly eclipsed the 1,000-yard milestone for a third consecutive season with 935 yards and nine rushing touchdowns. Cohen led the team with 71 catches out of the backfield for a team-high 725 yards and five scores, while also rushing 99 times for 444 yards and three touchdowns. Cohen recorded a career-high 186 scrimmage yards in Week 13 against the Giants. His 156 receiving yards in that game were the most in a single game by a Bears running back since at least 1960 while his 12 catches matched a Bears single-game high for a running back.

The Texans' ground game was instrumental in the team winning back-to-back AFC South crowns in 2015-16 and posting three consecutive winning seasons for the first time in franchise history. In London's first three years with the team, the Texans ranked third in the AFC and sixth in the NFL in rushing. In his final season, the Texans finished seventh in the AFC with 115.1 rushing yards per game.

In 2016, the Texans featured the eighth-best rushing attack in the NFL, averaging 116.2 yards per game and rushing for 1,859 yards as a team. In Lamar Miller's first season with the Texans, he set career highs in carries (268) and 100-yard games (4) and topped 1,000 rushing yards for the second time in his five-year career, becoming just the fourth player in Texans' history to accomplish the feat.

Prior to coaching in Houston, London spent two seasons (2012-13) at Penn State as the running backs coach and recruiting coordinator. During his time there, London was key in the progression of RB Zach Zwinak, who rushed for 1,989 yards from 2012-13, good for the third-most rushing yards by a running back in the Big Ten in that time.

In 2011, London served as offensive assistant and quality control coach for the Tennessee Titans and spent the 2010 season as a pro scout for the Philadelphia Eagles. Prior to that, he worked three years as an offensive assistant with the Chicago Bears (2007-09) - his first year as a quality control coach on offense and his final two years as offensive assistant/assistant wide receivers coach.

London also has three years of coaching experience at his alma mater, Duke (2004-06). He started as a graduate assistant in his first two years and was elevated to running backs coach in his final season.

LONDON'S COACHING CAREER

Year	Team	Position
2004-05	Duke University	Graduate Assistant
2006	Duke University	Running Backs
2007	Chicago Bears	Offensive Quality Control
2008-09	Chicago Bears	Offensive Assistant/Assistant WRs
2010	Philadelphia Eagles	Pro Scout
2011	Tennessee Titans	Offensive Asst./Quality Control
2012-13	Penn State	Running Backs
2014-17	Houston Texans	Running Backs
2018-pres.	Chicago Bears	Running Backs



TED
MONACHINO
Senior Defensive Assistant
Outside Linebackers

School: Missouri
Hometown: Council Bluffs, Iowa
Birthday: Oct. 15, 1966

MONACHINO

Ted Monachino enters his second season with the Bears after originally joining the club on Jan. 21, 2019. Monachino, who has experience at both the college and NFL levels – including a Super Bowl XLVII championship with the Baltimore Ravens – comes to Chicago after serving as a senior defensive analyst at his alma mater, the University of Missouri, during the 2018 season. He was hired as Kansas State University's defensive coordinator and linebackers coach in December 2018 before accepting a position with the Bears.

Monachino's professional experience included 12 years in the NFL prior to joining the Bears as he has tutored some of the most prolific defenders in NFL history, headlined by Robert Mathis (Colts), Terrell Suggs (Ravens) and Khalil Mack.

Most recently in 2019, Monachino helped guide the outside linebackers through a new defensive scheme as Mack (8.5 sacks, 5 FF) gathered Pro Bowl honors for the fifth consecutive season.

Monachino reunited with Bears defensive coordinator Chuck Pagano in 2019 after the duo coached together in two previous stops with the Indianapolis Colts (2016-17) and Baltimore Ravens (2010-11). Monachino served as Pagano's defensive coordinator in Indianapolis. Prior to that, he spent six seasons with the Ravens serving as the linebackers (2012-15) and outside linebackers (2010-11) coach. Under his tutelage, he helped at least one Raven from his positional group to the Pro Bowl in four of his six seasons.

Over his final two seasons in Baltimore, Monachino helped develop Ravens linebacker C.J. Mosley into one of the most productive young players at the position. In 2014, Mosley became the first rookie in Ravens history to be named to the Pro Bowl. Monachino also coached Pro Bowler Elvis Dumervil to a franchise-record 17.0 sacks in 2014 as he and Suggs (12.0) combined for the most sacks of any duo in the NFL (29.0) that season. In 2013, Suggs (10.0) and Dumervil (9.5) totaled 19.5 sacks on the season and Suggs was selected to his sixth Pro Bowl.

In Monachino's first season as linebackers coach in 2012, Baltimore ranked second in red zone defense and allowed the second-fewest passing touchdowns (15) en route to the Super Bowl XLVII victory.

In 2011 Suggs was named The Associated Press NFL Defensive Player of the Year, First Team All-Pro and a Pro Bowler after leading the AFC with a career-high 14.0 sacks and an NFL-best seven forced fumbles. The defensive unit allowed the league's third-fewest points (16.6 ppg) for the fourth-straight year (tying an NFL record for finishing in the top three) and finished with the league's second-fewest rushing yards allowed (92.6 ypg).

In his first season in Baltimore in 2010, the Ravens allowed the NFL's third-fewest points (16.9 ppg) for the third-straight year as Suggs led the team with 11.0 sacks and was selected to the Pro Bowl.

Prior to Baltimore, Monachino coached the defensive line for the Jacksonville Jaguars for four seasons (2006-09).

Monachino coached for five seasons (2001-05) at Arizona State, serving as the defensive line coach for the Sun Devils. He was pivotal in the development of Suggs, who was drafted by the Ravens in the first round of the 2003 NFL Draft. Suggs set the NCAA single-season record for sacks (24.0) and tackles for loss (31.5) in 2002 en route to winning the Bronko Nagurski and Lombardi Awards and the Morris Trophy for the Pac-10's top lineman.

Monachino also had coaching stints at Boise State (2000), Missouri State (1999), James Madison (1998) and Texas Christian (1996-97). He began his coaching career in Missouri at the high school level at Hannibal High School (1994-95) and Pacific High School (1991-93).

Monachino earned a degree in health and physical education from Missouri in 1990. He was a three-year letterman for the Tigers and received Academic All-Big 8 honors twice before serving as a graduate assistant at TCU from 1996-97.

Monachino and his wife, Army, have two sons, Sam and Michael, and a daughter, Mikalee, who is married to Presto Brunz. They have one son, Sawyer.

MONACHINO'S COACHING CAREER

Year	Team	Position
1991-93	Pacific (Mo.) High School	Defensive Coordinator/LBs
1994-95	Hannibal (Mo.) High School	Defensive/ST Coordinator/OL
1996-97	TCU	Defensive Graduate Assistant
1998	James Madison	Defensive Line
1999	Missouri State	Outside Linebackers
2000	Boise State	Defensive Line
2001-2005	Arizona State University	Defensive Line
2006-07	Jacksonville Jaguars	Asst. Defensive Line/Defensive Asst.
2008-09	Jacksonville Jaguars	Defensive Line
2010-11	Baltimore Ravens	Outside Linebackers
2012-15	Baltimore Ravens	Linebackers
2016-17	Indianapolis Colts	Defensive Coordinator
2018	University of Missouri	Senior Defensive Analyst
2019-pres.	Chicago Bears	Senior Defensive Assistant/OLBs



DAVE RAGONE

Pass Game Coordinator

School: Louisville
Hometown: Middleburg Heights, Ohio
Birthdate: Oct. 3, 1979

Dave Ragone is in his fifth season on the Bears staff and his first as pass game coordinator in 2020 after spending the previous four as quarterbacks coach. He has eight years NFL coaching experience, including spending the 2013 season as the Tennessee Titans quarterbacks coach. He joined the Bears from Washington where he spent the 2015 season as an offensive quality control coach.

Over the past two years Ragone has helped QB Mitchell Trubisky post a 19-10 record as a starter while throwing for 6,361 yards and 41 touchdowns. Last season Trubisky finished the season with 3,138 passing yards in just over 14 games, marking back-to-back 3,000-yard passing seasons, a feat accomplished just twice before in franchise history.

In his second season working with Ragone, Trubisky earned 2019 Pro Bowl honors after throwing for 3,233 yards with 24 touchdowns in 14 games. That year Trubisky became just the sixth quarterback in team history to throw for 3,000 yards in a season. His four games with a passer rating of at least 120.0 were the most in Bears single-season history and his four games with at least 300 yards passing tied for the most in club single-season annals. Trubisky was named Week 10 NFC Player of the Week after throwing for a career-high 355 yards and three touchdowns against the Lions while rushing for another score. In a Week 4 win over Tampa Bay, Trubisky completed 19 of 26 passes for 354 yards and a career-best six touchdown passes – one shy of the NFL and franchise record – for a 154.6 passer rating. His efforts earned him NFL FedEx Air Player of the Week honors.

In 2017, Trubisky set Bears rookie records with 2,193 passing yards and 196 completions. Through his final five games, Trubisky completed more than 67 percent of his passes, fifth best in the NFL during that span.

In 2016, the Bears offense set franchise marks for gross passing yards (4,139; third), net passing yards (3,969; third) and passing first downs (21; second) despite starting three different QBs (Matt Barkley, 6; Jay Cutler, 5; Brian Hoyer, 5).

Prior to joining the Bears, Ragone worked on an offensive coaching staff that helped Redskins quarterback Kirk Cousins to the fifth-highest passer rating in the NFL (101.6), including a 29:11 touchdown to interception ratio and an NFL-best 69.8 completion percentage in 2005.

Before joining Washington, Ragone worked as an assistant coach in Tennessee, overseeing the quarterbacks in 2013 after coaching the wide receivers from 2011-12. In 2013, Ragone worked with QB Jake Locker who had a 99.0 passer rating before injuries derailed his season. Locker finished with an 86.7 passer rating in seven starts (4-3 record).

As a wide receivers coach, Ragone helped Nate Washington to a career-high 1,023 receiving yards in 2011, the Titans first 1,000-yard receiver since 2004. Washington added career-highs in receptions (74) and receiving touchdowns (seven) that season. A year later, under Ragone's coaching, Kendall Wright tied for the NFL lead among rookies with 64 catches.

Ragone also worked as a quarterbacks coach for the Hartford Colonials in 2010, helping Josh McCown lead the UFL in passer rating and touchdown passes.

As an NFL player, Ragone spent three seasons as quarterback with the Houston Texans (2003-05). He also spent time with the Berlin Thunder in 2005 being named NFL Europe Offensive MVP honors while leading the league in passer rating (97.5) and setting an NFL record by throwing 174 consecutive passes without an interception.

A three-time Conference USA Offensive Player of the Year at Louisville, Ragone led the Cardinals to three consecutive bowl games. The Middleburg Heights, Ohio, native was an All-State selection at St. Ignatius H.S. in Cleveland. In 2009, he was inducted into the St. Ignatius Athletics Hall of Fame.

He and his wife, Marju, have three children, Isabella, Anderson and Cristiano.

RAGONE'S COACHING CAREER

Year	Team	Position
2010	Hartford Colonials (UFL)	Quarterbacks
2011-13	Tennessee Titans	Quarterbacks
2015	Washington Redskins	Offensive Quality Control
2016-19	Chicago Bears	Quarterbacks
2020-pres.	Chicago Bears	Pass Game Coordinator



DONOVAN
RAIOLA
 Assistant Offensive Line

School: Wisconsin
Hometown: Honolulu, Hawaii
Birthday: Dec. 13, 1982

RAIOLA

Donovan Raiola enters his third season with the Bears in 2020 after originally joining the club as an assistant offensive line coach on February 27, 2018. Raiola, a three-time all-Big Ten honorable mention center at Wisconsin from 2003-05, also possesses four years of coaching experience at the collegiate level.

Most recently in 2019, Raiola helped guide an offensive line that produced 1,458 rushing yards on 395 attempts (3.7 avg.) with eight touchdowns. Rookie running back David Montgomery benefitted from a pair of 100-yard rushing opportunities while nearly eclipsing 900 rushing yards in year one.

Under Raiola's guidance in 2018, the Bears offensive line allowed just 33 sacks, tied for the third fewest in the NFC (Rams), behind the Panthers (32) and Saints (20). As an offensive unit, the Bears averaged 26.3 ppg, fourth-best in the NFC, and scored 24 or more points 11 times in 2018, the most since score 24+ points in 11 games in 1995.

Raiola spent the 2017 season as the offensive line coach at Auora (Ill.). Prior to that, he spent two seasons as an offensive graduate assistant at Notre Dame (2015-16). Raiola also spent the 2014 season as an intern with the University of Hawaii football program, where he worked with the offensive line.

Raiola also spent time in the NFL as a player, signing contracts with the St. Louis Rams (2006-08), Pittsburgh Steelers (2007), Seattle Seahawks (2008), Arizona Cardinals (2009) Chicago Bears (2009) and Tampa Bay Buccaneers (2010). Raiola also played parts of two seasons with the Omaha Nighthawks (2010-11) of the United Football League.

Raiola started 39 of 43 career games for the Badgers (2002-05), including 38 of his final 39 contests. He was a three-time all-Big Ten honorable mention selection and team captain as a senior. Raiola was named to the 2003, 2004 and 2005 preseason watch lists for the Rimington Trophy, which is given to college football's outstanding center. He was also selected to the watch list for the '04 Outland Trophy.

Prior to the 2014 campaign at Hawaii, Raiola spent two years as an assistant coach for his scholastic alma mater, Kamehameha Schools-Kapalama (2012-13). He coached offensive line and helped organize clinics for high school offensive linemen in the state of Hawaii during the offseason.

Raiola graduated from Wisconsin in 2005 with a bachelor's degree in agricultural business management. Raiola's brother, Dominic, played 14 years at center for the Detroit Lions.

RAIOLA'S COACHING CAREER

Year	Team	Position
2014	University of Hawaii	Offensive Line/Intern
2015-16	Notre Dame	Graduate Assistant
2017	Aurora University	Offensive Line
2018-pres.	Chicago Bears	Assistant Offensive Line



JAY RODGERS

Defensive Line

School: Indiana

Hometown: Austin, Texas

Birthdate: Aug. 29, 1976

Jay Rodgers enters his sixth year as the Chicago Bears defensive line coach in 2020 after being hired by the franchise on January 25, 2015. Rodgers has 19 years coaching experience, including 11 seasons in the NFL.

Most recently in 2019, Chicago's defensive lineman totaled 11.5 sacks, 14 tackles-for-loss and eight passes defended while contributing to a run defense that limited opponents to 102.0 yards per game, which ranked fourth in the NFC and 11th among all NFL teams. Individually, Nick Williams was the lone member to start all 16 games. In doing so, he led the group in both sacks (6.0) and tackles (42).

Following the 2018 season, Rodgers was named Defensive Line Coach of the Year at the 2019 NFL Combine. Under Rodgers' tutelage, DT Akiem Hicks earned his first career Pro Bowl nod after tallying 55 tackles, 7.5 sacks, five pass breakups, three forced fumbles and 12 TFLs. His 12 TFLs led the Bears while his 7.5 sacks placed second on the team. Since joining the Bears in 2016, Hicks is tied for third with Pittsburgh's Cameron Heyward among NFL defensive tackles with 23.0 sacks, trailing only the Rams Aaron Donald (39.5) and the Bengals Geno Atkins (28.0).

In 2017, Rodgers' line played a major role in the Bears defense accounting for 42 sacks and 277 sack yards, the highest such totals in his three seasons with the club. Akiem Hicks led the defense with a career-best 8.5 sacks and matched a career-best 54 tackles last season. Collectively, the Bears limited opponents to 108.1 rushing yards per game, which ranked 11th in the league. The Bears' 10 rushing touchdowns allowed in 2017 ranked tied-ninth in the NFL and tied-third by a Bears defense over the past 10 seasons.

In 2016, the Bears defensive line showed improvement in their second season under Rodgers. Hicks again led the way in his first season, setting then career highs in sacks (7.0), pass breakups (2), tackles for a loss (11) and forced fumbles (2). Hicks also finished fourth on the team with a career-high 71 tackles. Eddie Goldman also produced 2.5 sacks despite being limited to 6 games due to injury.

Prior to joining the Bears, Rodgers spent the previous six seasons (2009-14) on the Denver Broncos coaching staff including overseeing the defensive line over the last three years (2012-14). Over those three seasons (2012-14), the Broncos led the NFL in rushing defense (90.8 yards per game), allowing the fewest rushes of 10-or-more yards (99), and were fourth in the league with 134 sacks. During that time, Rodgers oversaw two Pro Bowl defensive ends: Elvis Dumervil (2012 season) and DeMarcus Ware (2014). The Broncos had a defensive lineman record a double-digit sack season all three years under Rodgers' leadership: Dumervil (11 in 2012), Shaun Phillips (10 in 2013) and Ware (10 in 2014). In 2014, the Broncos defense ranked second against the run (79.8 ypg), including permitting the second fewest runs of 10-or-more yards in the NFL (29). In his lone season with Denver in 2013 under Rodgers' tutelage, Shaun Phillips recorded the third highest sack total of his then 10-year career with 10 sacks. In his first year as Denver's defensive line coach, Rodgers helped the Broncos tie for the NFL lead with 52 sacks. Denver also finished third in the NFL that season in rushing defense (91.1 ypg) and second in rushing average allowed (3.61 ypc). Of Dumervil's 11 sacks that season, six were "strip-sacks" (forced-fumbles), the most in the NFL in 2012. Rodgers joined the Broncos as a coaching assistant in 2009, a title he held for two seasons before being named defensive quality control coach in 2011.

Prior to joining the Broncos, Rodgers worked the collegiate coaching ranks for nine seasons. A former college quarterback at Indiana (1996-98) and Missouri State (1999), Rodgers made his coaching debut as a graduate assistant at LSU working on the offensive (2001) and defensive (2002) side of the football. He moved on to become the passing game coordinator/quarterbacks and wide receivers coach at Dodge City Community College in Kansas during the 2003 season. He coached the quarterbacks at Missouri State (2004) and Stephen F. Austin University (2005-06) before overseeing the wide receivers at Iowa State (2007-08). In 2000, he worked as a recruiting intern at Ohio State University.

A native of Austin, Texas, Rodgers attended Austin Westlake High School and received a bachelor's degree from Indiana in 2000.

RODGERS' COACHING CAREER

Year	Team	Position
2001-02	LSU	Graduate Assistant
2003	Dodge City CC	Pass Game Coord./QBs/WRs
2004	Missouri State	Quarterbacks
2005-06	Stephen F. Austin	Quarterbacks
2007-08	Iowa State	Wide Receivers
2009	Denver Broncos	Coaching Assistant
2010-11	Denver Broncos	Defensive Quality Control
2012-14	Denver Broncos	Defensive Line
2015-pres.	Chicago Bears	Defensive Line



Bill SHUEY

Pass Rush Analyst Assistant Linebackers

School: Slippery Rock
Hometown: Bethlehem, Pa.
Birthday: Oct. 5, 1974

SHUEY

Bill Shuey enters his third season with the Bears in 2020 and his second as a defensive pass analyst/assistant linebackers coach.

Most recently in 2019, Shuey helped guide a pass defense that limited opposing offenses to 222.1 passing yards per game, the second-best average among NFC teams and ninth among all NFL teams. Chicago's linebackers also played a role in the Bears run defense which allowed just 102.0 rushing yards per game, which ranked fourth in the NFC and ninth overall.

Shuey's first role with the Bears came as a defensive quality control assistant in 2018, where he worked with the defensive line, inside linebackers and special teams.

Prior to his arrival in Chicago he spent six seasons at Widener (2014-17) and West Chester (2012-13) Universities and 10 seasons with the Philadelphia Eagles, including three as the team's linebackers coach.

At Widener, Shuey held the title of assistant head coach while also serving as defensive coordinator, co-special teams coordinator, secondary coach and recruiting coordinator. In 2017, Widener led the nation with nine defensive touchdowns and ranked ninth with 3.5 sacks per game. They also finished in the top 30 nationally in scoring defense while three defenders earned All-America honors. In 2016, The Pride ranked fourth nationally in rushing defense (67.9 ypg) as well as 10th in sacks (3.6 pg) and tied for 14th in tackles for a loss (8.8 pg).

In 2015, the Widener defense finished the season ranked seventh nationally in total defense, third in sacks and tackles for a loss, sixth in passing defense, 19th in rushing defense, and fourth on third down conversions under Shuey's tutelage. The Widener defense also led the Middle Atlantic Conference in most defensive categories and saw defensive end Brandon Jones be recognized as the school's second consecutive MAC Defensive Player of the Year before later being selected as a D3football.com All-America Second Team selection.

The Widener defense aided the program to a No. 10 overall ranking in the national polls and a 12-1 record in 2014. The defense ended the season ranked second nationally against the run as well as third in interceptions and tackles for loss. Widener's defense held opponents to 68.0 rushing yards per game and yielded only seven rushing touchdowns all season. The Pride also limited opponents to just under 18 points per contest.

Prior to Widener, Shuey worked for two seasons as the linebackers coach for West Chester. In 2013, the Golden Rams amassed a school-best 13-2 record that included three NCAA Tournament victories and a trip to the Division II semi-finals. Both starting linebackers were honored by the Pennsylvania State Athletic Conference, and middle linebacker Ronell Williams (now a defensive quality control assistant for the Bears) was named ECAC Defensive Player of the Year.

Before arriving at West Chester, Shuey was a member of the Eagles organization for 10 seasons, which included eight on Andy Reid's coaching staff. He spent four years as a defensive coach and worked directly under defensive coordinators Jim Johnson and Sean McDermott. The Eagles made the playoffs every year during Shuey's tenure as linebacker coach, reaching the NFC Championship Game during the 2008 campaign and capturing the NFC East title in 2010. In 2009, he received the honor of coaching the NFC Pro Bowl linebackers. Prior to working on the defensive side of the ball, he spent four seasons with the offensive coaching staff with coordinators Brad Childress and Marty Mornhinweg.

Prior to coaching, Shuey competed for the Lehigh Valley Panthers of the Colonial Football Alliance and the Pittsburgh Colts of the Grassroots Football League. He received his bachelor's degree in sport management from Slippery Rock in 1995 with a minor in business administration and his master's in physical education from West Virginia in 1998.

A native of Bethlehem, Pa., Shuey currently resides in Lake Forest with his wife Maura, daughter, Ella, and sons Jack and Luke.

SHUEY'S COACHING CAREER

Year	Team	Position
2001-02	Philadelphia Eagles	Head Coach's Assistant
2003-06	Philadelphia Eagles	Offensive Assistant/Quality Control
2007	Philadelphia Eagles	Defensive Quality Control
2008-10	Philadelphia Eagles	Linebackers
2012-13	West Chester	Linebackers
2014-17	Widener College	Defensive Coordinator
2018	Chicago Bears	Defensive Quality Control
2019-pres.	Chicago Bears	Pass Rush Analyst/Assistant LBs



MIKE SNYDER

**Offensive Quality Control
Tight Ends**

School: Lebanon Valley (Pa.)

Hometown: Perry, Ohio

Birthdate: July 30, 1986

Mike Snyder is in his third season as an offensive quality control coach with the Bears in 2020 after originally being hired on February 27, 2018. Snyder also possesses six years of coaching experience at the collegiate level with Coastal Carolina (2015-17) and Wingate (2012-14). In addition to his on the field experience, he owns a Master's Degree in Sports Management from Wingate University.

In his current role with the Bears, Snyder breaks down opponent game film and presents opponent tendencies to assist the offensive coaching staff in game plan preparation.

Most recently in 2019, the Bears' offense averaged 296.8 total net yards and 17.5 points per game. At the conclusion of the 2019 season, Snyder was selected to coach Wide Receivers in the East-West Shrine Bowl for college prospects.

In 2018, Snyder was part of an offensive staff that helped the Bears average 26.3 points per game, fourth-best in the NFC, and scored 24 or more points 11 times in 2018, the most since scoring 24+ points in 11 games in 1995, and were the only team to hold a second-half lead in every regular-season game in 2018.

As the offensive analyst at Coastal Carolina, Snyder was tasked with assisting the running backs during daily individual drills, breaking down the film of upcoming opponent's defenses, producing a coach's report of opponent's base and third-down defenses and preparing a weekly blitz report distributed to players.

Snyder began his college coaching career at Wingate in (2012-14) as a quarterback and special teams graduate assistant before being hired as the school's running backs coach (2013-14).

Previously, Snyder spent three years at Palmyra Area (Pa.) High School. He was the passing game coordinator, quarterbacks coach and wide receivers coach at various times during his tenure.

A 2009 graduate of Lebanon Valley (Pa.) College, Snyder earned a Bachelor's Degree in Political Science while winning three-letters as a pitcher on the Dutchmen baseball team.

SNYDER'S COACHING CAREER

Year	Team	Position
2012	Wingate University	Quarterbacks/Special Teams GA
2013-14	Wingate University	Running Backs
2015-17	Coastal Carolina	Offensive Analyst
2018-pres.	Chicago Bears	Offensive Quality Control



SHANE
TOUB
Defensive Quality Control

School: Dayton
Hometown: Mundelein, Ill.
Birthday: Nov. 15, 1993

TOUB

Shane Toub will be in his third season on Nagy's staff in 2020 and his first as defensive quality control coach after spending the past two as an offensive assistant. Toub joined the Bears in 2018 following a one-year stop with the University of Illinois football program in 2017 where he served as an offensive graduate assistant under former Bears head coach Lovie Smith.

While at Illinois, Toub was instrumental in the development of the Illini's core group of young talent. Sophomore quarterback Jeff George passed for seven touchdowns through seven games and finished the season with a 112.7 efficiency rating. Freshman running back Mike Epstein led the team in rushing with 363 yards in just five games (69.2 ypg) while fellow freshman running back RaVon Bonner posted a team-high four rushing touchdowns. Collectively, the Illinois offense ranked fourth in the Big Ten in red zone scoring percentage, coming away with points on 24-of-27 (88.9%) opportunities with 14 touchdowns (9 rushing, 5 passing) and 10 field goals.

A 2016 graduate from the University of Dayton, Toub was a four-year letterwinner on the Flyer's football team and a four-time PFL Academic Honor Roll member. After being named a team captain as a senior in 2016, Toub garnered the club's Stan Kurdziel Memorial Trophy, awarded to the team's top lineman.

Shane is the son of Kansas City Chiefs special teams coordinator Dave Toub, who held the same position with the Bears from 2004-12.

TOUB'S COACHING CAREER

Year	Team	Position
2017	University of Illinois	Offensive Graduate Assistant
2018-19	Chicago Bears	Offensive Assistant
2020-pres.	Chicago Bears	Defensive Quality Control



DESHEA TOWNSEND

Secondary

School: Alabama
Hometown: Batesville, Miss.
Birthday: Sept. 8, 1975

Deshea Townsend is in his second season as the Bears secondary coach in 2020 after originally being hired by the team on January 18, 2019.

Most recently in 2019, Townsend helped guide a pass defense that limited opposing offenses to 222.1 passing yards per game, the second-best average among NFC teams and ninth among all NFL teams. The Bears secondary also accounted for seven interceptions while safety Eddie Jackson (60 tackles, 2 INTs) and cornerback Kyle Fuller (82 tackles, 3 INTs) were voted to their second-straight Pro Bowl.

A 13-year NFL veteran at cornerback, Townsend has seven years of experience coaching defensive backs in the NFL. Townsend previously spent the 2018 season as an assistant defensive backs coach for the New York Giants, in addition to prior stints with the Tennessee Titans (secondary, 2016-17), Mississippi State University (cornerbacks, 2013-15) and the Arizona Cardinals (assistant defensive backs coach, 2011-12).

In 2018, he tutored Pro Bowl safety Landon Collins, who prior to going on IR after Week 13, led the Giants and was second among all NFL defensive backs in total tackles (96).

In 2017 with Tennessee, Titans safety Kevin Byard tied Detroit's Darius Slay with an NFL-best eight interceptions. Byard was also third on the team with 87 tackles (62 solo).

From 2013-15, Townsend was the cornerbacks coach at Mississippi State. In 2014, he helped the Bulldogs defense lead the nation in passes defended (89) and passes broken up (73) while ranking 15th nationally in interceptions (15). In 2013, the Bulldogs ranked fifth in the SEC in passing defense, allowing only 205.2 yards through the air.

Townsend got his first NFL coaching job with the Cardinals as an assistant defensive backs coach in 2011, a position he held for two seasons. He helped Arizona limit opponents to 215.9 net passing yards per game through two seasons, the fifth-best average in the NFC. Under Townsend's guidance, cornerback Patrick Peterson earned back-to-back Pro Bowl honors in addition to AP All-Pro and PFWA All-Team selections as a rookie in 2011.

As a pro, Townsend appeared in 191 games with 80 starts for Pittsburgh (1998-2009) and Indianapolis (2010). He tallied 21 career interceptions, 428 tackles, 15.5 sacks, three touchdowns, five forced fumbles and four fumble recoveries. He was a member of the Steelers teams that defeated Seattle in Super Bowl XL and Arizona in Super Bowl XLIII. Townsend played six seasons (2004-09) under Pro Football Hall of Famer Dick LeBeau, who was a defensive coordinator in Pittsburgh during their time together.

A four-year starter and a captain at the University of Alabama, Townsend entered the NFL as a fourth-round draft choice (117th overall) by the Steelers in 1998.

Born in Batesville, Miss., Townsend played quarterback for South Panola High School. He led the Tigers to a 5A state championship appearance in 1992 as a senior.

TOWNSEND'S COACHING CAREER

Year	Team	Position
2011-12	Arizona Cardinals	Assistant Defensive Backs
2013-15	Mississippi State	Cornerbacks
2016-17	Tennessee Titans	Secondary
2018	New York Giants	Assistant Defensive Backs
2019-pres.	Chicago Bears	Secondary



RONELL WILLIAMS

Defensive Quality Control

School: West Chester
Hometown: Chester, Pa.
Birthday: Feb. 2, 1992

WILLIAMS

Ronell Williams enters his second season as a defensive quality control coach with the Bears in 2020 after being hired by the club on January 18, 2019.

Williams re-joined the Bears as a defensive quality control coach in 2019 after being hired by the club in 2018 when he was brought on in training camp as part of the NFL's Bill Walsh Diversity Coaching Fellowship.

Prior to his arrival in Chicago, Williams completed his second year as a defensive analyst at Temple in 2018, guiding a defense that led the American Athletic Conference in interceptions (18) and was second in sacks (36) across 13 games. Williams spent the 2016 season at Widener College as an assistant coach, working primarily with the linebackers.

The former linebacker was a four-year letterman at Division II West Chester University where he led the team in tackles for three straight seasons (2011-13). He became the first sophomore and third defensive player in school history to earn first-team All-America honors by the American Football Coaches Association (AFCA) in 2012.

WILLIAMS' COACHING CAREER

Year	Team	Position
2016	Widener University	Assistant Coach/Linebackers
2017-18	Temple University	Defensive Analyst
2018 (Training Camp)	Chicago Bears	Bill Walsh Coaching Fellowship
2019-pres.	Chicago Bears	Defensive Quality Control

AIKMAN EFFICIENCY RATINGS

Established in 1995, the Aikman Efficiency Ratings measure offensive and defensive performance using a combination of seven key statistics identified by Troy Aikman, and then measured against league norms (and extremes). An offense or defense performing exactly at league norms in all categories will achieve a score of 75 while an exceptional unit would score 90 or more. Each unit starts with a base of 50 points and then has points added (or in two cases subtracted) to build the final ranking. (*Super Bowl winner; #Super Bowl loser)

Offense	Bears	League Leader	Defense	Bears	League Leader
1995	5 (81.80)	Cowboys (88.07)*	25	(71.42)	49ers (87.99)
1996	20 (71.64)	Packers (84.13)*	18	(74.47)	Packers (89.61)*
1997	27 (65.04)	Bengals (86.88)	20	(73.78)	49ers (85.26)
1998	26 (65.67)	Vikings (93.93)	26	(68.90)	Falcons (84.67)#
1999	28 (64.32)	Rams (89.39)*	22	(75.35)	Buccaneers (87.98)
2000	26 (65.80)	Rams (92.30)	24	(69.68)	Ravens (100.97)*
2001	20 (71.43)	Rams (88.86)#	3	(85.41)	Eagles (88.96)
2002	28 (68.63)	Chiefs (93.57)	19	(71.26)	Buccaneers (91.55)*
2003	26 (68.94)	Chiefs (93.94)	22	(71.50)	Patriots (86.93)*
2004	32 (57.00)	Colts (94.40)	11	(78.70)	Ravens (84.20)
2005	28 (66.40)	Seahawks (92.60)#	1	(89.30)	Bears (89.30)
2006	18 (74.20)	Colts (93.58)*	2	(86.50)	Ravens (93.60)
2007	29 (67.20)	Patriots (99.00)#	14	(75.60)	Chargers (82.00)
2008	26 (75.40)	Saints (88.70)	8	(75.10)	Steelers (89.20)*
2009	25 (70.40)	Vikings (89.70)	27	(67.10)	Jets (86.80)
2010	27 (70.10)	Patriots (93.70)	2	(80.60)	Steelers (86.00)#
2011	22 (74.20)	Saints (98.80)	4	(77.40)	49ers (84.50)
2012	20 (76.60)	Patriots (99.00)	1	(82.50)	Bears (82.50)
2013	5 (86.70)	Broncos (99.80)#	29	(61.40)	Seahawks (87.00)*
2014	20 (78.00)	Packers (92.1)	25	(65.9)	Texans (77.80)
2015	21 (79.70)	Panthers (92.20)#	22	(64.3)	Jets (83.50)
2016	26 (75.9)	Falcons (97.4)#	25	(64.0)	Giants (78.6)
2017	25 (74.2)	Patriots (93.1)#	6	(73.6)	Jaguars (83.1)
2018	13 (85.5)	Chiefs (100.2)	1	(81.2)	Bears (81.2)
2019	26 (75.0)	Ravens (98.7)	9	(71.9)	Patriots (85.8)



JASON LOSCALZO Head Strength & Conditioning Coach

Jason Loscalzo is in his third season as the Bears head strength and conditioning coach in 2020.

Loscalzo possesses 23 years of coaching experience, including 21 at the collegiate level with Washington State (2012-17), Boston College (2007-11), Auburn (2003-06), Marshall (2001-03), Nevada-Reno (1999-01) and Arkansas (1999).

Prior to joining the Bears, Loscalzo spent the previous six seasons (2012-17) as the head football strength and conditioning coach at WSU. During his time in Pullman, Loscalzo was responsible for all aspects involved in the development, coordination, implementation and supervision of the strength and conditioning programs for the Cougar football team.

Before joining WSU, Loscalzo served as the director of strength and conditioning for football at BC for five seasons (2007-11). Loscalzo helped the Eagles claim back-to-back ACC Atlantic Division titles in 2007-08, the 2007 Champs Sports Bowl championship and trips to the Music City Bowl (2008), the Emerald Bowl (2009) and the Kraft Fight Hunger Bowl (2010).

Prior to BC, Loscalzo spent four seasons (2003-06) as the top assistant strength and conditioning coach and director of sports nutrition for the Auburn University football team while also serving as the head strength and conditioning coach for baseball and softball. During his time with the Tigers the football team advanced to four straight bowl games, including a Sugar Bowl win and No. 2 final ranking in 2005.

Prior to Auburn, Loscalzo served as the assistant strength and conditioning coach and sports nutrition professional consultant at Marshall University (2001-03), helping the Thundering Herd to consecutive GMAC Bowl titles in 2001-02.

Loscalzo also held the titles of assistant strength and conditioning coach and athletic sports nutritionist at the University of Nevada, Reno (1999-01), graduate assistant strength and conditioning coach at University of Arkansas (1999) and began his career as a strength and conditioning student assistant at Humboldt State University (1996-99).

Loscalzo played fullback for Sierra College and Humboldt State and received his bachelor's degree in kinesiology in 1999 and master's in athletic administration from Nevada in 2001. Loscalzo has been certified by CSCS, SCCC, SPN and USAW Level I.

Loscalzo and his wife, Nicci, have two sons, JP and Luke and one daughter, Gianna.



PIERRE NGO Assistant Strength & Conditioning

Pierre Ngo is in his fifth year as an assistant strength coach in Chicago and his sixth overall after spending 2015 as a strength and conditioning coaching assistant with the Bears.

Prior to Chicago, Ngo spent two seasons with the New York Jets, first as a strength and conditioning intern in 2012 then as an assistant strength and conditioning coach in 2013.

Sandwiched between his NFL experience he served as a strength and conditioning coaching assistant at UCLA in 2014 working with the Bruins football program.

Ngo spent one season at Arizona State University (2011) where he served as an assistant strength coach for the Sun Devils football program and also oversaw ASU women's volleyball, women's tennis and men's golf teams.

From 2009-2011, Ngo worked at Philippi Sports Institute in Las Vegas, Nev., training NFL, MLB, MMA and youth athletes.

Ngo started his collegiate coaching career in (2007) at Arizona State as a strength conditioning intern and University of Nevada-Las Vegas (2008-2009).

Born in Muskogee, Okla., Ngo was a two-year letterman at NAIA Langston University (2004-05) and finished his collegiate playing career as a walk-on at the University of Oklahoma (2006) where he earned a degree in health and sports science.



CASEY KRAMER Assistant Strength & Conditioning

Casey Kramer is in his third season as Chicago's assistant strength and conditioning coach in 2020. Kramer has 14 years of experience as a strength and conditioning coach, including 12 at the collegiate level.

Kramer joined the Bears in 2018 after spending the previous four years with Tennessee Tech as their director of athletic performance. In that role, he oversaw the entire strength and conditioning program as well as the TTU Athletic Performance Center.

Prior to joining Tennessee Tech, Kramer spent three years as the assistant strength and conditioning coach at Washington State (2012-14), where his emphasis was with the Cougar football program. He also spent three years as an assistant strength and conditioning coach at Boston College (2008-10), where he worked closely with the football program.

Kramer got his start as a graduate assistant strength coach at Auburn (2006-08) where he worked with football, softball, women's basketball, baseball, women's soccer, and

women's gymnastics.

His first position in the field was as a student intern strength and conditioning coach at Northwestern Oklahoma State University, where he received his bachelor's degree in 2005 in Health and Physical Education.

He spent one season as the head strength and conditioning coach at Fort Scott (Kansas) Community College, where he also served as tight ends coach for the football team.

Between stints at Washington State and Boston College, Kramer served as a military tactical strength and conditioning specialist for the U.S. Army 10th Special Forces Group at Fort Carson, Colo., a civilian position that developed strength and condition training programs for elite Special Forces Soldiers.

Kramer is a member of the Collegiate Strength and Conditioning Coaches Association (CSCCA), the National Strength and Conditioning Association (NSCA) and the Association of Tactical Strength and Conditioning Instructors. He is Strength and Condition Coach Certified, and also certified in First Aid and CPR, and Modern Army Combatives (MAC-P) Level 1.



JENN GIBSON Sports Science Coordinator & Dietitian

Jennifer Gibson is in her sixth season as the Bears sports science coordinator & sport dietitian in 2020.

Gibson has over 15 years of experience in elite sports. Prior to the Bears, she was a senior sport dietitian and applied physiologist with the United States Olympic Committee and within the Canadian Olympic sport system (2006-2015). Her sports included combat, acrobat, team and winter sports. She also consulted in professional sports, including the New Orleans Saints (2013-2015), Vancouver Whitecaps of the MLS (2006-2011), the Women's Tennis Association Pro Tour (2006-2013) and within the NBA (2013-2014). She has traveled to over 20 countries to service her athletes, including two Olympic Games (2010, 2012), two Pan American Games (2007, 2011), one Canada Winter Games (2007), six world championships and over 30 professional tournaments. Gibson also served as an adjunct sport nutrition lecturer for the University of Colorado - Colorado Springs (2011-2015), and is active in research, having published nine peer reviewed scientific papers and seven book contributions.

Gibson completed her bachelor's degree at Ryerson University and her dietetic education at the University Health Network in Toronto, Canada. Her masters in Exercise Science was completed at the University of Victoria in Victoria, Canada. She is a distinguished graduate of the International Olympic Committee Diploma in Sport Nutrition and a Level III certified anthropometrist with the International Society for the Advancement of Anthropometry. Jennifer is also a Board-Certified Specialist in Sport Dietetics with the American Academy of Dietetics and Nutrition.

Jennifer and her husband Jason are Canadian natives.



JOSH LUCAS Director of Player Personnel

Josh Lucas is in his sixth year as the Bears director of player personnel after being hired by the team on January 18, 2015. He is responsible for overseeing the Bears college and pro scouting departments.

Through his first five seasons with the Bears, Lucas has assisted in turning over a Bears roster that ranked as one of the oldest in the NFL in 2015 to one of the youngest and most talented rosters in 2020 with only six players over the age of 30 (as of June 1, 2020).

The Bears 2019 draft was highlighted by rookie running back David Montgomery, who tied for the team lead with seven total touchdowns and finished the season with 889 rushing and 185 receiving yards to become the ninth Bears rookie to top 1,000 yards from scrimmage in their rookie season and the first since Jordan Howard in 2016, another running back selected during Lucas' tenure. Montgomery's 889 yards and six rushing touchdowns were both second in the NFL behind Oakland's Josh Jacobs among rookie running backs.

The 2018 NFL Draft featured three *ESPN.com* All-Rookie honorees in linebacker Roquan Smith, offensive lineman James Daniels and defensive lineman Bilal Nichols, while wide receiver Anthony Miller went on to finish second among all rookie wide receivers with seven touchdown receptions. Smith, meanwhile, would go on to record the second-most tackles (122) by a Bears rookie. Additionally, four of the eight Bears selected to the 2019 Pro Bowl were drafted by the Bears during Lucas' tenure (Tarik Cohen, 2017; Eddie Jackson, 2017; Mitchell Trubisky, 2017; Cody Whitehair, 2016). The eight Bears (Cohen, Kyle Fuller, Akiem Hicks, Jackson, OL Charles Leno Jr., LB Khalil Mack, Trubisky and Whitehair) selected to participate in the 2019 Pro Bowl tied for the third most in franchise history and were the most since the Bears had eight players named in 2007 (2006 season). A total of 12 players have been selected to the Pro Bowl over the past two seasons, the most over a two-year span for the Bears since the 2006-07 seasons.

Lucas also played in role in helping the Bear acquire All-Pro LB Khalil Mack, who in his first season as a Bear, earned Pro Bowl and First Team All-Pro honors. Mack finished 2018 tied for third in Bears single-season annals with 12.5 sacks and his 21.0 total sacks in his first two seasons are a Bears record.

Lucas joined the Bears after spending 10 seasons in the New Orleans Saints personnel department, including the previous eight as a scout in the southern region (2012-14) and the southwest area (2007-11). Lucas joined the Saints as a scouting assistant in 2005 where he evaluated free agents, tracked player movement and assisted in the preparations for the NFL Draft for two years. During his 10 seasons with the team, the Saints made five playoff appearances, captured three division titles and won the franchise's first Super Bowl Championship (XLIV) in 2009.

Lucas came to New Orleans from Jacksonville, where he spent three seasons (2002-04) with the franchise, including the last two years as a marketing analyst. In 2002, he was an intern for Jacksonville in football operations, and worked in the player personnel department during the club's 2004 training camp.

The Canton, Ohio native graduated Cum Laude from Harvard University, where he played safety from 1997-98.



MARK SADOWSKI Director of College Scouting

Mark Sadowski is in his fifth season as director of college scouting with the Chicago Bears and his 15th year with the team. He was promoted into his current role on May 11, 2016 after four seasons as the Bears senior national scout. He joined the Bears in 2005 and served as Southeast area scout until 2012. Sadowski has more than 20 years of scouting experience.

Since transitioning into his new role, Sadowski has helped the Bears continuously acquire players who have made immediate impacts. Last season rookie running back David Montgomery tied for the team lead with seven touchdowns and became the ninth Bears rookie to top 1,000 yards from scrimmage. His 889 rushing yards and six rushing scores were second best in the NFL behind Oakland's Josh Jacobs. The year prior, 2018 draft picks linebacker Roquan Smith, offensive lineman James Daniels (2nd round) and defensive lineman Bilal Nichols (5th round) earned *ESPN.com* NFL All-Rookie Team honors while wide receiver Anthony Miller went on to finish second among all rookie receivers with seven

touchdown receptions. Smith finished the season second all-time among Bears rookies with 122 tackles, two shy of Brian Urlacher's 124 in 2000.

In 2017, quarterback Mitchell Trubisky (1st round) set Bears rookie records for passing yards (2,193) and completions (196). Running back Tarik Cohen (4th round) became the first NFL rookie since Gale Sayers (1965) to score touchdowns via rushing, receiving, passing and punt return in a single season and recorded the third most receptions (53) by a Bears rookie in club history. Defensive back Eddie Jackson has recorded five defensive touchdowns in his first three NFL seasons and is now the highest paid safety in the NFL (as of July 2020). Additionally, four of the eight Bears selected to the 2019 Pro Bowl were drafted by the Bears during Sadowski's tenure as director of college scouting (Cohen, 2017; Jackson, 2017; Trubisky, 2017; Cody Whitehair, 2016).

Prior to joining the Bears Sadowski spent eight years with the New Orleans Saints (1998-2005) working as a pro scout (1998-99), NFS combine scout (2000) and Southeast area scout (2001-05). With the Saints he was instrumental in drafting the Saints all-time leading rusher Deuce McAllister (2001 first round), receiver Danté Stallworth (2002 first round), defensive end Charles Grant (2002 first round pick) and 2009 Pro Bowl offensive tackle Jon Stinchcomb (2003 second round). As a member of the Bears he helped acquire the NFL's all-time TD return leader Devin Hester (2006 second round), Pro Bowl tight end Greg Olsen (2007 first round pick), and Pro Bowl receiver Alshon Jeffery (2012 second round).

Prior to joining the Saints, he served as defensive and special teams assistant at his alma mater, Tulane University, under former Green Wave head coaches Buddy Teevens and Tommy Bowden. Sadowski played safety for the Green Wave while earning his Bachelor of Science degree in engineering from Tulane while being honored as a member of the athletic department's "3.0 Club" and Dean's List.

The Chicago native attended St. Rita High School where he played football, baseball, basketball and ran track while also excelling as an honor student and three-time student council president. In football he was a three-year varsity letterman that earned first team all-area, all-region, and all-Catholic League honors as a senior.

Sadowski and his wife, Holly, have a daughter, Raffaella Rose.



CHAMP KELLY Assistant Director of Player Personnel

Anthony "Champ" Kelly enters his third season as Assistant Director of Player Personnel for the Bears after spending the previous two seasons as the Director of Pro Scouting. In his current role, Kelly works collaboratively with Bears Director of Player Personnel Josh Lucas and College Scouting Director Mark Sadowski in directing both the Bears pro personnel and college scouting departments.

During Kelly's tenure as assistant director of player personnel, the Bears have gone 20-12 and totaled 12 Pro Bowl selections over the past two seasons, the most over a two-year span for the Bears since the 2006-07 seasons. The 2018 Bears sent eight players to the Pro Bowl, which tied for the third most in franchise history.

As the Bears Director of Pro Scouting, Kelly oversaw all pro player evaluations, the advance scouting process, free agency, and evaluated talent in all professional leagues including the Canadian Football League and Arena Football League. In addition, Kelly assisted the college scouting staff with player evaluations and trades for the annual NFL draft.

Prior to joining the Bears, Kelly spent eight seasons with the Denver Broncos (2007-14), including the last five as Assistant Director of Pro Personnel. He originally joined the Broncos in 2007 and served as a Northeast region college scout (2007), and Assistant Coordinator of Pro and College Scouting (2008-09).

During Kelly's five season as the Broncos' Assistant Director of Pro Personnel, the Broncos won four AFC West Division titles (2011-14). In addition, the Broncos during his tenure as Assistant Director of Pro Personnel signed eight veteran free agents that went on to make the Pro Bowl, including two players—guard Louis Vasquez (2013) and wide receiver Emmanuel Sanders (2014)—who earned their first career Pro Bowl selections. Furthermore, in 2014, the Broncos became just the second team (Carolina, 1996) in NFL history to sign four veteran free agents in a single offseason who made the Pro Bowl in their first year with the club: Sanders, cornerback Aqib Talib, safety T.J. Ward and defensive end DeMarcus Ware.

Before entering the NFL, Kelly was a certified NFL contract advisor and general manager/wide receivers coach for the Lexington Horsemen of United Indoor Football (UIF). Under Kelly's leadership, the Horsemen advanced to United Bowl III.

A native of Campbellton, Fla., Kelly graduated with a bachelor's degree in Computer Science from the University of Kentucky and earned a master's degree in Business Administration from the school in 2003. He played wide receiver and defensive back at the University of Kentucky from 1998-01. Kelly continued his playing career with the Horsemen from 2003-06 as a defensive standout and was a two-time first-team UIF All-Star. The Horsemen won the 2005 NIFL championship in Indoor Bowl IV. During his final season playing for the Horsemen in 2006, Kelly again led his team to United Bowl II and received the UIF Man of the Year Award in recognition for his leadership both on the field and in the community.

In addition to Kelly's background in football, he has also worked in corporate America for a fortune 100 company, IBM. Kelly worked for IBM in Lexington, Ky., from May 2002 through July 2005 as a Software/Quality Engineer.

Kelly and his wife, Stephanie, have three daughters, Claire Alaina, Chloe Grace, and Caroline Elise. The Kelly family is also active in the community and founded a non-profit corporation, Heart Power, which has hosted youth programs in Colorado, Florida, and Kentucky.



JOSEPH LAINE Director of Football Administration

Joseph Laine is in his sixth season as Chicago's director of football administration and his 16th working alongside general manager Ryan Pace.

Laine is the Bears chief contract negotiator and is charged with the overall health of the club's salary cap and strategic planning while ensuring CBA compliance. He also monitors league-wide transactions and analyzes statistical and market trends.

Prior to his time in Chicago, Laine spent 10 seasons with the New Orleans Saints, including the last six seasons as the team's salary cap analyst/player personnel. In that role, Laine assisted with the daily management of the salary cap and player contract and salary analysis.

He first joined the Saints in 2005 as a football operations intern before earning the role of player personnel assistant.

Laine is a graduate of the University of New Orleans with a degree in business administration and earned his MBA from Tulane University.



LAMAR CAMPBELL Director of Player Engagement

LaMar “Soup” Campbell is in his fourth season as the Chicago Bears director of player engagement in 2020.

Campbell is responsible for assisting the players and their families by providing a comprehensive career development program that encourages and challenge players to take full advantage of the wide range of NFL sponsored programs. Players are provided with assistance in core areas of academic excellence, leadership development, social responsibility, health, safety and wellness to ensure a seamless career transition from on-field stardom to off-field success.

Campbell joined the Bears in 2017 after spending the previous two years as the assistant athletic director of student-athlete engagement at the University of Wisconsin. In his previous role, he was charged with coordinating and creating the Student-Athlete Engagement Department along with creating student-athlete development programming with the Office of Student-Athlete Development (OSAD).

Before becoming an assistant athletic director, Campbell served as the Big Ten Minority Intern in Wisconsin’s OSAD office for one year. Prior to returning to Wisconsin, he spent nearly seven years as founder and managing partner of Life After The Game Consulting based in Atlanta. During that time, the business collaborated with the NCAA, NFL, NBA and MLB in social media training, personal brand management and career transition initiatives.

Campbell also served as the Director of Media Relations for the National Football League Players Association (NFLPA) - Atlanta Chapter where he was a frequent contributor and produced Op-Ed content for CNN, HLN and NFL Player Engagement websites on post-competition transition. Campbell also created and produced “Life After The Game” that aired on Voice of America Sports focusing on topics relevant to transitioning athletes, in addition to partnering with former Surgeon General Dr. David Satcher to accompany him to present on Capitol Hill on the importance of mental health awareness and initiatives concerning student-athletes.

Campbell is a former UW football student-athlete where he was a four-year letterwinner for the Badgers. He was signed as a free agent with the Detroit Lions following his senior year. Campbell would go on to spend eight seasons with the Detroit Lions as a player and scout in the Lions’ front office. At the national and community level, Campbell has participated in the NCAA Emerging Leaders’ Summit and is a member of NACDA and the N4A where he serves on the Ethnic Concerns Committee. He also serves on the Board of Directors for the YMCA of Dane County.



TONY MEDLIN Head Equipment Manager

Tony Medlin is in his 34th season with the Chicago Bears and his 24th as the team’s head equipment manager. Medlin is responsible for effectively coordinating all team equipment operations including logistics, purchasing and inventory for all players, coaches and staff.

Medlin also serves as the team’s liaison with the NFL’s sole apparel providers, Nike and New Era.

Medlin has been honored as the NFL’s top equipment manager twice in his career. In 2000 he received the Whitey Zimmerman Award and in 2016 he earned New Era’s Equipment Manager of the Year Award.

In 2017, Medlin was the recipient of the Virginia Award, given annually to the Bears employee that has demonstrated the characteristics and values of Mrs. McCaskey: grace, humility, loyalty and dedication. In 2018, he was honored as one of the Chicago Defender’s 50 Men of Excellence, awarded to African-American men who inspire others through their vision and leadership, exceptional achievement and participation in community service.

Named head equipment manager in 1997, Medlin initially joined the Bears as an assistant equipment manager in 1987. He previously served as the athletic equipment manager at his alma mater, North Carolina Central University, from 1982-87 after earning his degree in therapeutic recreation.

Medlin and his wife, Chandra, have one daughter, Brandy. Medlin is the older brother of Ron Medlin, who is the Baltimore Ravens assistant certified athletic trainer after spending time as head athletic trainer for the Atlanta Falcons.

Medlin’s numerous charitable endeavors are highlighted by his role as the chairman of the annual Chicago Bears Coat Drive, which collects tens of thousands of coats during the holiday season. He is also involved with the “Say No to Drugs” campaign.



ANDRE TUCKER **Head Athletic Trainer**

Andre Tucker is in his third season as the head athletic trainer of the Chicago Bears. For the 2020 season, Tucker also has been appointed the team's Infection Control Officer (ICO) to help safely navigate the Bears during COVID-19.

Having spent time with the Cleveland Browns, Atlanta Falcons and Jacksonville Jaguars, Tucker has 15 years of NFL athletic training experience.

Prior to his arrival in Chicago, Tucker spent eight seasons with the Browns where he was an assistant head athletic trainer (2014-17) and assistant athletic trainer (2010-13). Prior to joining the Browns, he served as an assistant athletic trainer with the Falcons (2008-09) and Jaguars (2004-07).

Tucker obtained a Bachelor of Science degree in athletic training from Florida International University in 2000 and went on to earn a Master's Degree in sports management in 2003.

Additionally, Tucker is a member of the Professional Football Athletic Trainers Society (PFATS), National Athletic Trainers' Association (NATA) and is a Certified Strength and Conditioning Specialist and National Academy of Sports Medicine Performance Enhancement Specialist.

Tucker and his wife, Melinda, have three children.

COACHING ADMINISTRATION



Robyn Wilkey
Executive Assistant to the
Head Coach



Kyle Childress
Coaching Assistant



Mike Harris
Offensive Assistant

BEARS TEAM PHYSICIANS



Dr. Pat Birmingham
Consulting Orthopedist



Dr. Mark Bowen
Consulting Orthopedist



Dr. Howard Katz
Consulting Internist



Dr. Adam Bennett
Consulting Internist




Breck Ackley
Area Scout



Scott Adams
Mascot Coordinator



Tom Aguayo
Suite Sales Manager



Jordan Alexander
Motion Graphic Designer



Hallee Altenburg
Office Coordinator



Kevin Anderson
Partnership Activation
Specialist



Fernando Arriola
Vice President of Fan &
Brand Development



Tristen Asken
Physical Therapist



Dan Barile
Director of Content &
Production



Ana Lisa Bassewitz
Partnership Activation
Specialist



Benjamin Baumer
Assistant Groundskeeper



Brit Bending
Executive Assistant to SVP,
Business Strat. & CFO



Zack Bero
Manager of Ticket
Operations



Matt Black
Manager of Corporate
Partnerships



Brian Bocek
Content Producer



John Bostrom
Senior Advisor of
Operations and Safety



Meghan Bower
Public Relations Specialist



Allison Brauer
Premium Seat Sales &
Services Coordinator



Geoff Bunzol
Director of Building
Operations



Michelle Burke-McCaskey
Manager of Customer
Service



Nicole Cabral
Social Media Coordinator



Doug Carnahan
Vice President of Corporate
Partnerships



Alissa Caulfield
Ticket Services Coordinator



Rachel Chessky
Partnership Activation
Specialist



Christine Christopoulos
Corporate Partnerships
Coordinator



Aaron Clark
Media Relations
Coordinator



Laura Condella
Manager of Marketing



John Conroy
Director of Brand Creative



James Cosh
Salary Cap/Pro Scouting
Analyst



Jimmy Couto
Equipment Administrative
Assistant




Timothy Daye
Social Media Producer



Whitney DeBuck
Accounting Manager



Elaine Delos Reyes
Director of Marketing



Nathan DiLorenzo
Director of Suite Sales & Service



Sue Dinardi
Human Resources Coordinator



Jack Dowling
Video Assistant



Matt Dunlap
Manager of Brand Creative



Dave Eck
Manager of Corporate Partnerships



Clyde Emrich
Administration



Brandon Faber
Vice President of Communications



Isaac Farley
Assistant Groundskeeper



Gwen Federman
Paralegal



Brian Forth
Director of Ticket Operations



Krista Fortman
Ticket Services Coordinator



Kevin Foy
Cinematographer & Engineer



Jacob Funk
Photographer



Liz Geist
Director of Human Resources



Simon Gelan
Director of Team Logistics & Business Process Liason



Maggie Gerald
Manager of Partnership
Activation



Joseph Giunta
Security



Mallory Glazier
Partnership Activation
Specialist



Jessica Glomstad
Ticket Operations
Coordinator



Brad Goldsberry
Director of Football
Analytics/Research



Steven Goodwin
Stadium Operations
Coordinator



Bryan Greenaway
Sr. Applications Engineer



Greta Gustafson
Corporate Partnerships
Coordinator



Bobby Hack
Talent & Entertainment
Coordinator



Scott Hagel
SVP, Marketing and
Communications



Scott Hamel
Area Scout



Marge Hamm
Director of Bears Care



Jared Harburn
Content Producer



Dave Hendrickson
Director of Video Services



John Hilbrich
Ticket Operations
Coordinator



Dom Hillesheim
Events & Hospitality
Coordinator



Paul Hitzelberger
Assistant Groundskeeper



Beth Hodgkin
Executive Assistant
to the GM



Austin Huette
Web Designer



Diny Hurwitz
Business Analyst



Drew Izban
Events Coordinator



Sergio Jacobo
Lead Building Engineer



Kelley Jacobsen
Graphic Designer



Brent Johnson
Network Manager



Jake Jones
Vice President of
Finance & Accounting



Rodney Karlstrand
Security



Jeff King
Assistant Director of
Pro Scouting



Allison Knecht
Manager of Suite Service



Dillon Knight
Premium Seat Sales and
Services Coordinator



Matt Koch
Director of Digital Media



Joann Kowalski
Manager of Promotions



Joe Krajnick
Groundskeeper Assistant



Bob Laskowski
Manager of Stadium
Operations



Amy Loch
Manager of Premium Seat
Sales and Service



Katherine Loomis
Partnership Activation
Specialist



Gil Lopez
Building Operations
Coordinator



Charles Love
Scouting Assistant



Bobby Macedo
College Scouting
Coordinator



Louise Maki
Payroll Administrator



Megan Malone
Manager of Corporate
Sponsorships



Erika Marmolejo
Player Engagement
Coordinator



Larry Mayer
Senior Web Writer



Brian J. McCaskey
Vice President



James McCaskey
Staff Accountant



Patrick McCaskey
Vice President



Rich McCaskey
Administration



Dave McClamroch
Director of Corporate
Partnerships



Melissa McDermott
Director of Partnership
Activation



Jason McDonald
Manager of Financial
Reporting



Tony McInerney
Security



Kevin Meyers
Digital Copy Editor



Greg Miller
Vice President of
Content & Innovation



Ken Mrock
Head Groundskeeper



Karen Murphy
SVP, Business Strategy
and CFO



Katie Nagle
Executive Assistant



Josh Naylor
Manager of IT Operations



Malcolm Neely
Marketing Coordinator



Jordan Nelson
Suite Sales Manager



Paul Neurauter
Vice President of
Operations



Jessica Noonan
Community Outreach &
Alumni Relations Specialist



Brad Obee
Pro Scout



Ricardo Odum
Social Media
Graphic Designer



Rommel Paraiso
Manager of Game
Presentation & Production



Elizabeth Peters
Manager of Events
& Hospitality



Bryan Pett
Director of Stadium
Operations



Carl Piekarski
Assistant Equipment
Manager



Brendan Pierce
Director of Ticket Sales and
Service



Dean Pope
Assistant Video Director



Chris Prescott
National Scout



Kate Rackow
Manager of Comm. Out-
reach & Alumni Relations



Drew Raucina
Scouting Assistant



Brendan Rehor
Combine Scout



Rebecca Reid
Suite Sales Manager



Tim Ridner
Assistant Athletic Trainer



Kristin Rogers
Recruiting and Training
Facilitator



Will Rogers
Assistant Athletic Trainer



Corey Ruff
Vice President of Business
Analytics




Francis Saint-Paul
National Scout



Mike Santarelli
Director of Football
Systems



Ben Schmitz
Media Relations Assistant



Lauren Screeden
Reporter



Jeff Shiver
Executive Scout



Allen Silva
IT Support & Operations
Analyst



Gustavo Silva
Manager of Youth Football
& Comm. Programs



Matt Simone
Director of Community &
Alumni Relations



Jeremy Smith
Assistant Athletic Trainer



Pete Spizzirri
Security



Staley
Mascot



Justin Stahl
Vice President of
Information Technology



Cliff Stein
SVP & General Counsel



Mat Stewart
Graphic Designer



Drew Strom
Assistant Equipment
Manager



Kyra Strutzel
Ticket Services
Coordinator



Jacki Stuckert
Youth Football & Comm.
Programs Coordinator



Carla Suber
Team Clinician




Karthic Sukumar
Data Scientist



Sam Summerville
Area Scout



Autumn Swindell
Executive Assistant to
SVP, Marketing & Comm.



John Syty
Area Scout



John Tarpey
Director of Security



Kendall Taylor
IT Support & Operations
Analyst



Katie Teuber
Content Producer



Jordan Tredup
Coordinating Producer



Jen Tulicki
Director of Social Media



Dan Tuohy
Director of Video
Technology



Lee Twarling
SVP, Sales and Customer
Relations



Michael Vasquez
Graphic Designer/Producer



Tanesha Wade
Director of Events &
Entertainment



Liz Wallace
Receptionist



Lexi Walton
Corporate Partnerships
Manager



Chris White
Pro Scout



Adam Widman
Director of Media Relations



Jennifer Wilgosiewicz
Executive Assistant to SVP,
Sales & Cust. Rel.



David Williams
Area Scout



Thomas Woody
Assistant Equipment
Manager



Chris Yankton
Coordinating Producer



Ghada Yousef
Graphic Designer



Dan Yuska
Operations & Historical
Affairs



Katlin Zickel
Manager of Entertainment

THE VIRGINIA AWARD

The Virginia Award is named after Virginia H. McCaskey, owner of the Chicago Bears and daughter of Bears founder George Halas.

The recipient of the Virginia Award has demonstrated the characteristics and values of Mrs. McCaskey: grace, humility, loyalty and dedication. Over the past year, this employee has significantly contributed to the success of the Chicago Bears by providing exemplary service to the team, business partners and fans. This award is presented to the employee who not only exceeded the highest standards of achievement, but whose work set him/her apart from peers and best embodied The Bears Way.

Virginia Award Recipients:

2020: TBD

2019: John Bostrom

2018: Dan Barile

2017: Tony Medlin

2016: Lee Twarling

2015: Katie Nagle




2019 Virginia Award winner John Bostrom (left) with Virginia H. McCaskey.



PLAYERS




**ARTIE
BURNS**
25
Ht: 6-0
DOB: 5/1/95 (25)
Bears Season: 1
Acquired: UFA-20 (PIT)

Wt: 197
College: Miami (FL)
NFL Season: 5

DEFENSIVE BACK
PRO CAREER:

- Enters his fifth NFL season; originally drafted by the Steelers in the first round of the 2016 NFL Draft (25th overall) out of Miami
- Has played in 58 games with 32 starts, tallying 144 tackles (117 solo), four interceptions, 27 passes defended and two FR
- Also has played and started in four postseason contests, logging 11 tackles, two passes defended and one fumble recovery

2019 SEASON (Steelers):

- Played in 10 games with one start at corner at the Los Angeles Chargers where he recorded a season-high six tackles
- Recorded seven total tackles, including one on special teams

2018 SEASON (Steelers):

- Saw action in all 16 games with six starts; registered 19 tackles (15 solo), one forced fumble and one pass defended; added 3 tackles on special teams
- Split a safety with Morgan Burnett vs. Kansas City, tackling QB Patrick Mahomes in the end zone
- Forced a fumble in the second quarter of Tampa Bay WR Chris Godwin, which was recovered by CB Mike Hilton, marking the first defensive forced fumble of his NFL career
- Started Pittsburgh's only postseason contest, tallying three tackles and a pair of passes defended

2017 SEASON (Steelers):

- Started all 16 games at corner as the Steelers went 13-3; recorded 54 tackles, one interception, 13 passes defended and two FR
- Recorded one INT in a win at Houston in Week 16
- Made three postseason starts, logging 15 tackles (11 solo) with two passes defended and a fumble recovery
- Started at cornerback in the 2017 AFC Championship game at New England

2016 SEASON (Steelers):

- Appeared in all 16 games, starting the last nine games
- Totaled 64 tackles, three interceptions, two tackles-for-loss and 13 passes defended in his rookie season
- Recorded an INT off Joe Flacco in his first career start at Baltimore; also logged one tackle-for-loss and two passes defended
- Recorded his second career interception two weeks later at Cleveland, picking off Cody Kessler, and his third at Buffalo off of quarterback Tyrod Taylor

TRANSACTIONS:

- **03/21/2020:** Signed by the Bears/UFA (one-year contract through 2020)
- **05/02/2019:** Steelers declines fifth-year option on rookie contract
- **06/08/2016:** Signed by the Steelers/draft choice (four-year contract; fifth-year option)

COLLEGE:

- Started 23-of-36 games played for Miami (Fla.) from 2013-15; recorded 93 tackles, seven interceptions, 14 pass breakups, 2.0 sacks, one forced fumble and one fumble recovery
- As a senior in 2015, earned All-ACC second-team honors, as he led the conference with six interceptions, the most by a Hurricane since 2003 (Sean Taylor, 10)

PERSONAL:


- Attended Northwestern HS (Miami, Fla.); totaled 72 tackles, 4.0 sacks, six pass breakups and two interceptions, in addition to returning two kickoffs for touchdowns
- One of the nation's top hurdlers, earning All-USA high school track and field honors from the *USA Today* in 2011 and 2012
- Son of Artie Tyrone Burns, Sr. and the late Dana Smith; is the legal guardian of his two younger brothers, Thomas and Jordan; he and his wife Ella, have two sons, A.J. and Saint

ARTIE BURNS' NFL REGULAR SEASON DEFENSIVE STATISTICS

DATE	TEAM	GP	GS	TACKLES							INTERCEPTIONS				O. FUMB		ST		MISC							
				TK	S	A	TFL	YDS	SK	YDS	QBH	NO	YDS	LG	TD	PD	FF	FR	YDS	TK	S	A	FF	FR	S	A
2016	Steelers	16	9	64	51	13	2	14	0.0	0.0	0	3	13	9	0	13	0	0	1	1	0	0	0	0	0	0
2017	Steelers	16	16	54	47	7	2	2	0.0	0.0	1	1	0	0	13	0	2	0	0	0	0	0	0	0	0	
2018	Steelers	16	6	19	15	4	1	0	0.0	0.0	0	0	0	0	1	1	0	0	3	2	1	0	0	0	0	
2019	Steelers	10	1	7	4	3	0	0	0.0	0.0	0	0	0	0	0	0	0	0	1	1	0	0	0	0	0	
NFL TOTALS		58	32	144	117	27	5	16	0.0	0.0	1	4	13	9	0	27	1	2	0	5	4	1	0	0	0	0

ARTIE BURNS' NFL POSTSEASON DEFENSIVE STATISTICS

DATE	TEAM	GP	GS	TACKLES							INTERCEPTIONS				O. FUMB		ST		MISC						
				TK	S	A	TFL	YDS	SK	YDS	QBH	NO	YDS	LG	TD	PD	FF	FR	YDS	TK	S	A	FF	FR	S
2016	Steelers	3	3	12	9	3	0	0	0.0	0.0	0	0	0	0	0	0	1	0	0	0	0	0	0	0	0
2017	Steelers	1	1	3	2	1	0	0	0.0	0.0	0	0	0	0	2	0	0	0	0	0	0	0	0	0	0
NFL TOTALS		4	4	15	11	4	0	0	0.0	0.0	0	0	0	0	2	0	1	0	0	0	0	0	0	0	0



DEON BUSH

26

Ht: 6-0
 DOB: 8/14/93 (26)
 Bears Season: 5
 Acquired: D4b-16

Wt: 200
 College: Miami (FL)
 NFL Season: 5

DEFENSIVE BACK

PRO CAREER:

- Entering his fifth NFL season in 2020; has appeared in 54 games with eight starts for the Bears
- Owns 36 tackles, 1.0 sack, one TFL, three pass breakups and eight special teams tackles

2019 SEASON (Bears):

- Appeared in 15 games as a reserve, recording six tackles, two pass defenses and three special teams tackles

2018 SEASON (Bears):

- Appeared in 15 games (2 starts), recording six tackles, one sack, one TFL and one forced fumble
- Made three tackles in Wild Card playoff game vs. Philadelphia (1/6/19)

2017 SEASON (Bears):

- Appeared in 13 games as a reserve, recording three tackles and three special teams tackles

2016 SEASON (Bears):

- Played in 11 games, starting six (Games 10-15), recording 22 tackles and, one pass breakup and one special teams tackle

TRANSACTIONS:

- **03/20/2020:** Signed/UFA (one-year contract through 2020)
- **05/09/2016:** Signed/draft choice with Bears (four-year contract through 2019)

COLLEGE:

- Three-time All-ACC honoree (2013-15) who started 32-of-45 career games in four seasons (2012-15) with Miami
- Totaled 168 tackles, 10 TFLs, 5.0 sacks, 9 FF, 3 FR, 13 PBUs and 4 INTs; started 12-of-13 games in 2015

PERSONAL:

- As a senior out of Columbus H.S. (Miami, Fla.) made 40 stops and had 7 interceptions

DEON BUSH'S NFL REGULAR SEASON DEFENSIVE STATISTICS

DATE	TEAM	GP	GS	TACKLES							INTERCEPTIONS				O. FUMB			ST			MISC			
				TK	S	A	TFL	YDS	SK	YDS	QBH	NO	YDS	LG	TD	PD	FF	FR	YDS	TK	S	A	FF	FR
2016	Bears	11	6	21	16	5	0	0	0.0	0.0	0	0	0	0	0	0	0	1	1	0	0	0	0	0
2017	Bears	13	0	3	1	2	0	0	0.0	0.0	0	0	0	0	0	0	0	3	3	0	0	0	0	0
2018	Bears	15	2	6	6	0	1	7	1.0	7.0	1	0	0	0	0	1	0	2	2	0	0	0	0	0
2019	Bears	15	0	6	6	0	0	0	0.0	0.0	0	0	0	0	2	0	0	2	2	0	0	0	0	0
NFL TOTALS		54	8	36	29	7	1	7	1.0	7.0	1	0	0	0	3	1	0	8	8	0	0	0	0	0

DEON BUSH'S NFL POSTSEASON DEFENSIVE STATISTICS

DATE	TEAM	GP	GS	TACKLES							INTERCEPTIONS				O. FUMB			ST			MISC			
				TK	S	A	TFL	YDS	SK	YDS	QBH	NO	YDS	LG	TD	PD	FF	FR	YDS	TK	S	A	FF	FR
2018	Bears	1	1	3	3	0	0	0	0.0	0.0	0	0	0	0	0	0	0	0	0	0	0	0	0	0
NFL TOTALS		1	1	3	3	0	0	0	0.0	0.0	0	0	0	0	0	0	0	0	0	0	0	0	0	0

SINGLE-GAME HIGHS: DEFENSIVE

Total Tackles 7 at New York Giants, Nov 20, 2016
Sacks 1.0 at Detroit Lions, Nov 22, 2018
Passes Defensed 1 vs. Dallas Cowboys, Dec 05, 2019
 ...2 more at 1.

Forced Fumbles 1 at San Francisco 49ers, Dec 23, 2018
Tackles For Loss 1 at Detroit Lions, Nov 22, 2018
Special Teams Tackles 1 at Detroit Lions, Nov 28, 2019
 ...7 more at 1.

SINGLE-GAME HIGHS - POSTSEASON: DEFENSIVE

Total Tackles 3 vs. Philadelphia Eagles, Jan 06, 2019

BUSH



TARK COHEN

29

Ht: 5-6
DOB: 7/26/95 (25)
Bears Season: 4
Acquired: D4b-17

Wt: 191
College: North Carolina A&T
NFL Season: 4

RUNNING BACK

PRO CAREER:

- Has appeared in 48 career games with 22 starts, rushing for 1,027 yards on 250 carries (4.1 avg) and five touchdowns while adding 203 receptions for 1,534 yards (7.6 avg) and nine touchdowns
- Has two passing touchdowns in his career; threw a 21-yard touchdown at BAL (10/15/17) in his rookie season, becoming shortest player since 1934 to throw an NFL touchdown pass, and threw the game-tying one-yard touchdown to Anthony Miller as time expired at NYG (12/2/18) to force overtime
- Adds 95 punt returns for 985 yards (10.4 avg) and one touchdown and 30 kickoff returns for 628 yards (20.9 avg)
- Became the first NFL rookie to record a rushing, receiving, passing and punt return touchdown since Gale Sayers in 1965
- His 53 receptions in 2017 were the third most for a rookie in franchise history
- Has recorded a reception in all 48 career games, which is tied for first in the NFL among active running backs
- Passed Matt Forte for the most receiving yards by a Bears RB in their first 40 games
- His 203 receptions since 2017 ranks fourth in the NFL among running backs over that span

HONORS:

- **2018:** Pro Bowl selection; *Associated Press*, *Sporting News* and PFWA All-Pro
- **2017:** Brian Piccolo Award

2019 SEASON (Bears):

- Appeared in 16 games with 11 starts, rushing 64 times for 213 yards with a career-high 79 receptions for 456 yards and three TDs
- Caught his first TD of the season in Week 4 vs. the Vikings before catching TD passes in back-to-back weeks in Week 10 and 11 vs. the Lions and at the Rams
- Recorded a career-long 71-yard punt return at OAK in Week 5
- 9.2 yard avg on punt returns ranked 2nd in the NFL this season (min. 2 per game)
- Voted a Pro Bowl alternate as a punt returner

2018 SEASON (Bears):

- Selected to his first Pro Bowl as a return specialist
- Named an *Associated Press*, *Sporting News* and PFWA All-Pro
- Appeared in all 16 games (seven starts), recording 444 rushing yards on 99 attempts (4.5 avg) and three touchdowns
- Added team-leading 725 receiving yards on 71 receptions (10.2 avg) and five touchdowns
- Added 33 punt returns for 411 yards (12.5 avg)
- Recorded a career-high in receiving yards (156), receptions (12) and yards from scrimmage (186) at NYG in Week 13; also tossed a one-yard touchdown to force overtime
- Recorded back-to-back games of 100+ yards from scrimmage (174 vs. TB, 121 at Miami) and had four such games that season
- Tied a career-long with a 70-yard touchdown catch vs. NYJ (10/28)
- Ranks third in the NFL among running backs in receiving yards and lead all running backs with seven catches of 25+ yards
- Caught 3 passes for 27 yards in Wild Card playoff game vs. Philadelphia (1/6/19)

2017 SEASON (Bears):

- Appeared in all 16 games (four starts) and was second on the team with 53 receptions and third with 353 yards Also second on the team in rushing with 87 carries for 370 yards and two TDs
- Finished tied for third in the NFL among rookie RBs with 53 receptions, tied with Kansas City's Kareem Hunt and trailing only New Orleans' Alvin Kamara (81) and Carolina's Christian McCaffrey (80)
- Threw a 21-yard passing touchdown at Baltimore (10/15), becoming shortest player since 1934 to throw an NFL touchdown pass
- Caught a season long 70-yard pass vs. Carolina (10/22), the longest reception by a Bear in 2017
- Had 29 punt returns for 272 yards (9.4 avg) and 1 touchdown and 26 kickoff returns for 583 yards (22.4 avg)
- Set a franchise record for all-purpose yards in a rookie debut (158) vs. Atlanta (9/17)
- Rushed for a season-high 80 yards on 12 carries (6.7 avg) in the Week 14 win at Cincinnati
- Became the first NFL rookie since Gale Sayers in 1965 and the first NFL player since Terry Metcalf in 1975 to score touchdowns via rushing, receiving, passing and punt return in a single season
- Teamed up with Jordan Howard as the Bears rushed for 222 yards (Howard 140, Cohen 78) in the OT victory over the Steelers in Week 3, marking just the fourth time in Mike Tomlin's 11 years in Pittsburgh in which the Steelers allowed 200+ yards rushing

TRANSACTIONS:

- **05/11/2017:** Signed/draft choice with Bears (four-year contract through 2020)

COLLEGE:

- 2016 Walter Camp First Team NCAA FCS All-American
- Appeared in 46 games with 41 starts in four seasons (2013-16) for North Carolina A&T, rushing for a MEAC-record 5,619 yards on 868 carries and 56 touchdowns (all school records)
- Added 98 receptions for 945 yards and 3 touchdowns
- Career performances made him the conference's first three-time Offensive Player of the Year
- Set single-season school records with 1,588 rushing yards to go along with 19 touchdowns

PERSONAL:

- Played at Bunn High School in Bunn, N.C.
- Rushed for 808 yards as a senior including 252 yards in a playoff win against North Brunswick
- Scored 17 touchdowns and averaged 9.2 yards per carry
- Member of the North Carolina High School Athletic Association Class 2A state champion 4x100 meter relay team

TARIK COHEN'S NFL REGULAR SEASON RUSHING/RECEIVING STATISTICS

DATE	TEAM	RUSHING							RECEIVING				
		GP	GS	NO.	YDS.	AVG.	LG	TD	NO.	YDS	AVG	LG	TD
2017	Bears	16	4	87	370	4.3	46	2	53	353	6.7	70	1
2018	Bears	16	7	99	444	4.5	32	3	71	725	10.2	70t	5
2019	Bears	16	11	64	213	3.3	19	0	79	456	5.8	31	3
NFL TOTALS		48	22	250	1,027	4.1	46	5	203	1,534	7.6	70t	9

TARIK COHEN'S NFL POSTSEASON RUSHING/RECEIVING STATISTICS

DATE	TEAM	RUSHING							RECEIVING				
		GP	GS	NO.	YDS.	AVG.	LG	TD	NO.	YDS	AVG	LG	TD
2018	Bears	1	0	1	0	0.0	0	0	3	27	9.0	19	0
NFL TOTALS		1	0	1	0	0.0	0	0	3	27	9.0	19	0

TARIK COHEN'S NFL REGULAR SEASON RETURN STATISTICS

DATE	TEAM	KICKOFF RETURNS						PUNT RETURNS					
		RET.	YDS.	AVG.	LG	TD	NO.	FC	YDS	AVG	LG	TD	
2017	Bears	26	583	22.4	46	0	29	15	272	9.4	61t	1	
2018	Bears	2	22	11.0	22	0	33	21	411	12.5	44	0	
2019	Bears	2	23	11.5	16	0	33	19	302	9.2	71	0	
NFL TOTALS		30	628	20.9	46	0	95	55	985	10.4	71	1	

TARIK COHEN'S NFL POSTSEASON RETURN STATISTICS

DATE	TEAM	KICKOFF RETURNS						PUNT RETURNS					
		RET.	YDS.	AVG.	LG	TD	NO.	FC	YDS	AVG	LG	TD	
2018	Bears	1	35	35.0	35	0	0	4	0	0.0	0	0	
NFL TOTALS		1	35	35.0	35	0	0	4	0	0.0	0	0	

COHEN

SINGLE-GAME HIGHS: RUSHING/RECEIVING

Rush Attempts 14 at Baltimore Ravens, Oct 15, 2017
Rushing Yards 80 at Cincinnati Bengals, Dec 10, 2017
Longest Runs 46 vs. Atlanta Falcons, Sep 10, 2017
Rushing TDs 1 at Minnesota Vikings, Dec 30, 2018
 ...4 more at 1.
Receptions 12 at New York Giants, Dec 02, 2018
Receiving Yards 156 at New York Giants, Dec 02, 2018
Longest Receptions 70t vs. New York Jets, Oct 28, 2018
 ...1 more at 70.
Receiving TDs 1 at Los Angeles Rams, Nov 17, 2019
 ...8 more at 1.
All-purpose yards 202 at New York Giants, Dec 02, 2018
Kickoff Returns 5 vs. Detroit Lions, Nov 19, 2017

Kickoff Return Yards 120 vs. Detroit Lions, Nov 19, 2017
Longest Kickoff Return 46 at New Orleans Saints, Oct 29, 2017
Fair Catches 4 vs. Minnesota Vikings, Sep 29, 2019
 ...1 more at 4.

Punt Return Yards 72 at Oakland Raiders, Oct 06, 2019
Longest Punt Return 71 at Oakland Raiders, Oct 06, 2019
Punt Returns 5 vs. Los Angeles Chargers, Oct 27, 2019
Punt Return TDs 1 vs. San Francisco 49ers, Dec 03, 2017
Special Teams Tackles 1 at Tampa Bay Buccaneers, Sep 17, 2017
Most TDs 1 at Los Angeles Rams, Nov 17, 2019
 ...16 more at 1.

SINGLE-GAME HIGHS - POSTSEASON: RUSHING/RECEIVING

Rush Attempts 1 vs. Philadelphia Eagles, Jan 06, 2019
Receptions 3 vs. Philadelphia Eagles, Jan 06, 2019
Receiving Yards 27 vs. Philadelphia Eagles, Jan 06, 2019
Longest Receptions 19 vs. Philadelphia Eagles, Jan 06, 2019
All-purpose yards 62 vs. Philadelphia Eagles, Jan 06, 2019

Kickoff Returns 1 vs. Philadelphia Eagles, Jan 06, 2019
Kickoff Return Yards 35 vs. Philadelphia Eagles, Jan 06, 2019
Longest Kickoff Return 35 vs. Philadelphia Eagles, Jan 06, 2019
Fair Catches 4 vs. Philadelphia Eagles, Jan 06, 2019

100-YARD RECEIVING GAMES (2): REGULAR SEASON

DATE	TEAM	NO.	YDS.	AVG.	LG	TD
09/30/18	BUCCANEERS	7	121	17.3	35	1
12/02/18	at Giants	12	156	13.0	46	0



RASHAAD COWARD

69

Ht: 6-5
DOB: 11/6/94 (25)
Bears Season: 3
Acquired: UDFA-17

Wt: 326
College: Old Dominion
NFL Season: 3

OFFENSIVE LINEMAN

PRO CAREER:

- Has played in 14 career games with 10 starts, all coming last season at right guard after starter Kyle Long was placed on IR
- Appeared in one game as a rookie as a defensive lineman in 2017 after being called up from the practice squad
- Made the transition from defensive line to offensive line during the 2018 offseason

2019 SEASON (Bears):

- Appeared in 13 games with 10 starts at right guard; inactive for Weeks 1-2 and 17

2018 SEASON (Bears):

- Inactive for all 16 games and Wild Card playoff game

2017 SEASON (Bears):

- Spent time on the Chicago's practice squad before being called up to the active roster Dec. 9

TRANSACTIONS:

- **04/05/2019:** Re-signed/exclusive FA (one-year tender through 2019)
- **12/09/2017:** Promoted to active roster from the practice squad
- **09/03/2017:** Signed to Bears practice squad
- **09/02/2017:** Released by Bears
- **05/11/2017:** Signed by Bears (UDFA)

COLLEGE:

- Team captain; appeared in 47 games, totaling 136 tackles, 14.5 tackles for a loss, 3.5 sacks, two fumble recoveries and one pass breakup in four seasons (2013-16) at Old Dominion
- Started all 13 games at defensive tackle as a senior; finished fourth on the team with 50 tackles and added 7.5 tackles for a loss and 1.5 sacks
- Also scored a touchdown on a seven-yard fumble recovery

PERSONAL:

- Attended Sheepshead Bay High School in Brooklyn, N.Y.

RASHAAD COWARD'S NFL REGULAR SEASON STATISTICS

DATE	TEAM	GP	GS
2017	Bears	1	0
2018	Bears	0	0
2019	Bears	13	10
NFL TOTALS		14	10

RASHAAD COWARD'S NFL POSTSEASON STATISTICS

DATE	TEAM	GP	GS
2018	Bears	0	0
NFL TOTALS		0	0



JAMES DANIELS

68

Ht: 6-4
 DOB: 9/13/97 (22)
 Bears Season: 3
 Acquired: D2a-18

Wt: 295
 College: Iowa
 NFL Season: 3

OFFENSIVE LINEMAN

PRO CAREER:

- Finished his second season in 2019 after being drafted in the second round (39th overall) in the 2018 draft
- Has appeared in all 32 games with 26 starts; 18 at left guard and eight at center

HONORS:

- **2018:** ESPN.com All-Rookie team

2019 SEASON (Bears):

- Started 16 games (eight at center, eight at left guard)
- Switched from center to left guard in Week 10 vs. Detroit

2018 SEASON (Bears):

- Appeared in 16 games (10 starts at left guard)
- Made his first career start at left guard in Week 8 in a win over the NYJ
- Part of an offensive line that allowed just 33 sacks, tied for the third fewest in the NFC
- Started the Wild Card playoff game vs. Philadelphia (1/6/19)

TRANSACTIONS:

- **05/10/2018:** Signed/draft choice by Bears (four-year contract through 2021)

COLLEGE:

- Played in 37 games over three seasons at Iowa
- 2017 Academic All-Big Ten and Honorable Mention All-Big Ten by league coaches and media

PERSONAL:

- Played football at Warren G. Harding High School in Warren, Ohio; earned all-state honorable mention honors as a junior and senior
- First-team All-Northeast Ohio as a junior and senior, along with first team all-conference and all-county
- Three-year football letterman as offensive and defensive lineman
- Also lettered in track, tossing shot put and discus
- Father, LeShun Sr., played at Ohio State and for the Minnesota Vikings in 1997; older brother, LeShun Jr., spent time with three NFL teams

JAMES DANIELS' NFL REGULAR SEASON STATISTICS

DATE	TEAM	GP	GS
2018	Bears	16	10
2019	Bears	16	16
NFL TOTALS		32	26

JAMES DANIELS' NFL POSTSEASON STATISTICS

DATE	TEAM	GP	GS
2018	Bears	1	1
NFL TOTALS		1	1



TREVOR
DAVIS

13

Ht: 6-1
DOB: 7/4/93 (27)
Bears Season: 1
Acquired: UFA-20 (MIA)

Wt: 188
College: California
NFL Season: 5

WIDE RECEIVER

PRO CAREER:

- Has appeared in 43 NFL games (4 starts), while primarily appearing as a return specialist
- Owns 59 punt returns with a 10.1 average and 58 kick returns with a 22.4 average
- Adds 16 receptions for 205 yards (12.8 avg.) and 6 carries for 86 yards (14.3 avg.)

2019 SEASON (Packers/Raiders/Dolphins):

- Played in 3 games with Miami, logging 4 kickoff returns for 95 yards (23.8 avg.) and 6 punt returns for 33 yards (5.5 avg.)
- Played in 9 games (4 starts) with Oakland, tallying 7 receptions for 83 yards (11.9 avg.) and 4 carries for 73 yards (18.3 avg.) with 1 TD
- Added 19 kickoff returns for 411 yards (21.6 avg.) and 13 punt returns for 111 yards (8.5 avg.) with Oakland
- Played in 2 games with Green Bay, accounting for 3 punt returns for 1 yard (0.3 avg.) and 1 reception for 28 yards

2018 SEASON (Packers):

- Played in 2 games prior to being placed on injured reserve on Sept. 11
- Activated on Nov. 15, but missed the final 5 games of the season after being placed on injured reserve on Dec. 1
- Logged 1 kickoff return for 20 yards and 4 punt returns for 44 yards (11.0 avg.)

2017 SEASON (Packers):

- Played in all 16 games, logging 5 receptions for 70 yards (14.0 avg.), 2 carries for 13 yards (6.5 avg.), 31 kickoff returns for 707 yards (22.8 avg.) with 24 punt returns for 289 yards (12.0 avg.)
- Added 5 solo tackles on special teams

2016 SEASON (Packers):

- Played in 11 games, tallying 3 receptions for 24 yards (8.0 avg.) and 1 TD
- Returned 3 kickoffs for 64 yards (21.3 avg.)
- Returned 9 punt returns for 115 yards (12.8 avg.)

TRANSACTIONS:

- **04/29/2020:** Signed with the Bears/UFA (one-year contract through 2020)
- **12/03/2019:** Claimed off waivers by the Dolphins
- **12/02/2019:** Released by the Raiders
- **09/19/2019:** Traded to the Raiders (for 2020 sixth-round draft pick)
- **05/06/2016:** Signed/draft choice (four-year contract through 2019)

COLLEGE:

- Two-year starter at California after transferring from Hawai'i following his sophomore year in 2012
- Played in 23 games with 11 starts at California, logging 64 receptions for 1,071 yards (16.7 avg.) and 7 TDs
- Accounted for 45 kickoff returns for 1,110 yards (24.7 avg.) and 2 TDs at California
- His 24.7 yards per kickoff return ranked 5th in California school history; totaled 14 punt returns for 115 yards (8.2 avg.)

PERSONAL:

- Played football at Alhambra High School in Alhambra, Calif.
- Was also three-year letterman in track and field and competed in the long jump, triple jump and sprint events
- Majored in Sociology at California

TREVOR DAVIS' NFL REGULAR SEASON RUSHING/RECEIVING STATISTICS

DATE	TEAM	GP	GS	RECEIVING					RUSHING				
				NO.	YDS	AVG	LG	TD	NO.	YDS.	AVG.	LG	TD
2016	Packers	11	0	3	24	8.0	9t	1	0	0	0.0	0	0
2017	Packers	16	0	5	70	14.0	29	0	2	13	6.5	9	0
2018	Packers	2	0	0	0	0.0	0	0	0	0	0.0	0	0
2019	Packers	2	0	1	28	28.0	28	0	0	0	0.0	0	0
				Went from Green Bay to Oakland .									
2019	Raiders	9	4	7	83	11.9	21	0	4	73	18.3	60t	1
				Went from Oakland to Miami .									
2019	Dolphins	3	0	0	0	0.0	0	0	0	0	0.0	0	0
2019	TOTAL	14	4	8	111	13.9	28	0	4	73	18.3	60t	1
NFL TOTALS		43	4	16	205	12.8	29	1	6	86	14.3	60t	1

TREVOR DAVIS' NFL POSTSEASON RUSHING/RECEIVING STATISTICS

DATE	TEAM	GP	GS	RECEIVING					RUSHING				
				NO.	YDS	AVG	LG	TD	NO.	YDS.	AVG.	LG	TD
2016	Packers	2	0	0	0	0.0	0	0	0	0	0.0	0	0
NFL TOTALS		2	0	0	0	0.0	0	0	0	0	0.0	0	0

TREVOR DAVIS' NFL REGULAR SEASON RETURN STATISTICS

DATE	TEAM	RET.	YDS.	AVG.	LG	TD	PUNT RETURNS					
							NO.	FC	YDS	AVG	LG	TD
2016	Packers	3	64	21.3	26	0	9	11	115	12.8	55	0
2017	Packers	31	707	22.8	34	0	24	22	289	12.0	65	0
2018	Packers	1	20	20.0	20	0	4	1	44	11.0	15	0
2019	Packers	0	0	0.0	0	0	3	7	1	0.3	1	0
							Went from Green Bay to Oakland.					
2019	Raiders	19	411	21.6	52	0	13	11	111	8.5	32	0
							Went from Oakland to Miami.					
2019	Dolphins	4	95	23.8	30	0	6	3	33	5.5	10	0
2019	TOTAL	23	506	22.0	52	0	22	21	145	6.6	32	0
NFL TOTALS		58	1,297	22.4	52	0	59	55	593	10.1	65	0

TREVOR DAVIS' NFL POSTSEASON RETURN STATISTICS

DATE	TEAM	RET.	YDS.	AVG.	LG	TD	PUNT RETURNS					
							NO.	FC	YDS	AVG	LG	TD
2016	Packers	0	0	0.0	0	0	0	1	0	0.0	0	0
NFL TOTALS		0	0	0.0	0	0	0	1	0	0.0	0	0

SINGLE-GAME HIGHS: RUSHING/RECEIVING

Rush Attempts
Rushing Yards
Longest Runs
Rushing TDs
Receptions
Receiving Yards
Longest Receptions
Receiving TDs
All-purpose yards

2 at Indianapolis Colts, Sep 29, 2019
 74 at Indianapolis Colts, Sep 29, 2019
 60t at Indianapolis Colts, Sep 29, 2019
 1 at Indianapolis Colts, Sep 29, 2019
 4 vs. Chicago Bears, Oct 06, 2019
 56 at Detroit Lions, Dec 31, 2017
 29 at Detroit Lions, Dec 31, 2017
 1 at Atlanta Falcons, Oct 30, 2016
 154 vs. Detroit Lions, Nov 06, 2017

Kickoff Returns
Kickoff Return Yards
Longest Kickoff Return
Fair Catches

7 vs. Detroit Lions, Nov 06, 2017
 140 vs. Detroit Lions, Nov 06, 2017
 52 vs. Chicago Bears, Oct 06, 2019
 4 vs. Cincinnati Bengals, Nov 17, 2019
 ...2 more at 4.

Punt Return Yards
Longest Punt Return
Punt Returns
Special Teams Tackles

70 vs. Cincinnati Bengals, Sep 24, 2017
 65 at Cleveland Browns, Dec 10, 2017
 5 vs. Cincinnati Bengals, Sep 24, 2017
 1 at Minnesota Vikings, Nov 25, 2018
 ...6 more at 1.
 1 at Indianapolis Colts, Sep 29, 2019
 ...1 more at 1.

Most TDs

SINGLE-GAME HIGHS - POSTSEASON: RUSHING/RECEIVING

Fair Catches

1 at Atlanta Falcons, Jan 22, 2017



NICK FOLE

QUARTERBACK

Ht: 6-6
DOB: 1/20/89 (31)
Bears Season: 1
Acquired: TR-20 (JAX)

Wt: 243
College: Arizona
NFL Season: 9

13 17

PRO CAREER:

- Eight-year veteran QB, has played in 64 career regular (58) and postseason (6) games with 54 starts, throwing for 13,534 yards, 82 touchdowns and 40 interceptions; is 30-24 overall as a starter, which includes a 4-2 mark in six postseason starts
- Named Super Bowl LII MVP after leading Philadelphia to its first Super Bowl championship in 2017
- En route to capturing the Lombardi Trophy in 2017, Foles recorded a 100-plus passer rating in all three playoff games, posting 971 yards, six TDs and an NFL single-postseason record 72.6 completion percentage, and the third-highest passer rating in a single postseason in league history (115.7)
- Is one of eight quarterbacks all-time to throw for an NFL-record seven touchdown passes in a single game (11/3/13 at OAK); the others include Sid Luckman (1943, Bears), Adrian Burk (1954, Eagles), George Blanda (1961, Houston Oilers), Y. A. Tittle (1962, Giants), Joe Kapp (1969, Vikings), Peyton Manning (2013, Broncos) and Drew Brees (2015, Saints)
- Owns the highest passer rating in Eagles franchise history (93.2) and the sixth-highest in NFL postseason history (98.8)

HONORS:

- **2018:** NFC Offensive Player of the Week (Week 16)
- **2017:** Super Bowl LII MVP; awarded the ESPY for "Best Championship Performance" in July 2018 following his postseason and Super Bowl success
- **2013:** Pro Bowl selection; NFC Offensive Player of the Month (November); NFC Offensive Player of the Week (Week 6, Week 9)

2019 SEASON (Jaguars):

- Started four games, completing 77 of 117 passes (65.8%) for 736 yards, three TDs, two INTs and a passer rating of 84.6
- Spent Weeks 2-9 on the reserve/injured list before being activated to the team's 53-man roster on Nov. 5, 2019
- Made his first start for the Jaguars at QB, throwing for 75 yards on 5 of 8 passing and one TD for a QB rating of 132.8 before leaving the game due to injury (shoulder) vs. Kansas City
- Completed 33 of 47 passes (70.2%) for 296 yards, two TDs and one INT for a passer rating of 92.2 at the Colts
- Completed 32 of 48 passes (66.7%) for 272 yards at the Titans

2018 SEASON (Eagles):

- Started the final five games of the regular season, posting a 4-1 record and leading the Eagles to a playoff berth; completed 141 of 195 passes for 1,413 yards and seven TDs
- Threw for 471 yards on 35 of 49 passing and recorded a season-high 120.4 passer rating vs. Houston
- Tied an NFL record shared by QBs Phillip Rivers and Ryan Tannehill for the most consecutive completions (25) vs. Washington; Foles and Rivers are the only QBs to do so in a single game
- Threw for 266 yards and two TDs in the Divisional round road win at Chicago; threw the game-winning touchdown to Golden Tate with :56 seconds remaining

2017 SEASON (Eagles):

- Started the final three games of the regular season, posting a 2-1 record, including a division-clinching road win at the Giants
- Recorded a 100-plus passer rating in all three playoff games, posting 971 yards, six TDs and the highest completion percentage in NFL single-postseason history (72.6), and the third-highest passer rating in league history (115.7)
- Became the third player in NFL history to record a postseason passing TD, rushing TD and receiving TD, joining QB Kordell Stewart (Steelers) and RB Freeman McNeil (Jets)
- Completed 24 of 38 passes for 237 yards and four TDs and zero INTs en route to a 115.8 passer rating at the Giants
- Clinched the NFC Championship title with a 352-yard performance, tallying three TDs and zero INTs vs. Minnesota
- Threw for 373 yards and three TDs, earning Super Bowl LII MVP honors in the win over the Patriots
- His 373 yards were the third-most among Super Bowl-winning QBs in league history
- Became the first QB to catch a TD in the Super Bowl when he caught a 1-yard pass from Trey Burton on fourth down, known as the "Philly Special," which garnered an ESPY for "Best Play"

2016 SEASON (Chiefs):

- Played in three games, starting one, throwing for 410 yards and three TDs

2015 SEASON (Rams):

- Started in all 11 games that he played, throwing for 2,052 yards and seven TDs
- Threw for 297 yards and one touchdown in a Week 1 win vs. Seattle
- Tossed a season-high three touchdowns in a Week 4 win at Arizona

2014 SEASON (Eagles):

- Posted a 6-2 record before suffering a broken collarbone and was placed on IR; threw for 325 yards and three TDs en route to a 114.4 passer rating vs. Washington

2013 SEASON (Eagles):

- Started the final 10 games of the season, posting an 8-2 record en route to his first Pro Bowl appearance
- Totaled 2,891 passing yards and recorded a 27-2 TD-INT ratio
- Posted passer ratings of 100-plus in eight of his 10 starts and set a team record with 233 consecutive passes without an INT
- Threw for 406 yards on 22 of 28 passing for a career-high seven TDs and zero INTs for a 158.2 passer rating at Oakland; became one of eight QBs in NFL history to throw seven TDs in a single game
- Set a career-high 84 percent completion percentage on 21 of 25 passing for 230 yards in a 54-11 victory vs. Chicago

2012 SEASON (Eagles):

- Started the final six games of the season, throwing for 1,699 yards and six TDs
- Tallied a season-high 381 yards, including the game-winning, 1-yard TD pass as time expired, at Tampa Bay

TRANSACTIONS:

- 03/31/2020:** Traded to Chicago (for 2020 compensatory 4th-round pick)
- 03/14/2019:** Signed by Jacksonville/UFA (four-year contract through 2022)
- 03/13/2017:** Signed by Philadelphia/UFA (two-year contract through 2018)
- 08/05/2016:** Signed by Kansas City (one-year contract through 2017)
- 07/27/2016:** Released by the Rams
- 08/08/2015:** Re-signed by the Rams (two-year extension through 2017)
- 03/10/2015:** Traded to Rams (for QB Sam Bradford and draft pick)
- 05/21/2012:** Signed by Eagles/draft choice (four-year contract through 2015)

COLLEGE:

- Began his collegiate career at Michigan State, where he appeared in one game before transferring to Arizona following the 2007 season
- Redshirted during his freshman season in 2008
- Played in all 13 games during his redshirt sophomore season, starting the final 10 games with 2,486 passing yards and 19 TDs
- As a junior, led the Wildcats to a 7-1 start and finished the season with 3,191 yards and 20 TDs
- During his final season in Tucson, completed 387 of 560 passes of 4,334 yards and 28 TDs, ranking first in the Pac-12 and fifth among all NCAA Division I FBS QBs with an average of 352.58 yards per game
- Finished his career at UA as the school's all-time leader in attempts (1,369), completions (933), passing yards (10,011) & TDs (67)
- Graduated with a degree in communications

PERSONAL:

- He and his wife, Tori, have one daughter, Lily, a son, Duke, and one golden doodle, Henry
- Tori played volleyball at Arizona, where the couple met
- Co-hosts a podcast titled "Mission of Truth" with former Eagles teammate Chris Maragos
- Son of Melissa and Larry, who both are in the restaurant business; has two sisters, Lacey and Katie
- Authored, Believe It, which recounts his "journey of success, failure and overcoming the odds" and debuted at No. 5 on the New York Times' best-seller list for hardcover nonfiction; also appeared on the Publishers Weekly and USA Today best-seller lists; donated 100 percent of the book's profits to charity
- Attended Westlake (Texas) High School, where he set school records for passing yards (5,658) and TDs (56), breaking marks previously held by QB Drew Brees; was teammates with current Baltimore K Justin Tucker
- Also a three-year starter and two-time MVP of the school's basketball team, and was recruited by numerous Division I basketball programs

FOLES

NICK FOLE'S NFL REGULAR SEASON PASSING/RUSHING STATISTICS

DATE	TEAM	GP	GS	PASSING										RUSHING					
				ATT.	CMP.	PCT.	YDS	AVG.	TD	INT.	LG	SK	LST	RATE	NO.	YDS.	AVG.	LG	TD
2012	Eagles	7	6	265	161	60.8	1,699	6.4	6	5	46	20	131	79.1	11	42	3.8	14	1
2013	Eagles	13	10	317	203	64.0	2,891	9.1	27	2	63t	28	173	119.2	57	221	3.9	21	3
2014	Eagles	8	8	311	186	59.8	2,163	7.0	13	10	68t	9	74	81.4	16	68	4.3	14	0
2015	Rams	11	11	337	190	56.4	2,052	6.1	7	10	68	14	98	69.0	17	20	1.2	10	1
2016	Chiefs	3	1	55	36	65.5	410	7.5	3	0	49	4	34	105.9	4	-4	-1.0	0	0
2017	Eagles	7	3	101	57	56.4	537	5.3	5	2	35	5	44	79.5	11	3	0.3	9	0
2018	Eagles	5	5	195	141	72.3	1,413	7.2	7	4	83t	9	47	96.0	9	17	1.9	4	0
2019	Jaguars	4	4	117	77	65.8	736	6.3	3	2	39	8	60	84.6	4	23	5.8	13	0
TOTALS		58	48	1,698	1,051	61.9	11,901	7.0	71	35	83t	97	661	88.2	129	390	3.0	21	5

NICK FOLE'S NFL POSTSEASON PASSING/RUSHING STATISTICS

DATE	TEAM	GP	GS	PASSING										RUSHING					
				ATT.	CMP.	PCT.	YDS	AVG.	TD	INT.	LG	SK	LST	RATE	NO.	YDS.	AVG.	LG	TD
2013	Eagles	1	1	33	23	69.7	195	5.9	2	0	40	2	19	105.0	1	3	3.0	3	0
2016	Chiefs	0	0	0	0	0.0	0	0.0	0	0	0	0	0	0.0	0	0	0.0	0	0
2017	Eagles	3	3	106	77	72.6	971	9.2	6	1	55	2	14	115.7	5	-2	-0.4	1	0
2018	Eagles	2	2	71	43	60.6	467	6.6	3	4	37t	1	8	70.6	3	-1	-0.3	1t	1
TOTALS		6	6	210	143	68.1	1,633	7.8	11	5	55	5	41	98.8	9	0	0.0	3	1

SINGLE-GAME HIGHS: QUARTERBACK

Pass Attempts 62 at Arizona Cardinals, Oct 26, 2014
Pass Completions 36 at Arizona Cardinals, Oct 26, 2014
Yards Passing 471 vs. Houston Texans, Dec 23, 2018
TD Passes 7 at Oakland Raiders, Nov 03, 2013
Long Passes 83t vs. Houston Texans, Dec 23, 2018
Completion Percentage 84.8 at Washington Redskins, Dec 30, 2018

Passer Rating 158.3 at Oakland Raiders, Nov 03, 2013
Rush Attempts 9 vs. Arizona Cardinals, Dec 01, 2013
 ...1 more at 9.
Rushing Yards 47 vs. Washington Redskins, Nov 17, 2013
Longest Runs 21 at Minnesota Vikings, Dec 15, 2013
Rushing TDs 1 vs. Seattle Seahawks, Sep 13, 2015
 ...4 more at 1.

SINGLE-GAME HIGHS - POSTSEASON: QUARTERBACK

Pass Attempts	43 at New England Patriots, Feb 04, 2018
Pass Completions	28 at New England Patriots, Feb 04, 2018
Yards Passing	373 at New England Patriots, Feb 04, 2018
TD Passes	3 at New England Patriots, Feb 04, 2018 ...1 more at 3.
Long Passes	55 at New England Patriots, Feb 04, 2018
Completion Percentage	78.8 vs. Minnesota Vikings, Jan 21, 2018

Passer Rating	141.4 vs. Minnesota Vikings, Jan 21, 2018
Rush Attempts	5 vs. Atlanta Falcons, Jan 13, 2018
Rushing Yards	3 vs. New Orleans Saints, Jan 04, 2014
Longest Runs	3 vs. New Orleans Saints, Jan 04, 2014
Rushing TDs	1 at New Orleans Saints, Jan 13, 2019

300-YARD PASSING GAMES (10): REGULAR SEASON

DATE	TEAM	NO.	YDS.	AVG.	LG	TD
12/09/12	at Buccaneers	32	381	11.9	39	2
12/23/12	REDSKINS	32	345	10.8	38	1
11/03/13	at Raiders	22	406	18.5	63t	7
12/15/13	at Vikings	30	428	14.3	51	3
09/07/14	JAGUARS	27	322	11.9	68t	2
09/15/14	at Colts	21	331	15.8	57	1
09/21/14	REDSKINS	27	325	12.0	50	3
10/26/14	at Cardinals	36	411	11.4	54t	2
09/16/18	at Buccaneers	35	334	9.5	50	1
12/23/18	TEXANS	35	471	13.5	83t	4

300-YARD PASSING GAMES (2): POSTSEASON

DATE	TEAM	NO.	YDS.	AVG.	LG	TD
01/21/18	VIKINGS	26	352	13.5	53t	3
02/04/18	at Patriots	28	373	13.3	55	3

KYLE FULLER

23

DEFENSIVE BACK

Ht: 5-11
DOB: 2/16/92 (28)
Bears Season: 6
Acquired: D1-14

Wt: 194
College: Virginia Tech
NFL Season: 6

18 '19

PRO CAREER:

- Two-time Pro Bowl selection (2018 and 2019 seasons)
- Has started 78-of-80 games (2014-19), producing 322 tackles, six TFLs, 18 INTs, 74 PBUs and three forced fumbles
- Has 18 career interceptions since entering the league in 2014, tied for the second most in the NFC over the past six years
- Named to PFWA All-Rookie team following the 2014 season

HONORS/AWARDS:

- **2019:** Pro Bowl selection; ranked No. 95 on NFL's Top 100
- **2018:** Pro Bowl; *Associated Press*, *Sporting News* and PFWA All-Pro
- **2014:** NFL All-Rookie Team (PFWA, Gil Brandt), NFL Defensive Rookie of the Month (September), NFC Defensive Player of the Week (Week 2 at SF), NFL Rookie of the Week (Week 3 at NY), Brian Piccolo Award

2019 SEASON (Bears):

- Named to his second-straight Pro Bowl
- Started 16 games for the third straight season
- Led the Bears with three interceptions, 12 passes defended and 72 solo tackles; his 82 total tackles were second on the team
- Recorded his first INT of the season in Week 2 at Denver late in the fourth quarter, then his second a week later at Washington on Monday Night Football; his third INT came in Week 8 at home against the Chargers when he intercepted Philip Rivers in the first quarter and returned it 29 yards inside the 5-yard line

2018 SEASON (Bears):

- Selected to his first Pro Bowl and named to *Associated Press* All-Pro team after tying for first in the NFL with seven interceptions
- Started all 16 games, recording 55 tackles and added 21 passes defended
- Picked off Brock Osweiler twice at Miami, becoming the first Bears player to record two interceptions in a game since he did it as a rookie in 2014
- Intercepted Matthew Stafford in the end zone late in the fourth quarter to seal the Thanksgiving Day victory at DET
- Recorded three tackles and one pass defense in Wild Card game vs. the Eagles

2017 SEASON (Bears):

- Enjoyed a breakout season, totaling 68 total tackles, two interceptions and 22 passes defended while starting all 16 games
- Was one of only two players in the NFL with at least 65 tackles and 20 passes defended during the regular season
- His two interceptions came in Week 13 vs. San Francisco and Week 16 vs. Cleveland; during that win over the Browns he also recorded a career-high six passes defended – the most by an NFL player in 2017 and the most by a Bears player since 1994
- Of his 22 passes defended, none were bigger than the one in Week 6 at Baltimore when he deflected a Joe Flacco pass along the sideline that led to 90-yard interception return for a touchdown by Adrian Amos in a 27-24 overtime victory over the Ravens

2016 SEASON (Bears):

- Spent 2016 on Injured Reserve

2015 SEASON (Bears):

- Started all 16 games at CB, manufacturing 56 tackles, 2 interceptions (led team) and 19 pass breakups (2nd on team)

2014 SEASON (Bears):

- Led all NFL rookies with 4 interceptions (sixth player in franchise history to accomplish the feat) and tied for league lead among rookies with 3 forced fumbles
- Appeared in all 16 contests for Chicago making 14 starts (Games 3-16), recording 73 tackles, 10 PBU's and 3 TFL's
- One of two NFL players, along with Detroit's James Ihedigbo, to record at least 4 interceptions and 3 forced fumbles

TRANSACTIONS:

- 03/20/2018:** Bears matched offer sheet (four-year contract through 2021)
- 03/16/2018:** Signed/offer sheet from Packers
- 03/06/2018:** Designated transition player by Bears
- 05/01/2017:** Team declines fifth-year option on rookie contract
- 05/14/2014:** Signed/draft choice by Bears (four-year contract; fifth-year option)

COLLEGE:

- Finished his career at Virginia Tech (2010-13) starting 41-of-50 games, accumulating 6 INTs, 34 PBU's, 173 tackles - including 23.5 TFLs and 4.5 sacks - 4 FFs and 1 FR
- Added one blocked kick and three PRs for 41 yards (13.7 avg) and 1 touchdown on special teams
- Named permanent captain as a junior and senior earning second-team All-American honors by Walter Camp Foundation as a senior, first-team all-ACC selection by the coaches and a third-team all-ACC selection by ACSMA

PERSONAL:

- Played for Coach Chip Armstrong at Mount St. Joseph High (Baltimore, Md.)
- Brother of former NFL safety Vincent Fuller (2005-11) and former NFL WR Corey Fuller; youngest brother, Kendall, plays corner for The Washington Football Team
- Participated in the NFL's Second Annual Personal Finance Camp during the 2016 offseason

KYLE FULLER'S NFL REGULAR SEASON DEFENSIVE STATISTICS

DATE	TEAM	GP	TACKLES								INTERCEPTIONS				O. FUMB			ST			MISC						
			GS	TK	S	A	TFL	YDS	SK	YDS	QBH	NO	YDS	LG	TD	PD	FF	FR	YDS	TK	S	A	FF	FR	S	A	
2014	Bears	16	14	63	50	13	3	4	0.0	0.0	0	4	81	31	0	10	3	0	0	1	1	0	0	0	0	0	0
2015	Bears	16	16	54	46	8	0	0	0.0	0.0	0	2	24	15	0	9	0	0	0	1	1	0	0	0	0	0	0
2016	Bears	0	0	0	0	0	0	0	0.0	0.0	0	0	0	0	0	0	0	0	0	0	0	0	0	0	0	0	0
2017	Bears	16	16	68	60	8	2	6	0.0	0.0	0	2	0	0	22	0	0	0	1	1	0	0	0	0	0	0	0
2018	Bears	16	16	55	45	10	0	0	0.0	0.0	0	7	52	35	0	21	0	0	0	0	0	0	0	0	0	0	0
2019	Bears	16	16	82	72	10	1	0	0.0	0.0	0	3	37	29	0	12	0	0	0	0	0	0	0	0	0	0	0
NFL TOTALS		80	78	322	273	49	6	10	0.0	0.0	0	18	194	35	0	74	3	0	0	3	3	0	0	0	0	0	0

KYLE FULLER'S NFL POSTSEASON DEFENSIVE STATISTICS

DATE	TEAM	GP	TACKLES								INTERCEPTIONS				O. FUMB			ST			MISC						
			GS	TK	S	A	TFL	YDS	SK	YDS	QBH	NO	YDS	LG	TD	PD	FF	FR	YDS	TK	S	A	FF	FR	S	A	
2018	Bears	1	1	5	5	0	0	0	0.0	0.0	0	0	0	0	0	1	0	0	0	0	0	0	0	0	0	0	0
NFL TOTALS		1	1	5	5	0	0	0	0.0	0.0	0	0	0	0	0	1	0	0	0	0	0	0	0	0	0	0	0

SINGLE-GAME HIGHS: DEFENSIVE

Total Tackles	8 at Detroit Lions, Nov 22, 2018 ...1 more at 8.	Interceptions	2 at Miami Dolphins, Oct 14, 2018 ...1 more at 2.
Passes Defensed	6 vs. Cleveland Browns, Dec 24, 2017	Interception Return Yards	38 at San Francisco 49ers, Sep 14, 2014
Forced Fumbles	2 at New York Jets, Sep 22, 2014	Special Teams Tackles	1 vs. Pittsburgh Steelers, Sep 24, 2017 ...2 more at 1.
Tackles For Loss	1 at Washington Redskins, Sep 23, 2019 ...5 more at 1.		

SINGLE-GAME HIGHS - POSTSEASON: DEFENSIVE

Total Tackles	5 vs. Philadelphia Eagles, Jan 06, 2019	Passes Defensed	1 vs. Philadelphia Eagles, Jan 06, 2019
----------------------	---	------------------------	---



TEP
GINN JR.

19

Ht: 5-11
DOB: 4/12/85 (35)
Bears Season: 1
Acquired: UFA-20 (NO)

Wt: 180
College: Ohio State
NFL Season: 14

WIDE RECEIVER

PRO CAREER:

- Enters his 14th NFL season and his first in Chicago
- Has appeared in 187 regular season contests and started 74 games for Miami (2007-09), San Francisco (2010-12), Arizona (2014), Carolina (2013, 2015-16) and New Orleans (2017-19), posting career totals of 409 receptions for 5,702 yards (13.9 avg.) with 33 touchdowns and has rushed 68 times for 486 yards with two touchdowns
- On special teams, Ginn has returned 257 punts for 2,600 yards (10.1 avg.) with four touchdowns and brought back 307 kickoffs for 6,899 yards (22.5 avg.) with three touchdowns
- Returned two kickoffs for touchdowns against the N.Y. Jets in 2009 to tie an NFL record and became first player in NFL history to have two 100-yard kickoff returns for scores in the same game
- The ninth overall selection in the 2007 NFL Draft by the Dolphins, Ginn is one of only 10 players in NFL history to register two kickoff returns for touchdowns in the same game and the versatile threat has also developed into a playmaker on offense
- Ginn, who has an 87-yard punt return TD and three kickoff-return TDs of at least 100 yards in his career, is the fourth player in NFL history to have a receiving touchdown, punt-return touchdown and kickoff-return touchdown of at least 85 yards each in his career
- In five of his last seven seasons, he has appeared in 15+ games each season while recording a reception in 86-of-99 games during that stretch

HONORS:

- **2014:** NFC Special Teams Player of the Week (Week 1)
- **2011:** NFC Special Teams Player of the Week (Week 11)
- **2009:** AFC Special Teams Player of the Month (November); AFC Special Teams Player of the Week (Week 8)
- **2007:** PFWA All-Rookie Team; Pepsi NFL Rookie of the Week (Week 11)

2019 SEASON (Saints)

- Played in all 16 games with the Saints (9 starts), hauling in 30 receptions for 421 yards (14.0 avg.) with a pair of touchdowns, both against the Buccaneers
- Had seven catches for 101 yards in a Week 1 win over the Texans
- Hauled in a 33-yard touchdown reception in a Week 5 win over the Buccaneers
- Caught four passes for 50 yards in Week 14 vs. the 49ers

2018 SEASON (Saints)

- Played in five games with three starts recording 17 receptions for 209 yards (12.3 avg.) and two touchdowns
- Started both postseason games, tallying a total of six catches for 102 yards
- Carried the ball once for five yards and hauled in five passes for 68 yards and a touchdown vs. Tampa Bay
- Was placed on IR, Oct. 18 and returned to action vs. Pittsburgh on Dec 23, posting five receptions for 74 yards
- In NFC Championship vs. L.A. Rams, 1/20/19, caught a fourth quarter 43-yard pass to set up a field goal

2017 SEASON (Saints):

- Appeared in 15 regular season games with 10 starts recording 53 receptions for 787 yards (14.8 avg.) and four touchdowns
- Started both playoff contests and finished with 12 receptions for 187 yards and an 80-yard touchdown reception
- In his Saints debut in the opener at Minnesota, Sept. 11, caught four passes for 53 yards
- In return to Carolina, Sept. 24, where he played for three seasons, caught two passes for 44 yards, including a 40-yard touchdown grab, his first as a Saint, carried once for 15 yards and returned a punt 15 yards
- Caught four passes for 66 yards with a touchdown vs. Detroit (10/15), rushed once for three yards, brought back two punts for six yards and returned two kickoffs for 26 yards
- Caught game-high and team-high seven receptions for 141 yards at Green Bay (10/22), including grabs for 40 and 47 yards, also returning a punt for seven yards
- Had four receptions for 66 yards vs. Chicago (10/29), including a 53-yard reception and returned three punts for 22 yards
- Posted four receptions for 59 yards vs. TB (11/5), including a 36-yard touchdown grab
- Recorded a team-high seven receptions for 71 yards and returned a missed field goal 32 yards at the L.A. Rams (11/26)
- Rushed two times for 14 yards and caught four passes for team-high 76 yards, including a second quarter 54-yard TD vs. Atlanta (12/24); recovered an onside kick in fourth quarter
- In NFC Wild Card Playoff vs. Carolina (1/7/18), started in a three-WR set and caught four passes for a postseason career-high 115 yards, including a postseason career-long 80-yard touchdown grab
- In NFC Divisional Playoff at Minnesota (1/14/18), recorded a game-high and a postseason career-best eight receptions for 72 yards

2016 SEASON (Panthers):

- Appeared in 16 games with eight starts recording 54 receptions for 752 yards (13.9 avg.) and four touchdowns; all four of his receiving touchdowns were all at least 30 yards or more
- Recorded a touchdown of at least 40 yards or more in three consecutive games from weeks 11 to 13. Also rushed 14 times for 98 yards, returned 29 punts for 202 yards and brought back 18 kickoffs for 391 yards (21.7 avg.) for 1,443 total yards from scrimmage
- Caught three balls for 46 yards, including a 40-yard touchdown vs. NO (11/17)
- Recorded four receptions for 115 yards including a career-long 88-yard TD, which ranks as the third longest in Panthers history and was the third longest reception in the NFL in 2016 at Oakland, Nov. 27
- Hauled in five receptions for 80 yards, including a 55-yard TD, at Seattle (12/4)

2015 SEASON (Panthers):

- Played in 15 games with 13 starts in return to Carolina and led the Panthers with a career high 10 touchdown catches and became the first Panthers wideout with double-digit TDs since Steve Smith (12 2005)
- Second on the team with 44 receptions and 739 receiving yards

- Finished with a 16.8-yards receiving average, eighth in the NFL, leading an offensive unit that averaged 12.9 yards per reception, the third highest mark in the league
- Helped Panthers set team records with an NFL-leading 500 points and 59 touchdowns and gain a team record 357 first downs
- Ranked second in the NFC and fifth in the league with a 10.3-yard punt return average on 27 returns with a long of 37
- In three postseason contests, recorded six receptions for 126 yards, carried two times for 33 yards with a 22-yard touchdown and also returned six punts for 40 yards with a long of 19
- Recorded his first career game with multiple touchdown catches with a second quarter six-yard TD and a 12-yard third quarter scoring grab at TB (10/4)
- Hauled in a two-yard touchdown after a successful Carolina challenge of an incomplete pass vs. Washington (11/22)
- Recorded second multi-touchdown game of season and career on a 13-yard scoring grab in third quarter and a deep 45-yard TD in fourth quarter to reclaim the lead late in contest at NO (12/6)
- Led team with 120 yards on two receptions, both touchdowns, including a 74-yard TD at Atlanta (12/27)
- In NFC Championship Game vs. Arizona (1/24/16) recorded a 22-yard rushing TD

2014 SEASON (Cardinals):

- Appeared in 16 games for Arizona posting 14 catches for 190 yards
- Returned a punt 71 yards for a game-winning TD at N.Y. Giants (9/14)
- Led the team with a 19.0-yard kickoff return average on 22 returns for 417 yards
- Ranked fourth in the NFC and seventh in the NFL with a 10.7-yard punt return average with a touchdown

2013 SEASON (Panthers):

- Played in all 16 games with two starts for the Carolina Panthers, posting 36 receptions for 556 yards and five touchdown grabs
- Ranked fourth in the NFC and sixth in the NFL with a team-record 12.2-yard punt return average
- Posted three receptions for 71 yards, including a 47-yard TD grab vs. N.Y. Giants (9/22)
- Finished with five receptions for 80 yards at Tampa Bay (10/24)
- Posted one 25-yard TD grab vs. New England (11/18)
- Recorded his first career 100-yard receiving game in the playoffs with 104 yards on four catches in NFC divisional round vs. San Francisco (1/12/14)

2012 SEASON (49ers):

- Appeared in 13 games, primarily as a punt returner for Super Bowl finalist San Francisco
- Ranked third in the NFC with a 10.2-yard punt return average as a member of the conference champion 49ers
- In postseason, returned three punts for 52 yards with a playoff career-long of 32 yards in Super Bowl XLVII vs. Baltimore (2/3/13)

2011 SEASON (49ers):

- Played in 14 games with three starts posting 19 catches for 220 yards
- Returned a punt 55 yards and a kickoff 102 yards for touchdowns in the same game vs. Seattle, Sept. 11
- The first player in 49ers history to return a kickoff and punt for a touchdown in same game
- Ginn's 268 return yards were the most in a single game in 49ers history...Ranked third in the NFL in kickoff return avg. (27.6)
- Finished third in conference and fourth in league with a 12.3-yard punt return avg

2010 SEASON (49ers):

- In 13 games for the San Francisco 49ers, posted 12 receptions for 163 yards and a touchdown
- Returned a punt 78 yards for a TD vs. Rams (12/26)
- Ranked second in the NFC and third in the NFL in 2010 with a 13.4-yard punt return avg

2009 SEASON (Dolphins):

- Appeared in all 16 games in his final season in Miami, making 12 starts posting 39 receptions for 454 yards and a touchdown
- Returned two kickoffs for touchdowns against the N.Y. Jets (11/1) to tie an NFL record and became first player in NFL history to have two 100-yard kickoff returns in the same game
- Tallied a career-high 11 receptions for 108 yards vs. Indianapolis (9/21)
- Later named AFC Special Teams Player of the Month (November) after having returned 21 kickoffs for 646 yds. (31.7 avg.) and two TDs in the five-game span

2008 SEASON (Dolphins):

- Played in 16 games with 14 starts and posted 56 receptions for 790 yards and two TDs
- Led Dolphins with career-highs in receptions and receiving yards
- Had career day vs. Buffalo (10/26) as he led Miami with seven catches for 175 yards, including a 64-yard grab
- Had season-high 154 kickoff return yards vs. New England (11/23)

2007 SEASON (Dolphins):

- Appeared in 16 games as a rookie, starting nine and recorded 34 catches for 420 yards and two touchdowns
- Also had an 87-yard punt return for a TD
- Reception and receiving yardage totals were the most by a Dolphins rookie wideout since 2001, when Chris Chambers caught 48 passes for 883 yards
- Returned 24 punts for a 9.6-yd. avg., ranked fourth in the AFC and sixth in the NFL, fielding 63 kickoffs for a 22.7-yd. avg
- Set team rookie mark with 2,086 all-purpose yards
- Second in Miami franchise history with 1,433 kickoff return yards, trailing only Brock Marion (1,524 yds. in 1999)

TRANSACTIONS:

- **05/02/2020:** Signed by the Bears/UFA (one-year contract through 2020)
- **03/09/2017:** Signed by the Saints/UFA (three-year contract through 2019)
- **03/09/2015:** Signed by the Panthers (two-year contract through 2016)
- **03/13/2014:** Signed by the Cardinals/UFA (three-year contract through 2016); released 02/23/15
- **03/22/2013:** Signed by the Panthers/UFA (one-year contract through 2013)
- **03/22/2012:** Re-signed by the 49ers/UFA (one-year contract through 2012)
- **04/16/2010:** Traded by Dolphins to the 49ers (for 5th-round draft pick in 2010)
- **07/27/2007:** Signed by the Dolphins/draft choice (five-year contract)

COLLEGE:

- Played in 37 games with 31 starts at Ohio State from 2004-06 and totaled 135 receptions for 1,943 yards and 15 touchdowns; also rushed for 213 yards and three touchdowns on 28 carries
- Returned 64 punts for 900 yards with six touchdowns and 38 kickoffs for 1,012 yards with two touchdowns
- Tied an NCAA record with eight career touchdowns on returns
- Earned second-team All-American and All-Big 10 honors as a junior in 2006
- Became first player in school history to score a touchdown on a pass, run, punt return and kickoff return in the same season as a sophomore in 2005
- Set conference and school records with four punt returns for touchdowns as a freshman in 2004

PERSONAL:

- Attended Glenville (Cleveland, Ohio) High School where he played for his father, Ted Ginn Sr.
- At defensive back, was the USA Today Defensive Player of the Year as well as a Parade All-American as a senior (2003)
- Also played quarterback, wide receiver, running back and return specialist
- Played in the U.S. Army All-America game following his senior season and was named the game's Most Valuable Player after he returned a punt for a touchdown
- A high school national champion in the 110-meter high hurdles, as a junior in 2002, and recorded the best time in nation as a senior in 2003, when he won the state title for the second consecutive year
- Also clocked a personal best 10.5 seconds in the 100-meter dash

TED GINN JR.'S NFL REGULAR SEASON RUSHING/RECEIVING STATISTICS

DATE	TEAM	GP	GS	RECEIVING					RUSHING				
				NO.	YDS	AVG	LG	TD	NO.	YDS.	AVG.	LG	TD
2007	Dolphins	16	9	34	420	12.4	54	2	4	3	0.8	7	0
2008	Dolphins	16	14	56	790	14.1	64	2	5	73	14.6	40t	2
2009	Dolphins	16	12	38	454	11.9	53t	1	7	48	6.9	22	0
2010	49ers	13	0	12	163	13.6	37t	1	2	11	5.5	9	0
2011	49ers	14	3	19	220	11.6	26	0	8	68	8.5	24	0
2012	49ers	13	0	2	1	0.5	1	0	1	7	7.0	7	0
2013	Panthers	16	2	36	556	15.4	47t	5	4	29	7.3	14	0
2014	Cardinals	16	0	14	190	13.6	27	0	3	6	2.0	4	0
2015	Panthers	15	13	44	739	16.8	74t	10	4	60	15.0	43	0
2016	Panthers	16	8	54	752	13.9	88t	4	14	98	7.0	20	0
2017	Saints	15	10	53	787	14.8	54t	4	10	39	3.9	15	0
2018	Saints	5	3	17	209	12.3	42	2	3	26	8.7	20	0
2019	Saints	16	9	30	421	14.0	45	2	3	18	6.0	12	0
NFL TOTALS		187	83	409	5,702	13.9	88t	33	68	486	7.1	43	2

TED GINN JR.'S NFL POSTSEASON RUSHING/RECEIVING STATISTICS

DATE	TEAM	GP	GS	RECEIVING					RUSHING				
				NO.	YDS	AVG	LG	TD	NO.	YDS.	AVG.	LG	TD
2008	Dolphins	1	1	5	38	7.6	9	0	0	0	0.0	0	0
2011	49ers	1	0	1	11	11.0	11	0	1	3	3.0	3	0
2012	49ers	3	0	1	3	3.0	3	0	0	0	0.0	0	0
2013	Panthers	1	0	4	104	26.0	59	0	0	0	0.0	0	0
2014	Cardinals	1	0	0	0	0.0	0	0	0	0	0.0	0	0
2015	Panthers	3	0	6	126	21.0	45	0	2	33	16.5	22t	1
2017	Saints	2	2	12	187	15.6	80t	1	1	11	11.0	11	0
2018	Saints	2	2	6	102	17.0	43	0	0	0	0.0	0	0
2019	Saints	1	0	1	18	18.0	18	0	0	0	0.0	0	0
NFL TOTALS		15	5	36	589	16.4	80t	1	4	47	11.8	22t	1

TED GINN JR.'S NFL REGULAR SEASON RETURN STATISTICS

DATE	TEAM	RET.	KICKOFF RETURNS					PUNT RETURNS				
			YDS.	AVG.	LG	TD	NO.	FC	YDS	AVG.	LG	TD
2007	Dolphins	63	1,433	22.7	52	0	24	15	230	9.6	87t	1
2008	Dolphins	32	657	20.5	41	0	7	1	54	7.7	15	0
2009	Dolphins	52	1,296	24.9	101t	2	5	0	28	5.6	12	0
2010	49ers	47	992	21.1	61	0	24	18	321	13.4	78t	1
2011	49ers	29	800	27.6	102t	1	38	18	466	12.3	55t	1
2012	49ers	11	253	23.0	31	0	32	12	326	10.2	38	0
2013	Panthers	25	595	23.8	38	0	26	26	316	12.2	41	0
2014	Cardinals	22	417	19.0	43	0	26	24	277	10.7	71t	1
2015	Panthers	1	8	8.0	8	0	27	22	277	10.3	37	0
2016	Panthers	18	391	21.7	59	0	29	24	202	7.0	19	0
2017	Saints	5	56	11.2	17	0	19	13	103	5.4	17	0
2018	Saints	1	1	1.0	1	0	0	2	0	0.0	0	0
2019	Saints	1	0	0.0	0	0	0	0	0	0.0	0	0
NFL TOTALS		307	6,899	22.5	102t	3	257	175	2,600	10.1	87t	4

TED GINN JR.'S NFL POSTSEASON RETURN STATISTICS

DATE	TEAM	KICKOFF RETURNS					PUNT RETURNS					
		RET.	YDS.	AVG.	LG	TD	NO.	FC	YDS	AVG	LG	TD
2008	Dolphins	1	14	14.0	14	0	0	0	0	0.0	0	0
2011	49ers	0	0	0.0	0	0	2	1	23	11.5	16	0
2012	49ers	1	31	31.0	31	0	3	3	52	17.3	32	0
2013	Panthers	3	62	20.7	25	0	2	0	27	13.5	24	0
2014	Cardinals	2	59	29.5	48	0	0	2	0	0.0	0	0
2015	Panthers	0	0	0.0	0	0	6	5	40	6.7	32	0
2017	Saints	0	0	0.0	0	0	0	0	0	0.0	0	0
2018	Saints	0	0	0.0	0	0	0	0	0	0.0	0	0
2019	Saints	0	0	0.0	0	0	0	0	0	0.0	0	0
NFL TOTALS		7	166	23.7	48	0	13	11	142	10.9	32	0

SINGLE-GAME HIGHS: RUSHING/RECEIVING

Rush Attempts 2 vs. Atlanta Falcons, Dec 24, 2017
...8 more at 2.

Rushing Yards 43 vs. Philadelphia Eagles, Oct 25, 2015

Longest Runs 43 vs. Philadelphia Eagles, Oct 25, 2015

Rushing TDs 1 at Kansas City Chiefs, Dec 21, 2008
...1 more at 1.

Receptions 11 vs. Indianapolis Colts, Sep 21, 2009

Receiving Yards 175 vs. Buffalo Bills, Oct 26, 2008

Longest Receptions 88t at Oakland Raiders, Nov 27, 2016

Receiving TDs 2 at New York Giants, Dec 20, 2015
...3 more at 2.

All-purpose yards 299 at New York Jets, Nov 01, 2009

Kickoff Returns 8 vs. New England Patriots, Nov 23, 2008
...1 more at 8.

Kickoff Return Yards 299 at New York Jets, Nov 01, 2009

Longest Kickoff Return 102t vs. Seattle Seahawks, Sep 11, 2011

Kickoff Return TDs 2 at New York Jets, Nov 01, 2009

Fair Catches 5 vs. St. Louis Rams, Nov 14, 2010

Punt Return Yards 99 at Philadelphia Eagles, Nov 18, 2007

Longest Punt Return 87t at Philadelphia Eagles, Nov 18, 2007

Punt Returns 5 at Buffalo Bills, Nov 12, 2017
...5 more at 5.

Punt Return TDs 1 at New York Giants, Sep 14, 2014
...3 more at 1.

Special Teams Tackles 1 vs. Tampa Bay Buccaneers, Oct 10, 2016
...5 more at 1.

Miscellaneous Tackles 2 at Buffalo Bills, Dec 09, 2007

Most TDs 2 at New York Giants, Dec 20, 2015
...5 more at 2.

SINGLE-GAME HIGHS - POSTSEASON: RUSHING/RECEIVING

Rush Attempts 1 at Minnesota Vikings, Jan 14, 2018
...3 more at 1.

Rushing Yards 22 vs. Arizona Cardinals, Jan 24, 2016

Longest Runs 22t vs. Arizona Cardinals, Jan 24, 2016

Rushing TDs 1 vs. Arizona Cardinals, Jan 24, 2016

Receptions 8 at Minnesota Vikings, Jan 14, 2018

Receiving Yards 115 vs. Carolina Panthers, Jan 07, 2018

Longest Receptions 80t vs. Carolina Panthers, Jan 07, 2018

Receiving TDs 1 vs. Carolina Panthers, Jan 07, 2018

All-purpose yards 193 vs. San Francisco 49ers, Jan 12, 2014

Kickoff Returns 3 vs. San Francisco 49ers, Jan 12, 2014

Kickoff Return Yards 62 vs. San Francisco 49ers, Jan 12, 2014

Longest Kickoff Return 48 at Carolina Panthers, Jan 03, 2015

Fair Catches 2 at Denver Broncos, Feb 07, 2016
...3 more at 2.

Punt Return Yards 38 vs. Arizona Cardinals, Jan 24, 2016

Longest Punt Return 32 vs. Arizona Cardinals, Jan 24, 2016
...1 more at 32.

Punt Returns 3 at Denver Broncos, Feb 07, 2016

Miscellaneous Tackles 1 at Denver Broncos, Feb 07, 2016
...2 more at 1.

Most TDs 1 vs. Carolina Panthers, Jan 07, 2018
...1 more at 1.

100-YARD RECEIVING GAMES (6): REGULAR SEASON

DATE	TEAM	NO.	YDS.	AVG.	LG	TD
10/26/08	BILLS	7	175	25.0	64	0
09/21/09	COLTS	11	108	9.8	21	0
12/13/15	FALCONS	2	120	60.0	74t	2
11/27/16	at Raiders	4	115	28.8	88t	1
10/22/17	at Packers	7	141	20.1	47	0
09/09/19	TEXANS	7	101	14.4	41	0

100-YARD RECEIVING GAMES (2): POSTSEASON

DATE	TEAM	NO.	YDS.	AVG.	LG	TD
01/12/14	49ERS	4	104	26.0	59	0
01/07/18	PANTHERS	4	115	28.8	80t	1



TASHAWN GIPSON SR.

38

Ht: 6-1
DOB: 8/7/90 (29)
Bears Season: 1
Acquired: UFA-20 (HOU)

Wt: 212
College: Wyoming
NFL Season: 9

DEFENSIVE BACK



PRO CAREER:

- Enters his ninth NFL season and his first in Chicago in 2020
- Has 446 career tackles (324 solo), 23 INTs, 47 PD, 13 TFL, one FF and one FR in 113 career games played with 104 starts
- Has three career interception returns for touchdowns
- Is one of seven players to record at least 400 total tackles and 20 interceptions since entering the NFL in 2012, joining Janoris Jenkins, Reggie Nelson, Earl Thomas III, Glover Quin, Harrison Smith and Richard Sherman
- Owns the most interceptions by an undrafted free agent since entering the NFL in 2012 (23)
- Ranked first in the AFC and second in the NFL with six interceptions in 2014
- Tied for first the AFC with five interceptions in 2013

HONORS:

- **2014:** Pro Bowl selection

2019 SEASON (Texans):

- Played and started in 14 games with the Texans, racking up 51 total tackles (37 solo), two tackles for loss, three quarterback hits, three interceptions (one returned for a touchdown) and eight passes defended
- Missed the postseason due to injury
- Posted five solo tackles and one quarterback hit vs. Jacksonville (9/15); eclipsed 400 career tackles, becoming one of only five players since 2012 to record at least 400 tackles and 20 interceptions (Earl Thomas, Glover Quin, Harrison Smith and Reggie Nelson)
- Notched his first interception of the season vs. Atlanta (10/6), picking off Falcons QB Matt Ryan and returning it 79 yards for a touchdown, the longest interception return of his career
- Tied for the team lead with five total tackles (three solo) and notched an interception for the second-consecutive week at Kansas City (10/13), the first time he has recorded an interception in back-to-back games since Weeks 8-9 of 2014
- Finished with two total tackles (two solo), two passes defended, one quarterback hit and notched his 23rd career interception vs. Denver (12/8), picking off Broncos QB Drew Lock at the Texans' three-yard line and returning it 26 yards

2018 SEASON (Jaguars):

- Recorded 54 total tackles (44 solo), one INT, seven PD, one TFL and one QBH after starting all 16 games
- Matched a season high with six solo tackles and one pass defended vs. Tennessee (9/23)
- Tallied two solo tackles, a season-high two passes defended and intercepted Chiefs QB Patrick Mahomes at Kansas City (10/7)
- Notched a season-high seven total tackles (six solo) vs. Philadelphia (10/28)
- Registered four total tackles (two solo) and one tackle for loss at Tennessee (12/9)
- Led the AFC in interceptions in back-to-back seasons (2013-14)

2017 SEASON (Jaguars):

- Tallied 64 total tackles (53 solo), four INTs, seven PD, four TFL and one FR in 16 games played
- Part of a Jaguars secondary that ranked first in the NFL in pass defended
- Notched six total tackles (four solo), two passes defended and one interception at Houston (9/10)
- Set a season high with seven solo tackles and one pass defended at the N.Y. Jets (10/1)
- Matched a career high with two INTs of Steelers QB Ben Roethlisberger with six tackles and two PD in a win at Pittsburgh (10/8)
- Registered four total tackles (two solo), one interception and one pass defended vs. Indianapolis (12/3)
- Compiled five solo stops in his NFL postseason debut in the Wild Card Round vs. Buffalo (1/7/18)

2016 SEASON (Jaguars):

- Registered 41 total tackles (34 solo), two passes defended and one interception in 16 games played
- Made his Jaguars debut and notched three solo tackles vs. Green Bay (9/11)
- Recorded three solo tackles and one interception vs. Baltimore (9/25)
- Set a season high with six total tackles (four solo) at Indianapolis (1/1/17)

2015 SEASON (Browns):

- Recorded 60 total tackles (42 solo), two interceptions, two tackles for loss and two passes defended in 13 games played
- Tallied five total tackles (three solo), and one interception at the N.Y. Jets (9/13)
- Registered a team-high eight total tackles (five solo) vs. Tennessee (9/20)
- Notched one solo tackle, one interception and one pass defended vs. Arizona (11/1)
- Compiled a season-high nine total tackles (five solo) at Seattle (12/20)

2014 SEASON (Browns):

- Selected to first-career Pro Bowl after tallying 52 tackles (28 solo), a career-high six INTs, eight PD, two TFL and one FF
- Finished second in the NFL with his six interceptions, despite missing the final five games of the season
- Registered eight total tackles (three solo), and one interception which he returned for a touchdown in a win vs. New Orleans (9/14)
- Recorded five total tackles (three solo) and one interception vs. Baltimore (9/21)
- Matched a career high with two interceptions at Jacksonville (10/19)
- Notched two solo tackles, one tackle for loss and one interception vs. Oakland (10/26)
- Tallied five total tackles (three solo) and one interception vs. Tampa Bay (11/2) becoming one of six players to record an interception in three consecutive games in 2014

2013 SEASON (Browns):

- Finished with a career-high 95 total tackles (63 solo), five INTs, a career-high 12 PD and two tackles for loss
- Recorded three solo tackles and one interception vs. Miami (9/8)

- Talled six total tackles (three solo) and a career-high three passes defended vs. Cincinnati (9/29)
- Notched seven total tackles (four solo) and one interception vs. Detroit (10/13)
- Set a career high with nine solo tackles at Kansas City (10/27)
- Recorded eight tackles and matched a career high with two INTs, including one returned 44 yards for a TD vs. Chicago (12/15)
- Finished with six total tackles (three solo) and one interception at Pittsburgh (12/29)

2012 SEASON (Browns):

- Recorded 29 total tackles (23 solo), one INT, one PD and four total special teams tackles in 10 games played as a rookie
- Registered four total tackles (three solo) and a career-high two special teams tackles vs. Buffalo (9/23)
- Notched two total tackles (one solo) and his first-career interception vs. Kansas City (12/9)

TRANSACTIONS:

- **04/30/2020:** Signed by the Bears/UFA (one-year contract through 2020)
- **04/27/2020:** Released by the Texans
- **03/12/2019:** Signed by the Texans (three-year contract through 2021)
- **03/08/2019:** Released by the Jaguars
- **03/10/2016:** Signed by the Jaguars/UFA (five-year contract through 2020)
- **06/12/2015:** Re-signed/RFA by the Browns
- **05/09/2012:** Signed by the Browns (undrafted free agent)

COLLEGE:

- Played four seasons (2008-11) at the University of Wyoming in Laramie, Wyo.
- Started all 50 games of his career, recording 250 tackles (179 solo), nine INTs and eight TFL
- Talled the fourth-most career interceptions (nine) in program history
- Played in 38 games in the same defensive backfield as his brother, Marcell

PERSONAL:

- Attended Kimball High School in Dallas, where he received all-state honorable mention honors; was named the 4A District 14 Dallas City League MVP and was named first-team all-district as both a cornerback and returner during his senior season in 2007
- Also lettered in basketball and track
- One of six children; father and all three brothers played Division I college football
- Has a son, Tashaun Jr., and daughter, Nala
- Aspires to start an Alzheimer's awareness charity, as the disease has affected his family
- Graduated with a degree in communications after finishing coursework during the offseason in 2015

GIPSON SR.

TASHAUN GIPSON SR.'S NFL REGULAR SEASON DEFENSIVE STATISTICS

DATE	TEAM	TACKLES										INTERCEPTIONS				O. FUMB			ST			MISC					
		GP	GS	TK	S	A	TFL	YDS	SK	YDS	QBH	NO	YDS	LG	TD	PD	FF	FR	YDS	TK	S	A	FF	FR	S	A	
2012	Browns	10	3	29	23	6	0	0	0.0	0.0	0	1	23	23	0	1	0	0	0	4	3	1	0	0	0	0	0
2013	Browns	16	15	95	63	32	2	4	0.0	0.0	0	5	143	44t	1	12	0	0	0	0	0	0	0	0	0	0	0
2014	Browns	12	11	52	28	24	2	2	0.0	0.0	0	6	158	62t	1	8	1	0	0	0	0	0	0	0	0	0	0
2015	Browns	13	13	60	42	18	2	5	0.0	0.0	0	2	0	0	0	2	0	0	0	0	0	0	0	0	0	0	0
2016	Jaguars	16	16	41	34	7	0	0	0.0	0.0	0	1	30	30	0	2	0	0	0	0	0	0	0	0	0	0	0
2017	Jaguars	16	16	64	53	11	4	15	0.0	0.0	0	4	83	67	0	7	0	1	0	0	0	0	0	0	0	0	0
2018	Jaguars	16	16	54	44	10	1	0	0.0	0.0	1	1	7	8	0	7	0	0	0	0	0	0	0	0	0	0	0
2019	Texans	14	14	51	37	14	2	2	0.0	0.0	3	3	105	79t	1	8	0	0	0	0	0	0	0	0	0	0	0
NFL TOTALS		113	104	446	324	122	13	28	0.0	0.0	4	23	549	79t	3	47	1	1	0	4	3	1	0	0	0	0	0

TASHAUN GIPSON SR.'S NFL POSTSEASON DEFENSIVE STATISTICS

DATE	TEAM	TACKLES										INTERCEPTIONS				O. FUMB			ST			MISC						
		GP	GS	TK	S	A	TFL	YDS	SK	YDS	QBH	NO	YDS	LG	TD	PD	FF	FR	YDS	TK	S	A	FF	FR	S	A		
2017	Jaguars	3	3	7	6	1	0	0	0.0	0.0	0	0	0	0	0	0	0	0	0	0	0	0	0	0	0	0	0	0
2019	Texans	0	0	0	0	0	0	0	0.0	0.0	0	0	0	0	0	0	0	0	0	0	0	0	0	0	0	0	0	
NFL TOTALS		3	3	7	6	1	0	0	0.0	0.0	0	0	0	0	0	0	0	0	0	0	0	0	0	0	0	0	0	

SINGLE-GAME HIGHS: DEFENSIVE

- Total Tackles** 9 at Seattle Seahawks, Dec 20, 2015
...4 more at 9.
- Passes Defended** 3 vs. Cincinnati Bengals, Sep 29, 2013
- Forced Fumbles** 1 at Cincinnati Bengals, Nov 06, 2014
- Fumble Recoveries** 1 vs. Los Angeles Chargers, Nov 12, 2017

- Tackles For Loss** 2 at Tennessee Titans, Dec 31, 2017
...1 more at 2.
- Interceptions** 2 at Pittsburgh Steelers, Oct 08, 2017
...2 more at 2.
- Interception Return Yards** 79 vs. Atlanta Falcons, Oct 06, 2019
...1 more at 79.
- Special Teams Tackles** 2 vs. Buffalo Bills, Sep 23, 2012

SINGLE-GAME HIGHS - POSTSEASON: DEFENSIVE

- Total Tackles** 5 vs. Buffalo Bills, Jan 07, 2018



JIMMY GRAHAM

81

TIGHT END

Ht: 6-7
DOB: 11/24/86 (33)
Bears Season: 1
Acquired: UFA-20 (GB)

Wt: 265
College: Miami (FL)
NFL Season: 11

11 13 14 16 17

PRO CAREER:

- Five-time Pro Bowler (2011, 2013, 2014, 2016, 2017)
- 2013 *Associated Press*, PFWA and *Sporting News* All-Pro after leading all NFL tight ends with 86 catches, 1,215 yards and 16 TDs
- Ranks No. 1 among NFL tight ends since 2010 with 7,883 receiving yards and No. 2 in receptions (649) and receiving TDs (74)
- Ranks No. 4 in NFL history among tight ends with 74 career TD catches and ranks No. 3 in the league in TD receptions among all players since entering the NFL in 2010
- Led all NFL tight ends in receptions in 2011 (99) and 2013 (86)
- Led all NFL tight ends with 14.2 yards per catch in 2016 as a member of the Seattle Seahawks
- Is the only tight end in league history to have two seasons with 1,200-plus receiving yards and 10-plus receiving TDs (2011, 2013) and is the only TE to register four consecutive seasons with 85-plus catches (2011-14)
- Has four seasons with 10-plus TDs, tied for No. 2 (Antonio Gates) in league annals among TEs behind only Rob Gronkowski (5)
- Has recorded 60 career TD receptions in the red zone, which ranks No. 1 in the league since 2010
- Has posted 18 games with 100-plus receiving yards in his career
- Joins Jared Cook (four teams) and Benjamin Watson (three) as the only TEs in league history to register a 100-yard receiving game with three or more franchises
- Has registered 10-plus catches in a game five times in his career
- Holds career records among tight ends for receptions, receiving yards and receiving TDs for both the Saints (386 catches for 4,752 yards and 51 TDs) and the Seahawks (170 catches for 2,048 yards and 18 TDs)
- Registered 1,310 receiving yards with the Saints in 2011, the second most in NFL history by a TE to that point behind only Gronkowski (1,327 in 2011), and posted 16 TD catches for New Orleans in 2013, No. 2 in a season among TEs behind only Gronkowski (17 in 2011)
- Led the Saints in receptions in four consecutive seasons (2011-14)
- Has played 15+ games in nine of his 10 years in the league, including seven seasons playing all 16 games
- Has been ranked among the NFL's Top 100 players four times (2012, 2014, 2015, 2018)

2019 SEASON (Packers):

- Played in all 16 regular season games with 10 starts, catching 38 passes for 447 yards (11.8 avg) and three touchdowns
- Recorded a season-high six catches for 61 yards (10.2 avg) and a touchdown vs. Philadelphia
- Recorded four catches for 65 yards and a touchdown vs. Oakland
- Played in both playoff games with one start in the divisional round win over the Seahawks where he caught three passes for 49 yards
- Caught four passes for 59 yards, including a long of 42, in the NFC championship game at San Francisco

2018 SEASON (Packers):

- Played in all 16 games with 12 starts and ranked No. 2 on the team with 55 receptions for 636 yards (11.6 avg.) and two TDs
- Was tied for No. 2 on the team in receptions of 20-plus yards with seven
- Among TEs, ranked No. 9 in the league in receiving yards and receptions and No. 10 in yards per catch
- His 636 receiving yards were the most by a Green Bay TE since Jermichael Finley's 667 yards in 2012
- Led the team with 95 receiving yards on six receptions (15.8 avg.) vs. Minnesota, his best single-game receiving-yardage total since Nov. 7, 2016, when he was with Seattle (103 yards on eight catches vs. Buffalo).
- Registered a season-high 104 yards receiving on five catches (20.8 avg.) vs. San Francisco, his first 100 yard receiving game since Nov. 7, 2016, vs. Buffalo when he was with the Seahawks; posted a 54-yard reception late in the first quarter, the third-longest catch of his career and his longest since a 56-yard TD grab with the Saints at Tampa Bay on Sept. 15, 2013

2017 SEASON (Seahawks):

- Appeared in all 16 games with 10 starts and posted 57 receptions for 520 yards (9.1 avg.) and 10 TDs
- Led all NFL tight ends in TD catches on his way to earning Pro Bowl honors for the fifth time in his career; all 10 of his TD receptions came in the red zone, the most in the league among all players
- Caught nine TD passes in Weeks 5-13, the most in the league over that span
- Registered a season-high seven catches for a season-best 72 yards (10.3 avg.) at Tennessee
- Hauled in three passes for 51 yards (17.0 avg.) and a TD at the Giants
- Matched his season high with seven catches for 58 yards (8.3 avg.) and a TD vs. the Falcons

2016 SEASON (Seahawks):

- Played in all 16 games and set Seattle single-season franchise records for receptions (65) and receiving yards (923) by a tight end
- Ranked No. 1 among NFL tight ends in yards per catch (career-high 14.2 average) and No. 3 in receiving yards
- Recorded three 100-yard receiving games, which tied for No. 2 in the NFL among TEs
- Was selected to his fourth career Pro Bowl
- Also started both playoff games, hauling in six passes for 59 yards (9.8 avg.) and a TD
- Caught six passes for 100 yards (16.7 avg.) vs. San Francisco, including an 18-yard TD grab in the second quarter
- Eclipsed the 100-yard receiving mark for the second straight game at the Jets, hauling in six passes for a season-high 113 yards
- Posted a season-high eight receptions for 103 yards (12.9 avg.) and two TDs at the Bills, becoming the first TE in team history to register eight-plus catches, 100-plus receiving yards and two TD catches in a game

2015 SEASON (Seahawks):

- Started all 11 games he appeared in; saw his first season in Seattle cut short when he was placed on IR (knee) on Nov. 30
- Caught 48 passes for 605 yards (12.6 avg.) and two TDs; ranked No. 6 in the league among TEs in receiving yards through Week 12
- Caught six passes for 51 yards (8.5 avg.) and a TD in his Seattle debut at St. Louis
- Hauled in seven passes for 83 yards (11.9 avg.) vs. Chicago, highlighted by a 30-yard TD catch in the third quarter
- Tied a single-game franchise record (Charle Young, Oct. 9, 1983) among TEs with 140 receiving yards on a season-best eight catches (17.5 avg.) vs. Carolina, the third-best yardage output of his career

2014 SEASON (Saints):

- Appeared in all 16 games with 13 starts for the Saints and caught 85 passes for 889 yards (10.5 avg.) and 10 TDs on his way to earning Pro Bowl honors for the third time in his career
- Became the first TE in league history to register four consecutive seasons with 85-plus receptions
- Ranked No. 2 in the league among TEs in receptions, No. 4 in TD catches and No. 5 in receiving yards
- Had two games with 10-plus catches, tied for No. 1 in the NFL among tight ends
- Matched his career high with 10 receptions for 118 yards (11.8 avg.) and two TDs at Cleveland, with nine of his catches picking up first downs, a career best
- Tied his career high with 10 catches for 76 yards (7.6 avg.) and two TDs vs. SF, becoming the first TE in league history to post two games with 10-plus receptions/two TD catches in a season
- Registered his third game on the season with two TD catches as part of a six-catch, 47-yard effort (7.8 avg.) vs. Baltimore

2013 SEASON (Saints):

- Played in all 16 games with 12 starts and posted a team-high 86 receptions for 1,215 yards (14.1 avg.) and a career-high 16 TDs
- Led the league in TD catches and ranked No. 1 among TEs in receptions and receiving yards; his TD total was the second most in NFL history by a TE behind only Gronkowski's 17 in 2011
- Posted a career-high five games with two TD catches
- Tied the franchise single-season record with six 100-yard receiving games, which was also tied for No. 1 at the time among TEs in league annals
- Was named first-team All-Pro by AP and was selected to his second career Pro Bowl
- Was named the NFC Offensive Player of the Month for September, becoming the first TE in NFL history to earn the honor
- During a four-game stretch (Weeks 2-5), totaled 548 receiving yards, which was the most by a TE over a four-game span in a single season in league history to that point
- Played in both playoff contests with one start and caught four passes for 52 yards (13.0 avg.)

2012 SEASON (Saints):

- Appeared in 15 games with nine starts and posted a team-high 85 catches for 982 yards (11.6 avg.) and nine TDs
- Was tied for No. 2 in the NFL among TEs in TD catches, ranked No. 2 in receiving yards and ranked No. 3 in receptions
- Led the league in TD catches and ranked No. 2 in receiving yards and ranked No. 3 in receptions
- Posted four receptions for 16 yards (4.0 avg.) and a TD vs. Kansas City, giving him a TD catch in six consecutive games dating back to 2011; that stretch set a franchise record for the most consecutive games with a TD catch and tied the second-longest streak among TEs since the 1970 AFL-NFL merger
- Led the team with a season-high 146 yards and two TDs on seven receptions (20.9 avg.) vs. the Falcons, with all seven catches picking up first downs
- Registered a team-high nine receptions for 115 yards (12.8 avg.) and a TD vs. Carolina

2011 SEASON (Saints):

- Played in all 16 games with 11 starts and posted a career-high 99 receptions for a career-best 1,310 yards (13.2 avg.) and 11 TDs
- The 99 catches were the most in a season in franchise history to that point, and his receiving-yardage total was the second most in NFL history by a tight end
- Was selected to his first career Pro Bowl and earned second-team AP All-Pro recognition
- Team winner of the Ed Block Courage Award
- Started both postseason contests, posting 12 receptions for 158 yards (13.2 avg.) and a team-high three TDs
- Hauled in four passes for 100 yards (25.0 avg.) and a TD vs. Houston
- Posted a career-high 10 receptions for 132 yards and a TD at Jacksonville, highlighted by a career-long 59-yard catch
- Led the team with eight catches for 129 yards (16.1 avg.) at Carolina
- Tied an NFL record for TEs by posting his fourth straight 100-yard receiving effort, recording 124 yards on seven catches at TB
- Caught six passes for 54 yards and two TDs vs. the Colts as the Saints set a single-game franchise record for points in the 62-7 win
- In his postseason debut vs. Detroit, caught seven passes for 55 yards and a TD, setting a club playoff record for receptions

2010 SEASON (Saints):

- Appeared in 15 games with five starts as a rookie, posting 31 receptions for 356 yards (11.5 avg.) and five TDs
- Caught four of his TDs in a three-week span (Weeks 15-17)
- Made his first career start at Arizona (Oct. 10) as the Saints opened up with two TEs
- Posted his first NFL catch at Tampa Bay (Oct. 17), an 11-yard grab from Brees in the second quarter

TRANSACTIONS:

- **03/18/2020:** Signed by the Bears/UFA (two-year contract through 2021)
- **03/12/2020:** Released by the Packers
- **03/16/2018:** Signed by the Packers/UFA (three-year contract through 2020)
- **03/10/2015:** Traded to the Seahawks (for C Max Unger, 2015 1st-round pick)
- **07/15/2014:** Re-signed by the Saints (four-year contract through 2017)
- **03/03/2014:** Designated franchise player
- **07/28/2010:** Signed by the Saints/draft choice (four-year contract)

COLLEGE:

- Played football for one season at Miami (Fla.) and four seasons of basketball; was a two-time Atlantic Coast Conference All-Academic selection
- Earned a business degree with a double major in marketing and management
- Senior season (2009): Appeared in 13 games with one start in his lone season of football with the Hurricanes; caught 17 passes for 213 yards (12.5 avg.) and ranked No. 2 on the team with five TD catches
- 2005-09: Lettered four times in basketball for the Hurricanes, appearing in 120 games with 40 starts and averaging 4.2 points per game and 4.2 rebounds per game
- Ranked No. 8 in school history at the end of his career with 104 blocked shots and No. 2 on the team as a senior with an average of 5.9 rebounds per game

PERSONAL:

- Earned his pilot's license in 2011; has earned several ratings and flies aerobatics, seaplanes and helicopters
- Attended Charis Preparatory Academy in Wilson, N.C., where he played basketball, football, baseball and tennis
- Earned honorable mention All-American recognition from Street and Smith in addition to earning all-state and all-conference honors
- As a senior, averaged 20.7 points, 13.8 rebounds and 4.6 blocks per game; averaged 18.2 points and 15.1 rebounds per game as a junior

JIMMY GRAHAM'S NFL REGULAR SEASON RUSHING/RECEIVING STATISTICS

DATE	TEAM	RECEIVING							RUSHING				
		GP	GS	NO.	YDS	AVG	LG	TD	NO.	YDS.	AVG.	LG	TD
2010	Saints	15	5	31	356	11.5	52	5	1	3	3.0	3	0
2011	Saints	16	11	99	1,310	13.2	59	11	0	0	0.0	0	0
2012	Saints	15	9	85	982	11.6	46	9	0	0	0.0	0	0
2013	Saints	16	12	86	1,215	14.1	56t	16	0	0	0.0	0	0
2014	Saints	16	13	85	889	10.5	29	10	0	0	0.0	0	0
2015	Seahawks	11	11	48	605	12.6	45	2	0	0	0.0	0	0
2016	Seahawks	16	15	65	923	14.2	42	6	1	0	0.0	0	0
2017	Seahawks	16	13	57	520	9.1	33	10	0	0	0.0	0	0
2018	Packers	16	12	55	636	11.6	54	2	0	0	0.0	0	0
2019	Packers	16	10	38	447	11.8	48	3	0	0	0.0	0	0
NFL TOTALS		153	111	649	7,883	12.1	59	74	2	3	1.5	3	0

JIMMY GRAHAM'S NFL POSTSEASON RUSHING/RECEIVING STATISTICS

DATE	TEAM	RECEIVING							RUSHING				
		GP	GS	NO.	YDS	AVG	LG	TD	NO.	YDS.	AVG.	LG	TD
2010	Saints	0	0	0	0	0.0	0	0	0	0	0.0	0	0
2011	Saints	2	2	12	158	13.2	66t	3	0	0	0.0	0	0
2013	Saints	2	1	4	52	13.0	21	0	0	0	0.0	0	0
2016	Seahawks	2	2	6	59	9.8	14	1	0	0	0.0	0	0
2019	Packers	2	1	7	108	15.4	42	0	0	0	0.0	0	0
NFL TOTALS		8	6	29	377	13.0	66t	4	0	0	0.0	0	0

SINGLE-GAME HIGHS: RUSHING/RECEIVING

Rush Attempts

1 vs. Los Angeles Rams, Dec 15, 2016
...1 more at 1.

Rushing Yards

3 vs. Carolina Panthers, Oct 03, 2010

Longest Runs

3 vs. Carolina Panthers, Oct 03, 2010

Receptions

10 vs. San Francisco 49ers, Nov 09, 2014
...4 more at 10.

Receiving Yards

179 at Tampa Bay Buccaneers, Sep 15, 2013

Longest Receptions
Receiving TDs

59 at Jacksonville Jaguars, Oct 02, 2011
2 at Arizona Cardinals, Nov 09, 2017
...14 more at 2.

All-purpose yards
Most TDs

179 at Tampa Bay Buccaneers, Sep 15, 2013
2 at Arizona Cardinals, Nov 09, 2017
...14 more at 2.

SINGLE-GAME HIGHS - POSTSEASON: RUSHING/RECEIVING

Receptions

7 vs. Detroit Lions, Jan 07, 2012

Receiving Yards

103 at San Francisco 49ers, Jan 14, 2012

Longest Receptions

66t at San Francisco 49ers, Jan 14, 2012

Receiving TDs

2 at San Francisco 49ers, Jan 14, 2012

All-purpose yards

103 at San Francisco 49ers, Jan 14, 2012

Miscellaneous Tackles

1 at San Francisco 49ers, Jan 19, 2020

Most TDs

2 at San Francisco 49ers, Jan 14, 2012

100-YARD RECEIVING GAMES (18): REGULAR SEASON

DATE	TEAM	NO.	YDS.	AVG.	LG	TD
09/25/11	TEXANS	4	100	25.0	32	1
10/02/11	at Jaguars	10	132	13.2	59	1
10/09/11	at Panthers	8	129	16.1	30	0
10/16/11	at Buccaneers	7	124	17.7	43	0
11/11/12	FALCONS	7	146	20.9	46	2
12/30/12	PANTHERS	9	115	12.8	27	1
09/15/13	at Buccaneers	10	179	17.9	56t	1
09/22/13	CARDINALS	9	134	14.9	29	2
09/30/13	DOLPHINS	4	100	25.0	43t	2
10/06/13	at Bears	10	135	13.5	38	0
11/03/13	at Jets	9	116	12.9	51t	2
11/21/13	at Falcons	5	100	20.0	44t	1
09/14/14	at Browns	10	118	11.8	23	2
10/18/15	PANTHERS	8	140	17.5	45	0
09/25/16	49ERS	6	100	16.7	40	1
10/02/16	at Jets	6	113	18.8	27	0
11/07/16	BILLS	8	103	12.9	18t	2
10/15/18	49ERS	5	104	20.8	54	0

100-YARD RECEIVING GAMES (1): POSTSEASON

DATE	TEAM	NO.	YDS.	AVG.	LG	TD
01/14/12	at 49ers	5	103	20.6	66t	2



DEMETRIUS HARRIS

86

TIGHT END

Ht: 6-7
DOB: 7/29/91 (29)
Bears Season: 1
Acquired: UFA-20 (CLE)

Wt: 230
College: UW-Milwaukee
NFL Season: 7

PRO CAREER:

- Comes to Chicago following stops with the Cleveland Browns (2019) and Kansas City Chiefs (2014-18)
- A seven-year veteran, Harris' career numbers include 86 games played (39 starts), 72 catches for 754 yards (10.5 avg) and nine touchdowns

2019 SEASON (Browns):

- Appeared in 15 games with six starts with the Browns
- Recorded 15 catches for 149 yards (9.9. avg.) and three touchdowns
- Caught at least one pass in 10 of 15 games
- Hauled in a 21-yard touchdown pass at New England
- Also caught touchdown passes at home against the Rams and Ravens

2018 SEASON (Chiefs):

- Started four of 11 games, posting 12 receptions for 164 yards and three touchdowns
- Started one of two postseason games
- Caught two passes for a season-high 59 yards at Denver
- Registered season highs with three receptions in back-to-back games at Oakland and versus Baltimore

2017 SEASON (Chiefs):

- Played all 16 games with seven starts, adding career highs in receptions (18) and receiving yards (224) with one touchdown
- Recorded postseason career highs with two catches for 22 yards in the playoffs
- Caught his lone touchdown pass of the season at New England
- Notched a season-high four receptions at Miami
- Caught three passes for a season-high 73 yards at Denver

2016 SEASON (Chiefs):

- Appeared in every game with 11 starts
- Caught 17 passes for 123 yards and a score
- Played in one postseason contest
- Recovered a fumble on special teams and returned it 27 yards for a touchdown at the Jets
- Posted seasons highs with six receptions for 37 yards and a touchdown vs. Denver

2015 SEASON (Chiefs):

- Played in all 16 regular season games for the first time in his career with nine starts
- Caught seven passes for 74 yards and a touchdown
- Made his postseason debut in two games, along with one start, and added a 10-yard reception

2014 SEASON (Chiefs):

- Saw action in eight games with three starts
- Tallied three receptions for 20 yards
- Finished the season on the injured reserve list with an ankle injury
- Made NFL debut at Denver where he caught his first career pass for 10 yards

2013 SEASON (Chiefs):

- Spent the majority of the season on the Chiefs' practice squad

TRANSACTIONS:

- **02/20/2020:** Signed by Chicago/UFA (one-year contract through 2020)
- **02/17/2020:** Released by Cleveland
- **03/14/2019:** Signed by Cleveland/UFA (two-year contract through 2020)
- **03/11/2015:** Re-signed by Kansas City/EFA
- **01/06/2014:** Signed to Chiefs active roster
- **09/01/2013:** Signed to Chiefs practice squad
- **08/31/2013:** Released by Chiefs
- **05/01/2013:** Signed by Chiefs/UDFA

COLLEGE:

- Played basketball for UW-Milwaukee, serving as the team's power forward
- Originally signed on to play football at Arkansas State after high school but then decided to pursue his basketball career
- As a senior, he led the team in rebounding and finished ninth in the league in field goal percentage

PERSONAL:

- Attended Jacksonville (Ark.) High School where he was an all-state football and basketball player
- Won a state title in basketball

DEMETRIUS HARRIS' NFL REGULAR SEASON RUSHING/RECEIVING STATISTICS

DATE	TEAM	RECEIVING								RUSHING				
		GP	GS	NO.	YDS	AVG	LG	TD	NO.	YDS.	AVG.	LG	TD	
2013	Chiefs	0	0	0	0	0.0	0	0	0	0	0.0	0	0	
2014	Chiefs	8	3	3	20	6.7	10	0	0	0	0.0	0	0	
2015	Chiefs	16	9	7	74	10.6	25	1	0	0	0.0	0	0	
2016	Chiefs	16	11	17	123	7.2	13	1	0	0	0.0	0	0	
2017	Chiefs	16	7	18	224	12.4	51	1	0	0	0.0	0	0	
2018	Chiefs	15	3	12	164	13.7	35	3	0	0	0.0	0	0	
2019	Browns	15	6	15	149	9.9	23	3	0	0	0.0	0	0	
NFL TOTALS		86	39	72	754	10.5	51	9	0	0	0.0	0	0	

DEMETRIUS HARRIS' NFL POSTSEASON RUSHING/RECEIVING STATISTICS

DATE	TEAM	RECEIVING								RUSHING				
		GP	GS	NO.	YDS	AVG	LG	TD	NO.	YDS.	AVG.	LG	TD	
2015	Chiefs	2	1	1	10	10.0	10	0	0	0	0.0	0	0	
2016	Chiefs	1	0	0	0	0.0	0	0	0	0	0.0	0	0	
2017	Chiefs	1	0	2	22	11.0	13	0	0	0	0.0	0	0	
2018	Chiefs	2	1	1	2	2.0	2	0	0	0	0.0	0	0	
NFL TOTALS		6	2	4	34	8.5	13	0	0	0	0.0	0	0	

SINGLE-GAME HIGHS: RUSHING/RECEIVING

Receptions

6 vs. Denver Broncos, Dec 25, 2016

Receiving Yards

73 at Denver Broncos, Dec 31, 2017

Longest Receptions

51 at Denver Broncos, Dec 31, 2017

Receiving TDs

1 vs. Baltimore Ravens, Dec 22, 2019

...8 more at 1.

All-purpose yards

73 at Denver Broncos, Dec 31, 2017

Kickoff Returns

1 vs. Jacksonville Jaguars, Oct 07, 2018

...1 more at 1.

Kickoff Return Yards

19 vs. New Orleans Saints, Oct 23, 2016

Longest Kickoff Return

19 vs. New Orleans Saints, Oct 23, 2016

Special Teams Tackles

1 at Baltimore Ravens, Sep 29, 2019

...11 more at 1.

Miscellaneous Tackles

1 at New England Patriots, Oct 14, 2018

Most TDs

1 vs. Baltimore Ravens, Dec 22, 2019

...9 more at 1.

SINGLE-GAME HIGHS - POSTSEASON: RUSHING/RECEIVING

Receptions

2 vs. Tennessee Titans, Jan 06, 2018

Receiving Yards

22 vs. Tennessee Titans, Jan 06, 2018

Longest Receptions

13 vs. Tennessee Titans, Jan 06, 2018

All-purpose yards

25 vs. Pittsburgh Steelers, Jan 15, 2017

Kickoff Returns

1 vs. New England Patriots, Jan 20, 2019

...1 more at 1.

Kickoff Return Yards

25 vs. Pittsburgh Steelers, Jan 15, 2017

Longest Kickoff Return

25 vs. Pittsburgh Steelers, Jan 15, 2017

Special Teams Tackles

1 at New England Patriots, Jan 16, 2016



**AKEM
HICKS**

96

Ht: 6-4
DOB: 11/16/89 (30)
Bears Season: 5
Acquired: UFA-16 (NE)

Wt: 352
College: Regina
NFL Season: 9

DEFENSIVE TACKLE

PRO CAREER:

- Finished his fourth season with the Bears and eighth overall in 2019
- Earned his first career Pro Bowl selection in 2018
- Has started 86-of-114 contests with 313 tackles, 33.5 sacks, 61 TFLs, nine pass breakups, six forced fumbles and five fumble recoveries with the Saints (2012-15), Patriots (2015) and Bears (2016-19)

HONORS:

- **2019:** Ranked No. 39 on NFL's Top 100 list
- **2018:** Named to the Pro Bowl (DT)
- **2016:** Named Week 13 NFC Defensive Player of the Week

2019 SEASON (Bears):

- Started five games in which he played, recording 10 tackles, 1.0 sack, one fumble recovery and one TFL
- Placed on Injured Reserve on 10/15
- Activated from Injured Reserve on 12/14 and recorded four tackles and two QBH in Week 15 at GB

2018 SEASON (Bears):

- Name to his first Pro Bowl after starting 16 games and recording 55 tackles, 7.5 sacks, 12 tackles for loss, five pass breakups and three forced fumbles
- Recorded a career-high five tackles for loss vs. MIN (11/18)
- Scored on a one-yard touchdown run at NYG (12/2)
- Led team in tackles for loss and was second on the team in sacks
- Recorded four tackles and one tackle for loss in Wild Card playoff game vs. PHI (1/6/19)

2017 SEASON (Bears):

- Started all 16 games, recording 54 tackles, 15 TFLs, 2 fumble recoveries and a career-high 8.5 sacks for a loss of 57 yards

2016 SEASON (Bears):

- Started all 16 games at DE, setting a career-high in tackles (71), sacks (7), pass breakups (3) and forced fumbles (2), 5 TFLs and recovered 1 fumble
- Only defensive player to start every game

2015 SEASON (Saints/Patriots):

- Appeared in 16 games, making 3 starts with the Patriots and Saints
- Posted 23 tackles, 3 sacks, 5 TFLs and 1 FR
- All 3 starts came with New Orleans, where he collected 2 assisted tackles
- In 13 games with New England, notched 21 tackles, 3 sacks, 5 TFLs and 1 FR
- Saw action in 2 playoff games, posting 3 tackles and 1 TFL

2014 SEASON (Saints):

- Started 14-of-15 games, posting 41 tackles, 2 sacks and 7 TFLs
- Placed on Injured Reserve prior the season finale

2013 SEASON (Saints):

- Started 16-of-16 games for the first time in his career
- Posted then career-highs in tackles (56), sacks (4.5) and TFLs (8)
- Fifty-six (56) tackles were the most among the Saints defensive front
- Started both of the Saints' postseason contests, notching 7 tackles and 0.5 sacks

2012 SEASON (Saints):

- Appeared in 14 games with the Saints as a rookie, tallying 20 tackles, 1 pass breakup, 2 TFLs and 1 forced fumble

TRANSACTIONS:

- **09/09/2017:** Re-signed with the Bears (four-year extension through 2021)
- **03/13/2016:** Signed/UFA with the Bears (two-year contract through 2017)
- **10/01/2015:** Traded to New England Patriots
- **06/28/2012:** Signed/draft choice with the Saints (four-year contract through 2015)

COLLEGE:

- Started all 16 games from 2010-11 at Regina in Canada, recording 76 tackles, 8 sacks, 4 forced fumbles and 13 TFLs
- Attended LSU in 2009 but did not play
- At Sacramento City College from 2007-08, where he was an All-American as a sophomore, posted 65 tackles in 17 games

PERSONAL:

- A native of Sacramento, Calif., Hicks was born in Elk Grove and attended Del Campo High School in Fair Oaks

AKIEM HICKS' NFL REGULAR SEASON DEFENSIVE STATISTICS

DATE	TEAM	GP	GS	TACKLES								INTERCEPTIONS				O. FUMB			ST				MISC				
				TK	S	A	TFL	YDS	SK	YDS	QBH	NO	YDS	LG	TD	PD	FF	FR	YDS	TK	S	A	FF	FR	S	A	
2012	Saints	14	0	20	10	10	2	0	0.0	0.0	4	0	0	0	0	1	1	0	0	0	0	0	0	0	0		
2013	Saints	16	16	56	29	27	8	32	4.5	27.5	5	0	0	0	0	0	0	0	0	0	0	0	0	0			
2014	Saints	15	14	41	27	14	7	25	2.0	16.0	7	0	0	0	0	0	0	0	0	0	0	0	0	0			
2015	Saints	3	3	2	0	0	0	0	0.0	0.0	0	0	0	0	0	0	0	0	0	0	0	0	0	0			
Went from New Orleans to New England.																											
2015	Patriots	13	0	21	9	12	5	13	3.0	12.0	7	0	0	0	0	0	0	1	0	0	0	0	0	0	0		
2015	TOTAL	16	3	23	9	14	5	13	3.0	12.0	7	0	0	0	0	0	0	1	0	0	0	0	0	0	0		
2016	Bears	16	16	54	36	18	11	54	7.0	49.0	17	0	0	0	0	2	2	1	0	0	0	0	0	0	0		
2017	Bears	16	16	54	39	15	15	67	8.5	57.0	20	0	0	0	0	0	2	0	0	0	0	0	0	0	0		
2018	Bears	16	16	55	41	14	12	48	7.5	65.5	16	0	0	0	0	5	3	0	0	0	0	0	0	0	0		
2019	Bears	5	5	10	10	0	1	8	1.0	8.0	5	0	0	0	0	0	1	0	0	0	0	0	0	0	0		
NFL TOTALS		114	86	313	201	112	61	247	33.5	235.0	81	0	0	0	0	8	6	5	0	0	0	0	0	0	0		

AKIEM HICKS' NFL POSTSEASON DEFENSIVE STATISTICS

DATE	TEAM	GP	GS	TACKLES								INTERCEPTIONS				O. FUMB			ST				MISC		
				TK	S	A	TFL	YDS	SK	YDS	QBH	NO	YDS	LG	TD	PD	FF	FR	YDS	TK	S	A	FF	FR	S
2013	Saints	2	2	7	3	4	0	0	0.5	4.0	1	0	0	0	0	0	0	0	0	0	0	0	0	0	0
2015	Patriots	2	0	3	1	2	1	1	0.0	0.0	0	0	0	0	0	0	0	0	0	0	0	0	0	0	0
2018	Bears	1	1	4	3	1	1	1	0.0	0.0	1	0	0	0	0	0	0	0	0	0	0	0	0	0	0
NFL TOTALS		5	3	14	7	7	2	2	0.5	4.0	2	0	0	0	0	0	0	0	0	0	0	0	0	0	0

SINGLE-GAME HIGHS: DEFENSIVE

Total Tackles
Sacks

10 vs. San Francisco 49ers, Dec 04, 2016
2.0 vs. Minnesota Vikings, Oct 09, 2017
...4 more at 2.0.

Passes Defensed

3 at San Francisco 49ers, Dec 23, 2018

Forced Fumbles

1 at Miami Dolphins, Oct 14, 2018
...5 more at 1.

Fumble Recoveries

1 at Washington Redskins, Sep 23, 2019
...4 more at 1.

Tackles For Loss

5 vs. Minnesota Vikings, Nov 18, 2018

SINGLE-GAME HIGHS - POSTSEASON: DEFENSIVE

Total Tackles

4 vs. Philadelphia Eagles, Jan 06, 2019
...1 more at 4.

Sacks

0.5 at Philadelphia Eagles, Jan 04, 2014

Tackles For Loss

1 vs. Philadelphia Eagles, Jan 06, 2019
...1 more at 1.



J.P. HOLTZ

81

TIGHT END

Ht: 6-3
DOB: 8/28/93 (26)
Bears Season: 2
Acquired: WFA-19 (WAS)

Wt: 255
College: Pittsburgh
NFL Season: 5

HOLTZ

PRO CAREER:

- Has played in 15 career games with seven starts; has caught seven passes for 91 yards

2019 SEASON (Bears):

- Appeared in one game as a reserve for the Washington Redskins before being waived, then claimed by the Bears, inactive for Week 2
- Appeared in 14 games (seven starts) for the Bears, catching seven passes for 91 yards
- Caught a season-high three passes for 56 yards, including a 30-yarder, in the Week 14 win over the Cowboys

KEY TRANSACTIONS:

- **09/11/2019:** Acquired from waivers from Redskins
- **09/10/2019:** Cut by Redskins
- **09/07/2019:** Promoted to active roster from the practice squad
- **09/01/2019:** Signed to Redskins practice squad
- **08/31/2019:** Cut by Redskins
- **12/29/2018:** Promoted to active roster from the practice squad
- **09/05/2018:** Signed to Redskins practice squad
- **09/01/2018:** Cut by Redskins
- **08/11/2018:** Signed by Redskins
- **10/10/2017:** Released from Browns practice squad
- **09/03/2017:** Signed to Browns practice squad
- **09/02/2017:** Cut by Browns
- **01/02/2017:** Signed by Browns
- **12/20/2016:** Signed to Browns practice squad
- **09/03/2016:** Cut by Browns
- **05/05/2016:** Signed by Browns

J.P. HOLTZ'S NFL REGULAR SEASON RUSHING/RECEIVING STATISTICS

DATE	TEAM	GP	GS	RECEIVING					RUSHING				
				NO.	YDS	AVG	LG	TD	NO.	YDS.	AVG.	LG	TD
2017	Browns	0	0	0	0	0.0	0	0	0	0	0	0	0
2018	Redskins	0	0	0	0	0.0	0	0	0	0	0.0	0	0
2019	Redskins	1	0	0	0	0.0	0	0	0	0	0.0	0	0
Went from Washington to Chicago.													
2019	Bears	14	7	7	91	13.0	30	0	0	0	0.0	0	0
2019	TOTAL	15	7	7	91	13.0	30	0	0	0	0.0	0	0
NFL TOTALS		15	7	7	91	13.0	30	0	0	0	0.0	0	0

SINGLE-GAME HIGHS: RUSHING/RECEIVING

Receptions 3 vs. Dallas Cowboys, Dec 05, 2019
Receiving Yards 56 vs. Dallas Cowboys, Dec 05, 2019
Longest Receptions 30 vs. Dallas Cowboys, Dec 05, 2019
All-purpose yards 56 vs. Dallas Cowboys, Dec 05, 2019

Kickoff Returns
Kickoff Return Yards
Longest Kickoff Return
Special Teams Tackles

1 vs. Kansas City Chiefs, Dec 22, 2019
 ...1 more at 1.
 16 at Los Angeles Rams, Nov 17, 2019
 16 at Los Angeles Rams, Nov 17, 2019
 1 vs. Kansas City Chiefs, Dec 22, 2019
 ...1 more at 1.



DEANDRE HOUSTON-CARSON

36

Ht: 6-0
DOB: 4/13/93 (27)
Bears Season: 5
Acquired: D6-16

Wt: 202
College: William & Mary
NFL Season: 5

DEFENSIVE BACK

HOUSTON-CARSON

PRO CAREER:

- Finished his fourth NFL season in 2019; has appeared in 48 games for the Bears, recording four tackles
- Has 24 special teams tackles, two forced fumbles and one fumble recovery in his career

2019 SEASON (Bears):

- Appeared in 16 games as a reserve and on special teams, recording six special teams tackles

2018 SEASON (Bears):

- Appeared in 13 games as a reserve, recording four tackles and adds six tackles and one fumble recovery on special teams
- Recorded one special team tackle in Wild Card playoff game vs. Philadelphia (1/6/19)

2017 SEASON (Bears):

- Appeared in 11 games after being promoted from practice squad on 9/19; inactive for games 11-13
- Recorded 10 special teams tackles

2016 SEASON (Bears):

- Appeared in 8 games (Games 1-5, 8, 12 & 16) on special teams as a rookie and added 2 special teams tackles

TRANSACTIONS:

- 03/31/2020:** Re-signed with the Bears/UFA (one-year contract through 2020)
- 03/29/2019:** Re-signed with Bears/UFA (one-year contract through 2019)
- 09/19/2017:** Promoted to active roster from the practice squad
- 09/03/2017:** Signed to Bears practice squad
- 09/02/2017:** Released by the Bears
- 05/09/2016:** Signed/draft choice with Bears (four-year contract through 2019)

COLLEGE:

- Started every game he appeared in (45) over four seasons at William & Mary (2012-15)
- Finished his career with 293 tackles, 11.5 TFLs, 34 pass breakups, 1 forced fumble, 2 fumble recoveries and 2 sacks; also tallied 10 interceptions with 1 returned for a touchdown and on special teams, notched 9 blocked kicks and 4 punt returns for 11 yards
- Following his senior season, became the third player in the program's history to earn consensus first-team All-America honors and was named Colonial Athletic Association co-Defensive Player of the Year
- Transitioned from corner to safety prior to the start of the 2015 season
- Started all 13 contests, notching a team-high 109 tackles, 4 interceptions (tied for 2nd in the CAA), 4.5 TFLs, 7 pass breakups, 1 forced fumbles and 1 sack as a senior
- Became the third player in school history to earn consensus first-team All-America honors (AP, AFCA, STATS, WCFF and College Sporting News)
- Named Colonial Athletic Association co-Defensive Player of the Year and VaSID State Defensive Player of the Year

PERSONAL:

- Three-time letterwinner as a running back, wide receiver and defensive back at Massaponax High School (Spotsylvania, Va.)
- Garnered all-area accolades from the Free Lance-Star as a senior
- Named his school's Offensive Player of the Year; rushed for more than 1,000 yards with 17 total touchdowns (11 rushing, 6 receiving) during senior season
- Earned three letters in basketball as a guard and one letter in track

DEANDRE HOUSTON-CARSON'S NFL REGULAR SEASON DEFENSIVE STATISTICS

DATE	TEAM	GP	GS	TACKLES							INTERCEPTIONS				O. FUMB			ST			MISC								
				TK	S	A	TFL	YDS	SK	YDS	QBH	NO	YDS	LG	TD	PD	FF	FR	YDS	TK	S	A	FF	FR	S	A			
2016	Bears	8	0	0	0	0	0	0	0	0.0	0.0	0	0	0	0	0	0	0	0	0	0	0	2	0	2	0	0	0	0
2017	Bears	11	0	0	0	0	0	0	0	0.0	0.0	0	0	0	0	0	0	0	0	0	0	0	10	10	0	2	0	0	0
2018	Bears	13	0	4	4	0	0	0	0	0.0	0.0	1	0	0	0	0	0	0	0	0	0	0	6	4	2	0	1	0	0
2019	Bears	16	0	0	0	0	0	0	0	0.0	0.0	0	0	0	0	0	0	0	0	0	0	0	6	3	3	0	0	0	0
NFL TOTALS		48	0	4	4	0	0	0	0	0.0	0.0	1	0	0	0	0	0	0	0	0	0	0	24	17	7	2	1	0	0


**GERMAIN
IFEDI**
74
Ht: 6-5
DOB: 6/2/94 (26)
Bears Season: 1
Acquired: UFA-20 (SEA)

Wt: 325
College: Texas A&M
NFL Season: 5

OFFENSIVE LINEMAN
PRO CAREER:

- Has 60 career starts at both guard and tackle, including five postseason contests; has three playoff starts at right tackle and two at right guard

2019 SEASON (Seahawks):

- Started all 16 games at right tackle as the Seahawks finished fourth in the NFL with 137.5 yards per game on the ground

2018 SEASON (Seahawks):

- Started all 15 games played and helped Seattle lead the league in rushing, averaging 160.0 yards per game; started at right tackle 14 games and one at right guard in Week 17

2017 SEASON (Seahawks):

- Started at right tackle all 16 games in 2017

2016 SEASON (Seahawks):

- Rookie-year starter at right guard for 13 games and both postseason contests

TRANSACTIONS:

- **04/01/2020:** Signed by the Bears/UFA (one-year contract through 2020)
- **05/02/2019:** Seahawks decline fifth-year option on rookie contract
- **05/06/2016:** Signed by the Seahawks/draft choice (four-year contract; fifth-year option)

COLLEGE:

- Three-year starter after redshirting in 2012; started all 37 games played in his Aggies career
- Voted team captain his junior season and was named second-team All-SEC after starting 13 games at right tackle
- Named to the Sporting News Freshman All-America team

PERSONAL:


- Prepped at Houston Westside High School
- First-team All-Greater Houston by the *Houston Chronicle* in 2011
- Earned second-team All-State honors by the *Associated Press* and first-team All-District 20-5A honors
- Recorded 96 pancakes as a senior, and also blocked a kick
- ESPN rated him as a four-star recruit and the No. 26 guard prospect; rated as a four-star recruit and the No. 15 guard nationally by Scout.com

GERMAIN IFEDI'S NFL REGULAR SEASON STATISTICS

DATE	TEAM	GP	GS
2016	Seahawks	13	13
2017	Seahawks	16	16
2018	Seahawks	15	15
2019	Seahawks	16	16
NFL TOTALS		60	60

GERMAIN IFEDI'S NFL POSTSEASON STATISTICS

DATE	TEAM	GP	GS
2016	Seahawks	2	2
2018	Seahawks	1	1
2019	Seahawks	2	2
NFL TOTALS		5	5



ISAIAH
IRVING

47

Ht: 6-3
DOB: 6/9/94 (26)
Bears Season: 4
Acquired: UDFA-17

Wt: 241
College: San Jose State
NFL Season: 4

LINEBACKER

PRO CAREER:

- Has appeared in 33 career games, recording 18 tackles, 1.0 sack, one tackle for loss, one fumble recovery and nine STTs

2019 SEASON (Bears):

- Appeared in 13 games, recording 10 tackles, one TFL and three STTs

2018 SEASON (Bears):

- Appeared in 13 games, recording six tackles, 1 sack and 1 TFL

2017 SEASON (Bears):

- Appeared in seven games as a reserve after being promoted from the practice squad on October 9 recorded 2 tackles, 1 fumble recovery and 3 STTs before being placed on Injured Reserve on 12/2

TRANSACTIONS:

- **04/03/2020:** Re-signed with the Bears (one-year contract through 2020)
- **04/15/2019:** Re-signed with the Bears (one-year contract through 2019)
- **10/09/2017:** Signed to the Bears active roster
- **09/03/2017:** Signed to the Bears practice squad
- **09/02/2017:** Released by the Bears
- **05/11/2017:** Signed with Bears

COLLEGE:

- Appeared in 47 games (37 starts) at San Jose State, recording 140 tackles, 23 TFLs, 11 sacks and 1 forced fumble

PERSONAL:

- Played football at Cypress Creek High in Houston, Texas

ISAIAH IRVING'S NFL REGULAR SEASON DEFENSIVE STATISTICS

DATE	TEAM	GP	GS	TACKLES							INTERCEPTIONS					O. FUMB			ST			MISC				
				TK	S	A	TFL	YDS	SK	YDS	QBH	NO	YDS	LG	TD	PD	FF	FR	YDS	TK	S	A	FF	FR	S	A
2017	Bears	7	0	2	2	0	0	0	0.0	0.0	0	0	0	0	0	0	1	0	3	3	0	0	0	0	0	0
2018	Bears	13	0	6	5	1	1	9	1.0	9.0	3	0	0	0	0	0	0	0	2	2	0	0	0	0	0	0
2019	Bears	13	0	10	7	3	0	0	0.0	0.0	1	0	0	0	0	0	0	0	4	4	0	0	0	0	0	0
NFL TOTALS		33	0	18	14	4	1	9	1.0	9.0	4	0	0	0	0	0	1	0	9	9	0	0	0	0	0	0

ISAIAH IRVING'S NFL POSTSEASON DEFENSIVE STATISTICS

DATE	TEAM	GP	GS	TACKLES							INTERCEPTIONS					O. FUMB			ST			MISC				
				TK	S	A	TFL	YDS	SK	YDS	QBH	NO	YDS	LG	TD	PD	FF	FR	YDS	TK	S	A	FF	FR	S	A
2018	Bears	1	0	0	0	0	0	0	0.0	0.0	0	0	0	0	0	0	0	0	0	0	0	0	0	0	0	0
NFL TOTALS		1	0	0	0	0	0	0	0.0	0.0	0	0	0	0	0	0	0	0	0	0	0	0	0	0	0	0

SINGLE-GAME HIGHS: DEFENSIVE

Total Tackles

3 at Buffalo Bills, Nov 04, 2018

Sacks

1.0 at Buffalo Bills, Nov 04, 2018

Fumble Recoveries

1 at Philadelphia Eagles, Nov 26, 2017

Tackles For Loss

1 at Buffalo Bills, Nov 04, 2018

Special Teams Tackles

3 vs. Detroit Lions, Nov 19, 2017



JOEL
IYIEGBUNIWE

45

Ht: 6-1
DOB: 10/12/95 (24)
Bears Season: 3
Acquired: D4-18

Wt: 226
College: Western Kentucky
NFL Season: 3

LINEBACKER

IYIEGBUNIWE

PRO CAREER:

- Has appeared in 31 games over two seasons with the Bears, primarily on special teams

2019 SEASON (Bears):

- Appeared in 15 games, making four STTs ... inactive for Week 5 at OAK

2018 SEASON (Bears):

- Appeared in 16 games as a reserve, making three tackles, one tackle for loss and five tackles on special teams
- Appeared in Wild Card playoff game as a reserve

TRANSACTIONS:

- **05/10/2018:** Signed/draft choice by Bears (four-year contract through 2021)

COLLEGE:

- Appeared in 44 games (27 starts) at Western Kentucky, recording 201 tackles, 22.5 TFLs, 5.5 sacks, 4 pass breakups, 3 forced fumbles and 1 fumble recovery
- Named First Team All-CUSA in 2017

PERSONAL:

- Played at South Warren High School in Bowling Green, Ky.
- Was the No. 12 prospect in the Bluegrass by 247Sports.com

JOEL IYIEGBUNIWE'S NFL REGULAR SEASON DEFENSIVE STATISTICS																										
DATE	TEAM	GP	TACKLES								INTERCEPTIONS				O. FUMB			ST			MISC					
			GS	TK	S	A	TFL	YDS	SK	YDS	QBH	NO	YDS	LG	TD	PD	FF	FR	YDS	TK	S	A	FF	FR	S	A
2018	Bears	16	0	3	3	0	1	6	0.0	0.0	0	0	0	0	0	0	0	0	6	6	0	0	0	0	0	0
2019	Bears	15	0	0	0	0	0	0	0.0	0.0	0	0	0	0	0	0	0	0	4	3	1	0	0	0	0	0
NFL TOTALS		31	0	3	3	0	1	6	0.0	0.0	0	0	0	0	0	0	0	0	10	9	1	0	0	0	0	0

JOEL IYIEGBUNIWE'S NFL POSTSEASON DEFENSIVE STATISTICS																										
DATE	TEAM	GP	TACKLES								INTERCEPTIONS				O. FUMB			ST			MISC					
			GS	TK	S	A	TFL	YDS	SK	YDS	QBH	NO	YDS	LG	TD	PD	FF	FR	YDS	TK	S	A	FF	FR	S	A
2018	Bears	1	0	0	0	0	0	0	0.0	0.0	0	0	0	0	0	0	0	0	0	0	0	0	0	0	0	0
NFL TOTALS		1	0	0	0	0	0	0	0.0	0.0	0	0	0	0	0	0	0	0	0	0	0	0	0	0	0	0


SINGLE-GAME HIGHS: DEFENSIVE

Total Tackles
Tackles For Loss

2 at Buffalo Bills, Nov 04, 2018
1 at Buffalo Bills, Nov 04, 2018

Special Teams Tackles

2 at Detroit Lions, Nov 22, 2018



**EDDIE
JACKSON**

39

Ht: 6-0
DOB: 12/10/93 (26)
Bears Season: 4
Acquired: D4a-17

Wt: 204
College: Alabama
NFL Season: 4

DEFENSIVE BACK

18 19

PRO CAREER:

- Two-time Pro Bowl selection (2018, 2019)
- Has started all 46 games in which he has played in his career, missing just two games in 2018
- Owns 181 career tackles, 26 pass defenses, five fumble recoveries (two returned for TDs), 10 interceptions (three returned for TDs), four forced fumbles, 2.0 sacks and eight tackles for loss in three seasons with the Bears (2017-19)
- Named to his first Pro Bowl after the 2018 season and was named to the *Associated Press* All-Pro team
- His 76-yard INT and 75-yard fumble recovery for touchdowns vs. CAR (10/22/17) made him the first player in NFL history to return both a fumble recovery and interceptions 75+ yard touchdowns in the same game; also made him the first rookie in NFL history with multiple 75+ yard defensive touchdowns in the same game
- His five defensive touchdowns are the most in the NFL since he entered the league in 2017
- Since 1970, he is the only other player with 3+ defensive touchdowns of 65+ yards in a 2-season span is Delon Sanders (3 in 1994)

HONORS:

- **2019:** Pro Bowl Selection; ranked No. 30 on NFL's Top 100
- **2018:** Pro Bowl, AP All-Pro, Sporting News All-Pro, PFWA All-NFL, NFC Defensive Player of the Week (Week 12 at DET), NFC Defensive Player of the Month (November)
- **2017:** NFC Defensive Player of the Week (Week 7 vs. CAR)

2019 SEASON (Bears):

- Pro Bowl selection for the second straight year
- Started all 16 games, recording 60 tackles, five passes defended, two interceptions, one forced fumble, one fumble recovery, one sack and five TFLs
- Tied his career-high with 10 tackles at Denver (9/15) before besting that with 11 tackles at PHI (11/3)
- Recorded game-clinching interceptions in Week 13 at Detroit and in Week 17 at Minnesota

2018 SEASON (Bears):

- Selected to his first Pro Bowl and named to the *Associated Press* All-Pro team after finishing fourth in the NFL with six interceptions
- Started 14 games (inactive Games 15-16), recording 51 tackles, 14 pass defenses, six interceptions (two returned for a TD), one sack, one tackle for loss, two forced fumbles and one fumble recovery (returned for a TD)
- 65-yard fumble recovery for a touchdown at BUF was his second career fumble recovery for a touchdown
- Recorded first career sack vs. Seattle (9/17)
- Active, but did not play in Wild Card playoff game vs. Philadelphia (1/6/19)

2017 SEASON (Bears):

- Started all 16 games as a rookie, recording 70 tackles, 6 pass defenses, 3 fumble recoveries (1 returned for TD), 2 interceptions (1 returned for TD), 1 FF and 1 TFL
- Jackson's 76-yard INT and 75-yard fumble recovery for touchdowns vs. CAR (10/22) made him the first player in NFL history to return both a fumble recovery and an INT 75+ yard TDs in the same game; also made him the first rookie in NFL history with multiple 75+ yard defensive touchdowns in the same game
- 75-yard fumble recovery was 3rd-longest in Bears history
- Week 7 performance earned him NFC Defensive Player of the Week Honors
- Career-high 10 tackles Week 17 vs. Minnesota
- Recorded multiple tackles in 13 of 16 games

TRANSACTIONS:

- **01/03/2020:** Re-signed by Bears (four-year extension through 2024)
- **05/15/2017:** Signed/draft choice by Bears (four-year contract through 2020)

COLLEGE:

- Started 38-of-41 career contests at Alabama, posting 130 tackles, 8.5 TFLs, 14 pass breakups, and 9 interceptions (3 returned for touchdowns)
- Earned second team All-SEC as a senior and first team All-SEC and second-team All-America as a junior
- Owns the Alabama record for career interception return yards with 303 on 9 interceptions
- Led SEC in INTs (6) as a junior in 2015
- As a senior he was selected as one of the Crimson Tide's permanent team captains for the 2016 season
- Earned second team All-SEC honors from the conference coaches, despite playing in only eight games
- Suffered a season-ending leg injury against Texas A&M as a senior
- As a junior, made the transition to safety in the spring of 2015 and excelled in his new role
- Selected to the All-SEC First Team by the conference coaches in 2015
- One of 16 semifinalists for the Jim Thorpe Award, presented annually to the nation's top defensive back, in 2015

PERSONAL:

- Played at Boyd Anderson High School in Lauderdale Lakes, Florida under coach Wayne Blair
- ESPN listed him as No. 54 wide receiver
- Caught 37 passes for 792 yards and touchdowns on the offensive side of the ball as a senior in 2012
- Added five interceptions, 66 tackles and one forced fumble on defense
- Returned two interceptions for touchdowns

EDDIE JACKSON'S NFL REGULAR SEASON DEFENSIVE STATISTICS

DATE	TEAM	GP	GS	TACKLES							INTERCEPTIONS				O. FUMB			ST			MISC					
				TK	S	A	TFL	YDS	SK	YDS	QBH	NO	YDS	LG	TD	PD	FF	FR	YDS	TK	S	A	FF	FR	S	A
2017	Bears	16	16	70	53	17	1	1	0.0	0.0	0	2	82	76t	1	6	1	3	75	3	2	1	0	0	0	0
2018	Bears	14	14	51	41	10	2	3	1.0	2.0	1	6	81	41t	2	15	2	1	65	0	0	0	0	0	0	0
2019	Bears	16	16	60	51	9	5	16	1.0	1.0	0	2	18	14	0	5	1	1	3	0	0	0	0	0	0	0
NFL TOTALS		46	46	181	145	36	8	20	2.0	3.0	1	10	181	76t	3	26	4	5	143	3	2	1	0	0	0	0

EDDIE JACKSON'S NFL POSTSEASON DEFENSIVE STATISTICS

DATE	TEAM	GP	GS	TACKLES							INTERCEPTIONS				O. FUMB			ST			MISC					
				TK	S	A	TFL	YDS	SK	YDS	QBH	NO	YDS	LG	TD	PD	FF	FR	YDS	TK	S	A	FF	FR	S	A
2018	Bears	0	0	0	0	0	0	0	0.0	0.0	0	0	0	0	0	0	0	0	0	0	0	0	0	0	0	0
NFL TOTALS		0	0	0	0	0	0	0	0.0	0.0	0	0	0	0	0	0	0	0	0	0	0	0	0	0	0	0

SINGLE-GAME HIGHS: DEFENSIVE

Total Tackles 11 at Philadelphia Eagles, Nov 03, 2019
Sacks 1.0 vs. Dallas Cowboys, Dec 05, 2019
 ...1 more at 1.0.
Passes Defensed 3 vs. Los Angeles Rams, Dec 09, 2018
Forced Fumbles 1 at Los Angeles Rams, Nov 17, 2019
 ...3 more at 1.
Fumble Recoveries 1 at Washington Redskins, Sep 23, 2019
 ...4 more at 1.

Tackles For Loss 2 at Los Angeles Rams, Nov 17, 2019
Interceptions 1 at Minnesota Vikings, Dec 29, 2019
 ...9 more at 1.
Interception Return Yards 76 vs. Carolina Panthers, Oct 22, 2017
Special Teams Tackles 1 at Minnesota Vikings, Dec 31, 2017
 ...2 more at 1.

SINGLE-GAME HIGHS: RUSHING/RECEIVING

All-purpose yards 151 vs. Carolina Panthers, Oct 22, 2017
Fair Catches 1 vs. Minnesota Vikings, Oct 09, 2017
Punt Return Yards 6 at Baltimore Ravens, Oct 15, 2017
Longest Punt Return 7 at Baltimore Ravens, Oct 15, 2017

Punt Returns 2 at Baltimore Ravens, Oct 15, 2017
Special Teams Tackles 1 at Minnesota Vikings, Dec 31, 2017
 ...2 more at 1.
Most TDs 2 vs. Carolina Panthers, Oct 22, 2017



JOHN JENKINS

90

Ht: 6-3
DOB: 7/11/89 (31)
Bears Season: 2
Acquired: UFA-20 (MIA)

Wt: 327
College: Georgia
NFL Season: 8

DEFENSIVE TACKLE

PRO CAREER:

- Has played in 82 career games with 28 starts; has logged 155 tackles (87 solo), 2.5 sacks, 3 passes defended 1 forced fumble and 1 fumble recovery

2019 SEASON (Dolphins):

- Has played in 16 games with 5 starts in Miami (spent the offseason and training camp with the New York Giants)
- Tallied 34 tackles (20 solo), 1 sack and 1 pass defended with Miami

2018 SEASON (Giants):

- In his lone season with the Giants, appeared in seven games and logged 1 quarterback hurry

2017 SEASON (Bears):

- Appeared in 8 games (1 start); logged 8 tackles (5 solo)
- Lone start came in a 33-7 win over Cincinnati on Dec. 10, 2017 (2 total tackles, 1 solo)

2016 SEASON (Saints/Seahawks):

- Played in 7 games with 1 start for New Orleans (10 tackles, 6 solo)
- Played in 2 games with Seattle (3 tackles)

2015 SEASON (Saints):

- Played in 14 games (12 starts); totaled 49 tackles (23 solo), 0.5 sacks, 1 pass defended, 1 forced fumble and 1 fumble recovery

2014 SEASON (Saints):

- Played in 12 games (4 starts); logged 30 tackles (20 solo), 1 sack and 1 pass defended
- Missed the final game of the season after being placed on injured reserve on Dec. 27

2013 SEASON (Saints):

- Played in all 16 games (5 starts); totaled 21 tackles (13 solo)

TRANSACTIONS:

- **04/28/2020:** Signed with Bears/UFA (one-year contract through 2020)
- **09/02/2019:** Signed with the Miami Dolphins
- **08/31/2019:** Released by the Giants
- **05/13/2019:** Re-signed with the Giants
- **09/04/2018:** Signed with the Giants
- **09/01/2018:** Released by the Bears
- **04/07/2018:** Re-signed by the Bears (one-year contract through 2018)
- **09/04/2017:** Signed by the Bears
- **09/02/2017:** Released by the Bears
- **03/17/2017:** Signed by the Bears (one-year contract through 2017)
- **11/15/2016:** Signed by the Seahawks
- **11/08/2016:** Released by the Saints
- **05/10/2013:** Signed by the Saints (four-year contract through 2016)

COLLEGE:

- Two-year starter at Georgia (2011-12); named second-team All-SEC as a senior in 2012
- Played in 27 games with 18 starts at Georgia, making 78 tackles (36 solo), 4.0 sacks, 1 interception, 2 passes defended, 1 forced fumble and 1 blocked kick
- Transferred to Georgia from Gulf Coast (Miss.) Community College following his sophomore year in 2010

PERSONAL:

- Played football at Francis T. Maloney High School in Meriden, Conn.

JOHN JENKINS' NFL REGULAR SEASON DEFENSIVE STATISTICS

DATE	TEAM	GP	GS	TACKLES							INTERCEPTIONS				O. FUMB			ST			MISC						
				TK	S	A	TFL	YDS	SK	YDS	QBH	NO	YDS	LG	TD	PD	FF	FR	YDS	TK	S	A	FF	FR	S	A	
2013	Saints	16	5	21	13	8	2	4	0.0	0.0	2	0	0	0	0	0	0	0	0	0	0	0	0	0	0		
2014	Saints	12	4	30	20	10	3	8	1.0	6.0	1	0	0	0	0	1	0	0	0	0	0	0	0	0			
2015	Saints	14	12	49	23	26	1	1	0.5	2.5	2	0	0	0	0	1	1	1	0	0	0	0	0	0			
2016	Saints	7	1	10	6	4	0	0	0.0	0.0	0	0	0	0	0	0	0	0	0	0	0	0	0	0			
Went from New Orleans to Seattle.																											
2016	Seahawks	2	0	3	0	3	0	0	0.0	0.0	0	0	0	0	0	0	0	0	0	0	0	0	0	0	0		
2016	TOTAL	9	1	13	6	7	0	0	0.0	0.0	0	0	0	0	0	0	0	0	0	0	0	0	0	0	0		
2017	Bears	8	1	8	5	3	0	0	0.0	0.0	0	0	0	0	0	0	0	0	0	0	0	0	0	0	0		
2018	Giants	7	0	0	0	0	0	0	0.0	0.0	1	0	0	0	0	0	0	0	0	0	0	0	0	0	0		
2019	Dolphins	16	5	34	20	14	2	10	1.0	7.0	1	0	0	0	0	1	0	0	0	0	0	0	0	0	0		
NFL TOTALS		82	28	155	87	68	8	23	2.5	15.5	7	0	0	0	3	1	1	0	0	0	0	0	0	0	0		

JOHN JENKINS' NFL POSTSEASON DEFENSIVE STATISTICS

DATE	TEAM	GP	GS	TACKLES							INTERCEPTIONS				O. FUMB			ST			MISC				
				TK	S	A	TFL	YDS	SK	YDS	QBH	NO	YDS	LG	TD	PD	FF	FR	YDS	TK	S	A	FF	FR	S
2013	Saints	2	0	5	5	0	0	0	1.0	0.0	1	0	0	0	0	0	0	0	0	0	0	0	0	0	0
2016	Seahawks	1	0	1	1	0	0	0	0.0	0.0	0	0	0	0	0	0	0	0	0	0	0	0	0	0	
NFL TOTALS		3	0	6	6	0	0	0	1.0	0.0	1	0	0	0	0	0	0	0	0	0	0	0	0	0	0

JENKINS/LENO JR.

CHARLES LENO JR.
72
OFFENSIVE LINEMAN

Ht: 6-3
 DOB: 10/9/91 (28)
 Bears Season: 7
 Acquired: D7-14

Wt: 307
 College: Boise State
 NFL Season: 7

- PRO CAREER:**
- Has appeared in 86 contests with 78 starts over six seasons with Chicago (2014-19)
 - Owns 77 consecutive start at left tackle entering the 2020 season, the only Bear on offense to start every game at the same position the past four seasons
 - His 77 consecutive starts among offensive linemen are the fourth most amongst Bears players since 1991
 - In 2015, helped the Bears offense to franchise's fourth-highest single-season gross passing total in 2015 (3,843 yards), fifth-highest single-season net passing total (3,660 yards) and sixth highest total for net yards (5,514)
 - Made NFL debut on November 9, 2014 at Green Bay
 - Made first NFL start on November 16, 2014 versus Minnesota as a sixth eligible lineman

- HONORS:**
- 2018: Pro Bowl selection

- 2019 SEASON (Bears):**
- Started 16 games at left tackle for the fourth consecutive season

- 2018 SEASON (Bears):**
- Started 16 games at left tackle
 - Part of an offensive line that allowed just 33 sacks, tied for the third fewest in the NFC
 - Selected Wild Card playoff game vs. Philadelphia (1/6/19)
 - Started to the 2018 Pro Bowl

- 2017 SEASON (Bears):**
- Started all 16 games at left tackle, the second consecutive season starting all 16 games at left tackle

- 2016 SEASON (Bears):**
- Started all 16 games at left tackle
 - One of only two offensive players to start every game
 - Helped pave the way for rookie Jordan Howard to 1,313 rushing yards (2nd in NFL)
 - Helped the Bears to the 3rd most passing yards (gross and net) in franchise history

- 2015 SEASON (Bears):**
- Appeared in all 16 contests, with 13 starts (Games 4-16) at left tackle
 - Helped the Bears offense to franchise's fourth-highest single-season gross passing total in 2015 (3,843 yards), fifth-highest single-season net passing total (3,660 yards) and sixth highest total for net yards (5,514)

2014 SEASON (Bears):

- Appeared in 6 contests with 1 start in his rookie season with the Bears, spending most of his time as a sixth eligible lineman
- Made NFL debut at Green Bay (11/9) and first career start a week later vs. MIN (11/6) as a sixth eligible lineman and saw action in Games 9-14
- Inactive Games 1-5, 7 and 8 and 16, while active but did not play in Games 6 and 15

TRANSACTIONS:

- **08/23/2017:** Re-signed with Bears (four-year extension through 2021)
- **05/13/2014:** Signed/draft choice with Bears (four-year contract through 2017)

COLLEGE:

- Concluded his collegiate career at Boise State (2010-13) having started 39 consecutive games, including each of the last 26 at left tackle
- Saw action in 49 games, accounting for 39 touchdown saving blocks and 245 knockdowns
- Blocked a field goal attempt on special teams
- Named first-team All-Mountain West tackle as a senior and second-team all-conference as a junior
- Part of offensive line that ranked sixth nationally in sacks allowed (0.77 per game) as a junior and led the nation as a sophomore (0.62 per game)

PERSONAL:

- Played football and basketball, earning three varsity letters in each sport at San Leandro High School (San Leandro, Calif.)
- Named first team all-conference as an offensive tackle and second-team all-conference as a defensive end as a senior
- Earned honorable mention all-conference honors on offense as a junior
- Named first-team All-Metro, first-team all-East Bay and was selected to the "Cream of the Crop" Bay Area, which includes the top 22 players in the region

CHARLES LENO JR.'S NFL REGULAR SEASON STATISTICS

DATE	TEAM	GP	GS
2014	Bears	6	1
2015	Bears	16	13
2016	Bears	16	16
2017	Bears	16	16
2018	Bears	16	16
2019	Bears	16	16
NFL TOTALS		86	78

CHARLES LENO JR.'S NFL POSTSEASON STATISTICS

DATE	TEAM	GP	GS
2018	Bears	1	1
NFL TOTALS		1	1



**JORDAN
LUCAS**

21

Ht: 6-1
DOB: 8/2/93 (26)
Bears Season: 1
Acquired: UFA-20 (KC)

Wt: 190
College: Penn State
NFL Season: 5

DEFENSIVE BACK

PRO CAREER:

- Fifth-year safety enters his first season with the Bears in 2020
- Originally entered the NFL as a sixth-round pick (204th overall) by the Miami Dolphins in the 2016 NFL Draft
- Logged first-career sack in Week 9 vs. Cleveland (11/4/18)
- Logged first NFL start in Week 6 vs. New England (10/14/18) where he registered 10 tackles (four solo) and one pass defended

2019 SEASON (Chiefs):

- Played in 14 games for the Super Bowl champion Chiefs, including all three postseason games, primarily on special teams

2018 SEASON (Chiefs):

- Played in all 16 games for the Chiefs with four starts at safety, including all three postseason games, primarily as a reserve and on special teams; recorded 28 total tackles
- Also played in both postseason games, making one start at safety in the divisional round win over the Colts where he recorded four tackles and one pass defended
- Recorded first-career interception in Week 5 vs. Jacksonville
- Posted a career-high 10 tackles at New England in Week 6

2017 SEASON (Dolphins):

- Played in 11 games for the Dolphins, primarily on special teams
- Recorded two tackles, including two more on special teams

2016 SEASON (Dolphins):

- Played in 8 games for the Dolphins, primarily on special teams
- Recorded two tackles on special teams

TRANSACTIONS:

- **03/22/2018:** Signed by the Bears/UFA (one-year contract through 2020)
- **04/15/2019:** Re-signed by the Chiefs/RFA (one-year contract through 2019)
- **08/31/2018:** Traded to the Chiefs (for a future undisclosed draft pick)
- **03/14/2018:** Re-signed/ERFA (one-year tender through 2018)
- **10/03/2017:** Promoted to active roster
- **09/03/2017:** Added to Dolphins practice squad
- **09/02/2017:** Released by the Dolphins
- **05/09/2016:** Signed/draft choice (four-year contract through 2019)

COLLEGE:

- Four-year letterman (2012-15) and three-year starter at Penn State
- Played in 46 games (33 starts) recording 180 tackles (116 solo), 4.0 sacks, three interceptions, 28 passes defended and three FFs
- Started 27 consecutive games before suffering a season-ending injury near the end of his senior season
- Named third-team All-Big Ten and to ESPN.com's All-Bowl team
- During his sophomore year his three interceptions and 16 passes defended led the team and were third in the Big Ten

PERSONAL:

- Played defensive back and running back as a post-high school graduate at Worcester (Mass.) Academy where he recorded 13 TDs
- Named First-team all-star and AA South Back of the Year at New Rochelle High School as a senior
- Majored in journalism at Penn State

JORDAN LUCAS' NFL REGULAR SEASON DEFENSIVE STATISTICS

DATE	TEAM	GP	GS	TACKLES							INTERCEPTIONS					O. FUMB			ST				MISC																					
				TK	S	A	TFL	YDS	SK	YDS	QBH	NO	YDS	LG	TD	PD	FF	FR	YDS	TK	S	A	FF	FR	S	A																		
2016	Dolphins	8	0	0	0	0	0	0	0	0.0	0.0	0	0	0	0	0	0	0	0	0	0	0	0	2	0	2	0	0	0	0	0	0	0	0	0	0	0	0	0	0				
2017	Dolphins	11	0	2	2	0	0	0	0	0.0	0.0	0	0	0	0	0	0	0	0	0	0	0	0	0	4	2	2	0	0	0	0	0	0	0	0	0	0	0	0	0	0	0		
2018	Chiefs	16	4	28	19	9	1	9	1.0	9.0	2	1	49	49	0	2	0	0	0	0	0	0	0	0	4	3	1	0	0	0	0	0	0	0	0	0	0	0	0	0	0	0	0	
2019	Chiefs	14	0	2	0	2	0	0	0.0	0.0	1	0	0	0	0	1	0	0	0	0	0	0	0	0	5	3	2	0	0	0	0	0	0	0	0	0	0	0	0	0	0	0	0	
NFL TOTALS		49	4	32	21	11	1	9	1.0	9.0	3	1	49	49	0	3	0	0	0	0	0	0	0	0	15	8	7	0	0	0	0	0	0	0	0	0	0	0	0	0	0	0	0	0

JORDAN LUCAS' NFL POSTSEASON DEFENSIVE STATISTICS

DATE	TEAM	GP	GS	TACKLES							INTERCEPTIONS					O. FUMB			ST				MISC																									
				TK	S	A	TFL	YDS	SK	YDS	QBH	NO	YDS	LG	TD	PD	FF	FR	YDS	TK	S	A	FF	FR	S	A																						
2016	Dolphins	1	0	0	0	0	0	0	0.0	0.0	0	0	0	0	0	0	0	0	0	0	0	0	0	1	0	1	0	0	0	0	0	0	0	0	0	0	0	0	0	0	0	0	0	0	0			
2018	Chiefs	2	1	6	2	4	0	0	0.0	0.0	0	0	0	0	0	0	1	0	0	0	0	0	0	0	0	0	0	0	0	0	0	0	0	0	0	0	0	0	0	0	0	0	0	0	0	0		
2019	Chiefs	3	0	0	0	0	0	0	0.0	0.0	0	0	0	0	0	0	0	0	0	0	0	0	0	0	1	1	0	0	0	0	0	0	0	0	0	0	0	0	0	0	0	0	0	0	0	0	0	
NFL TOTALS		6	1	6	2	4	0	0	0.0	0.0	0	0	0	0	0	0	1	0	0	0	0	0	0	2	1	1	0	0	0	0	0	0	0	0	0	0	0	0	0	0	0	0	0	0	0	0	0	0

SINGLE-GAME HIGHS: DEFENSIVE

Total Tackles 10 at New England Patriots, Oct 14, 2018
Sacks 1.0 at Cleveland Browns, Nov 04, 2018
Passes Defensed 1 at Chicago Bears, Dec 22, 2019
 ...3 more at 1.
Tackles For Loss 1 at Cleveland Browns, Nov 04, 2018

Interceptions 1 vs. Jacksonville Jaguars, Oct 07, 2018
Interception Return Yards 49 vs. Jacksonville Jaguars, Oct 07, 2018
Special Teams Tackles 2 vs. Buffalo Bills, Oct 23, 2016

SINGLE-GAME HIGHS - POSTSEASON: DEFENSIVE

Total Tackles 4 vs. Indianapolis Colts, Jan 12, 2019
Passes Defensed 1 vs. Indianapolis Colts, Jan 12, 2019

Special Teams Tackles 1 vs. San Francisco 49ers, Feb 02, 2020
 ...2 more at 1.



**KHALIL
MACK**

52

LINEBACKER

Ht: 6-3
DOB: 2/22/91 (29)
Bears Season: 3
Acquired: TR-18 (OAK)

Wt: 269
College: Buffalo
NFL Season: 7

Q Q Q Q Q
15 '16 '17 '18 '19

PRO CAREER:

- Five-time Pro Bowler (2015, 2016, 2017, 2018, 2019) and three-time *Associated Press* All-Pro (2015, 2016, 2018)
- 2016 *Associated Press* and PFWA NFL Defensive Player of the Year
- Became the first player in NFL history to be named to the *Associated Press* All-Pro First Team at two positions (DE & LB) in 2015
- Named to his first Pro Bowl in 2015 after finishing second in the NFL with 15.0 sacks; tied a Raiders single-game franchise record with 5.0 sacks on Dec. 13, 2015 at Denver
- Named to PFWA, *Sports Illustrated* and NFL.com All-Rookie Teams in 2014
- Career totals include 94 games (93 starts), 398 tackles (308 solo), 61.5 sacks, 86 tackles-for-loss, 20 forced fumbles, seven fumble recoveries, two interceptions (both returned for a TD) and 19 passes defended
- Owns 14 career multi-sack games (9 with OAK, 5 with CHI)
- Has 21.0 sacks since the start of the 2018 season, which is the most by a Bears player in his first two years with the team
- His 19 forced fumbles since the start of 2015 are second most in the NFL during that span behind Arizona's Chandler Jones (21)
- Has recorded at least 1.0 sack in 16 of 30 games for the Bears, with the Bears going 12-4 in those games (7-2 in 2018 and 5-2 in 2019)
- Has 57.5 sacks since the start of 2015, the fourth most in the NFL; has 18.0 3rd-quarter sacks since the start of 2015, the most in the NFL; also has 35.5 sacks in the second half/overtime during that span, which is second best in the NFL
- In his Bears debut (Week 1, 2018, at GB), he became the first player in franchise history to record a sack and an INT in his debut; recorded a sack and a forced fumble in each of the first four weeks in 2018, becoming the first player in NFL history to do so
- In eight primetime games with the Bears Mack has 8.0 sacks, seven forced fumbles, two fumble recoveries and one interception returned for a touchdown.

HONORS:

- **2019:** Pro Bowl Selection; ranked No. 3 on NFL's Top 100
- **2018:** Pro Bowl Selection, AP All-Pro, Sporting News All-Pro, PFWA All-NFL, NFC Defensive Player of the Month (September)
- **2017:** Pro Bowl Selection
- **2016:** AP and PFWA Defensive Player of the Year, All-Pro Selection, Pro Bowl Selection
- **2015:** All-Pro Selection, Pro Bowl Selection
- **2014:** PFWA All-Rookie Team

2019 SEASON (Bears):

- Voted to his fifth consecutive Pro Bowl after starting all 16 games for the fifth time in six years
- Finished with a team-best 8.5 sacks, 14 QBH and five forced fumbles, which ranked fourth in the NFL
- Recorded 4.5 sacks in Weeks 2-4 at Denver (1.0), at Washington (2.0) and vs. the Vikings (1.5)
- Added 1.0 sack and two passes defended vs. the Chargers
- Also had 1.0 sack vs. the Giants and Chiefs

2018 SEASON (Bears):

- Selected to his fourth consecutive Pro Bowl; AP, PFWA and Sporting News All-Pro
- Tied for the league lead with six forced fumbles
- Recorded a team-high 12.5 sacks, good for sixth most in the NFL
- Appeared in 14 games (13 starts), recording 47 tackles, 12.5 sacks, 11.0 tackles-for-loss, six forced fumbles, three passes defended, two fumble recoveries and one interception (returned for a touchdown)
- Turned in an impressive debut for the Bears at GB in Week 1, recording 1.0 sack for minus-12 yards, one INT for a TD, one pass defended, one forced fumble and one fumble recovery; in doing so, he became the first player since 1982, when sacks became a statistic, to record a sack, a forced fumble, a fumble recovery, an INT and touchdown in one half (*source: Elias Sports Bureau*)
- Named NFC Defensive Player of the Month (September)

2017 SEASON (Raiders):

- Started all 16 games and totaled a career-high 87 tackles (65 solo) to go along with 10.5 sacks
- Named to his third straight Pro Bowl
- Led the Raiders in sacks for the third consecutive season
- Was one of two defensive players in the NFL with 70+ tackles and 10+ sacks (Joey Bosa, LAC) and was the only defensive player in the NFL to tally at least 75 tackles, 10.0 sacks, five passes defended, one forced fumble and one fumble recovery
- Recorded nine tackles (seven) and posted a sack of QB Kirk Cousins, dropping him for a 9-yard loss in the first half at WAS
- Totaled seven tackles and a season-high two sacks at Denver
- Recorded four tackles, one sack, one FF and one FR vs. the Giants; late in the first half with the Giants driving, took down QB Geno Smith and simultaneously took the ball away from him, recording a forced fumble and fumble recovery on the play
- Recorded six tackles and posted his second multi-sack contest of the year vs. Dallas

2016 SEASON (Raiders):

- Turned in one of the most impressive seasons in Raiders history while earning his second consecutive Pro Bowl selection
- Started all 16 games and totaled 77 tackles (56 solo), 11 sacks, five forced fumbles, three fumble recoveries, one INT returned for a TD and four passes defended
- Named the *Associated Press* Defensive Player of the Year, becoming just the second player in franchise history (Lester Hayes, 1980) to earn the prestigious award
- Was also named the PFWA's Defensive Player of the Year and the NFL 101 Awards' AFC Defensive Player of the Year
- Named to the *Associated Press* All-Pro First Team and the Pro Football Writers of America's All-NFL Team
- Named the AFC Defensive Player of the Month for November after posting 13 tackles (10), four sacks, two forced fumbles, two fumble recoveries, one INT-TD and two passes defended, helping the Raiders go 3-0 in the month
- Earned AFC Defensive Player of the Week honors twice (Week 9 vs. Denver and Week 12 vs. Carolina)

- Tied for the team lead with seven tackles while recording a forced fumble and two sacks (10/30) at TB Recorded three tackles, two sacks, one forced fumble, one fumble recovery and one pass defended in the victory vs. DEN, earning AFC Defensive Player of the Week honors; helped limit the Denver offense to just 33 rushing yards in the game
- Turned in one of the finest defensive performances in NFL history vs. Carolina, becoming the first player since Charles Woodson in 2009 to record a sack, interception returned for a touchdown, forced fumble and fumble recovery in the same game; earned his second AFC Defensive Player of the Week award for his performance, his second of the month; finished the game with seven tackles, two sacks, one forced fumble, one fumble recovery, one INT-TD, and one pass defended; tallied his first career INT and first career TD when he intercepted a screen pass and returned it six yards for the score; on the Panthers' final offensive play of the game, forced and recovered a fumble to seal the victory
- Went on to win the AFC Defensive Player of the Month for November

2015 SEASON (Raiders):

- Started all 16 games and was named to his first Pro Bowl
- Became the first player in NFL history to be named to the AP All-Pro First Team at two positions (DE & LB)
- Finished second in the NFL with 15.0 sacks, falling just one sack short of the Raiders' franchise record
- Posted 10 sacks over a four-game stretch from Weeks 12-15 and had four multiple-sack games
- Credited with 79 tackles (58 solo), four passes defended and two forced fumbles on the year
- Named AFC Defensive Player of the Week after enjoying a career performance at Denver (12/13), tying the franchise record with five sacks, matching a mark set by Pro Football Hall of Famer Howie Long in 1983; all five sacks came in the second half
- Posted second career two-sack game at CLE, getting to QB Josh McCown twice on a fourth-quarter series
- Posted another standout performance, totaling eight tackles (seven) and two sacks vs. KC

2014 SEASON (Raiders):

- Started all 16 games as a rookie, totaling 84 tackles (59 solo), four sacks, one forced fumble and four passes defended
- Became just the third rookie LB in Raiders history to start all 16 games, following Matt Millen (1980) and Reggie McKenzie (1985)
- Posted first career multiple-sack game vs. SF, getting to QB Colin Kaepernick twice in the fourth quarter.
- Finished third in voting for the Associated Press Defensive Rookie of the Year Award
- Selected to the Pro Football Writers of America, Sports Illustrated and NFL.com All-Rookie Teams
- Only rookie named to the USA Football All-Fundamentals Team, which honors 26 NFL players who exhibit exemplary football techniques for young players to emulate

TRANSACTIONS:

- **09/01/2018:** Re-signed with Chicago (six-year extension through 2024)
- **09/01/2018:** Traded from Oakland to Chicago (for 2019 and 2020 picks)
- **04/20/2017:** Raiders exercise fifth-year option on rookie contract
- **05/15/2014:** Signed/draft choice with Raiders (four-year contract; fifth-year option)

COLLEGE:

- Played four years at Buffalo, starting all 48 games in which he appeared
- Posted a school record 28.5 career sacks
- Totalled 327 tackles (186 solo), 28.5 sacks, 75 tackles for loss, 16 forced fumbles, three fumble recoveries, four INTs, 21 passes defended and 31 quarterback pressures
- Earned first-team All-MAC honors for the third straight season
- Was named the MAC Defensive Player of the Year and was awarded the Jack Lambert Award; finished second in the voting for the Butkus Award
- Recorded two TDs on INT returns
- His 16 forced fumbles are an NCAA record and his 75 TFL tied the NCAA modern-day record (since the 2000 season)
- Started all 13 games as a senior, leading the Bulls in tackles (100), TFL (19), sacks (10.5), INTs (3) and forced fumbles (5)

PERSONAL:

- Attended Westwood High School in Fort Pierce, Fla.
- Named first-team all-area and third-team all-state selection and helped lead the Panthers to the district title as a senior
- Recorded 140 tackles with nine sacks, three forced fumbles and two fumble recoveries
- Didn't play football until junior year of high school

KHALIL MACK'S NFL REGULAR SEASON DEFENSIVE STATISTICS

DATE	TEAM	GP	TACKLES							INTERCEPTIONS					O. FUMB		ST			MISC							
			GS	TK	S	A	TFL	YDS	SK	YDS	QBH	NO	YDS	LG	TD	PD	FF	FR	YDS	TK	S	A	FF	FR	S	A	
2014	Raiders	16	16	76	59	17	16	57	4.0	29.0	12	0	0	0	3	1	0	0	0	0	0	0	0	0	0	0	0
2015	Raiders	16	16	77	57	20	23	95	15.0	89.0	24	0	0	0	2	2	0	0	0	0	0	0	0	0	0	0	0
2016	Raiders	16	16	73	54	19	14	55	11.0	75.0	26	1	6	6t	1	3	5	3	1	0	0	0	0	0	0	0	0
2017	Raiders	16	16	78	61	17	15	71	10.5	75.5	22	0	0	0	0	3	1	1	0	0	0	0	0	0	0	0	0
2018	Bears	14	13	47	37	10	10	59	12.5	78.0	18	1	27	27t	1	4	6	2	0	0	0	0	0	0	0	0	0
2019	Bears	16	16	47	40	7	8	38	8.5	80.5	14	0	0	0	4	5	1	0	0	0	0	0	0	0	0	0	0
NFL TOTALS		94	93	398	308	90	86	375	61.5	427.0	116	2	33	27t	2	19	20	7	1	0	0	0	0	0	0	0	0

KHALIL MACK'S NFL POSTSEASON DEFENSIVE STATISTICS

DATE	TEAM	GP	TACKLES							INTERCEPTIONS					O. FUMB		ST			MISC							
			GS	TK	S	A	TFL	YDS	SK	YDS	QBH	NO	YDS	LG	TD	PD	FF	FR	YDS	TK	S	A	FF	FR	S	A	
2016	Raiders	1	1	11	8	3	2	5	0.0	0.0	0	0	0	0	0	0	0	0	0	0	0	0	0	0	0	0	0
2018	Bears	1	1	6	5	1	1	3	0.0	0.0	2	0	0	0	0	0	0	0	0	0	0	0	0	0	0	0	0
NFL TOTALS		2	2	17	13	4	3	8	0.0	0.0	2	0	0	0	0	0	0	0	0	0	0	0	0	0	0	0	0

SINGLE-GAME HIGHS: DEFENSIVE

Total Tackles	11 vs. Arizona Cardinals, Oct 19, 2014	Fumble Recoveries	1 at Oakland Raiders, Oct 06, 2019
Sacks	5.0 at Denver Broncos, Dec 13, 2015		...6 more at 1.
Passes Defended	2 vs. Los Angeles Chargers, Oct 27, 2019	Tackles For Loss	5 at Denver Broncos, Dec 13, 2015
Forced Fumbles	2 at Washington Redskins, Sep 23, 2019	Interceptions	1 at Green Bay Packers, Sep 09, 2018
			...1 more at 1.
		Interception Return Yards	27 at Green Bay Packers, Sep 09, 2018

SINGLE-GAME HIGHS - POSTSEASON: DEFENSIVE

Total Tackles	11 at Houston Texans, Jan 07, 2017	Tackles For Loss	2 at Houston Texans, Jan 07, 2017
----------------------	------------------------------------	-------------------------	-----------------------------------


BOBBY
MASSIE
70
Ht: 6-6
DOB: 8/1/89 (31)
Bears Season: 5
Acquired: UFA-16 (ARZ)

Wt: 325
College: Mississippi
NFL Season: 9

OFFENSIVE LINEMAN
PRO CAREER:

- Finished his eighth NFL season in 2019, appearing in 110 games with 102 starts with the Cardinals (2012-15) and Bears (2016-19)
- Part of an offensive line that allowed just 27 sacks in 2015 (tied for 4th fewest in the NFL) and 28 sacks in 2014 (tied for the 6th fewest in the NFL)
- Helped the Cardinals gain 6,692 yards from scrimmage in 2015, which ranked 2nd in the NFL and 2nd in franchise history
- One of six offensive linemen in the NFL that started all 16 contests as rookies in 2012 ... started 4 of 4 postseason contests for the Bears and Cardinals

2019 SEASON (Bears):

- Started 10 games at right tackle; inactive for Week 3 at Washington and Weeks 13-17

2018 SEASON (Bears):

- Started 16 games at right tackle, including the Wild Card playoff game vs Philadelphia
- Part of an offensive line that allowed just 33 sacks, tied for the third fewest in the NFL

2017 SEASON (Bears):

- Started 15 games at right tackle; inactive for Game 16

2016 SEASON (Bears):

- Started 15 games at right tackle; inactive Game 10
- Paved the way for rookie Jordan Howard to 1,313 rushing yards (second in NFL)
- Helped the Bears to the third most passing yards (gross and net) in franchise history

2015 SEASON (Cardinals):

- Started the Cardinals final 14 games of the regular season and both playoff games at RT
- Helped Arizona gain 6,692 yards from scrimmage, which ranked 2nd in the NFL and 2nd in franchise annals
- Part of an offensive line that allowed just 27 sacks (tied for 4th fewest in the NFL)
- On the reserve/suspended list for the first two games of the season

2014 SEASON (Cardinals):

- Started every game at RT, the second time in three years
- Part of line that allowed just 28 sacks on the season, tied for the 6th fewest in the NFL in 2014

2013 SEASON (Cardinals):

- Played in 8 games, seeing time at RT and as an eligible extra blocker
- Inactive for the first 6 games of the season
- Made season debut vs. Atlanta (10/27)

2012 SEASON (Cardinals):

- Started all 16 games at RT in his rookie season
- Was the only Cardinals rookie to start every game and was one of six rookie offensive linemen in the NFL to start all 16 games as a rookie

TRANSACTIONS:


- 01/26/2019:** Re-signed with Bears (four-year extension through 2022)
- 03/09/2016:** Signed/UFA with Bears (three-year contract through 2018)
- 05/15/2012:** Signed/draft choice with Cardinals (four-year contract through 2015)

COLLEGE:

- Appeared in 37 games at Ole Miss, starting the final 29 contests at RT
- Played three years at Mississippi after attending Hargrave Military Academy following his senior year of high school
- Two-time All-SEC selection, never allowed a QB sack while playing with the first unit offensive line and finished his career with 239 knockdowns and 29 TD-resulting blocks
- Helped lead the way for 14 individual 100-yard rushing performances and two 200-yard performances
- As a junior in '11, earned third team All-SEC honors from the league's coaches and was named first-team All-SEC by the NFL Draft Report after starting all 12 games at RT
- Recorded 102 knockdowns, the most by any offensive tackle in the league
- Attended Hargrave (Chatham, Va.) Military Academy following high school, where he was rated the top prep player in the nation

PERSONAL:

- Attended Liberty Christian (Lynchburg, Va.) Academy
- Named All-State and All-Virginia Independent first team selection as an offensive tackle and nose guard
- As a senior, part of a defensive unit that allowed 117 points en route to capturing their second league title, ranking 20th in the state while compiling a 13-0 record
- Posted 21 tackles, 4 sacks and 1 interception
- Helped guide the team to a 10-1 record and the league title as a junior, producing 35 tackles, 6 sacks, a forced fumble and a fumble recovery for a defensive unit that allowed only 88 points for the season
- Participated in the Offense-Defense All-America Bowl



SHERRICK
MCMANIS

27

Ht: 5-11
DOB: 12/19/87 (32)
Bears Season: 9
Acquired: TR-12 (HOU)

Wt: 203
College: Northwestern
NFL Season: 11

DEFENSIVE BACK

PRO CAREER:

- Has appeared in 131 contests (5 starts) over 10 seasons with Houston (2010-11) and Chicago (2012-19), recording 52 tackles, two interceptions, 1.0 sack, two tackles-for-loss, seven pass breakups and a forced fumble
- Has added 90 STTs, one blocked punt (which was returned by the Bears for a touchdown), one blocked FG, one forced fumble and three fumble recoveries on special teams
- Also owns 11 kickoff returns for 230 yards (20.9 avg)
- His 74 special teams tackles leads the Bears since joining the team in 2012
- Has ranked in the top 3 on the Bears in special teams tackles in each of his eight seasons with the Bears

HONORS:

- **2012:** NFC Special Teams Player of the Week (11/4/12)

2019 SEASON (Bears):

- Appeared in nine games as a reserve, recording three tackles, one pass defense and one forced fumble ... added eight STTs
- Inactive for Weeks 2-3 and 13
- Placed on injured reserve in Week 14

2018 SEASON (Bears):

- Appeared in 15 games (one start), recording 21 tackles, one sack, one interception, four passes defended and two tackles for loss
- Recorded his first career sack at Arizona (9/23)
- Adds three special teams tackles
- Started Wild Card playoff game, recording three tackles, three passes defended and one tackle for loss

2017 SEASON (Bears):

- Appeared in 13 games as a reserve, recording one tackle, a blocked FG and a fumble recovery on special teams and added 12 special teams tackles

2016 SEASON (Bears):

- Appeared in all 16 games as a reserve defensive back and special teams contributor; recorded 3 tackles while leading the team with 13 special teams tackles

2015 SEASON (Bears):

- Saw action in all 16 contests, starting 4 (Games 1, 3 & 5-6) in a 3 CB-set, collecting 19 tackles and 3 pass breakups
- Led the Bears with a career-high 17 special teams tackles

2014 SEASON (Bears):

- Appeared in 12 games; totaled 13 special teams tackles, which ranked second on the team
- Added 1 FR off a muffed punt and 4 defensive tackles

2013 SEASON (Bears):

- Played in 15 games with 1 start, the first of his career
- Finished second on the Bears with 15 special teams tackles

2012 SEASON (Bears):

- Finished tied for third on the team with 10 STTs in 12 games
- Helped the Bears set a franchise record in punt coverage allowing 3.4 ypr
- Recovered 1 fumble
- Named NFC Special Teams Player of the Week after blocking a punt week 9 at TEN (11/4/12), which was returned for a Bears touchdown

2011 SEASON (Texans):

- Recorded 5 STTs in 9 games played in Houston
- Returned 10 kickoffs for 205 yards (20.5 avg)

2010 SEASON (Texans):

- Saw action in 14 games with the Texans; made 11 special teams tackles, 2 defensive tackles and 1 INT

TRANSACTIONS:

- **04/16/2020:** Re-signed with Bears/UFA (one-year contract through 2020)
- **03/27/2018:** Re-signed with Bears/UFA (two-year contract through 2019)
- **03/10/2016:** Re-signed with Bears/UFA (two-year contract through 2017)
- **04/01/2015:** Re-signed with Bears/UFA (one-year contract through 2015)
- **03/19/2014:** Re-signed with Bears/UFA (one-year contract through 2014)
- **08/31/2012:** Traded from Texans to Bears (for FB Tyler Clutts)
- **05/28/2010:** Signed/draft choice with Texans (four-year contract)

COLLEGE:

- Finished sixth on NU's career INT list with nine and third on NU's career PBU list with 30
- 2009 First Team All-Big Ten selection by media
- Team's 2009 defensive most valuable player; ranked first in Big Ten and eighth nationally in INTs

PERSONAL:

- Attended Richwoods High School (Peoria, Ill.) where he earned team MVP and all-state honors (played eight different positions his senior year)
- Earned all-state honors from the *Champaign-Urbana News-Gazette*
- First team *Peoria Journal Star* all-conference selection in 2005
- Won the Illinois state long jump his junior year

SHERRICK MCMANIS' NFL REGULAR SEASON DEFENSIVE STATISTICS

DATE	TEAM	GP	GS	TACKLES							INTERCEPTIONS				O. FUMB			ST			MISC				
				TK	S	A	TFL	YDS	SK	YDS	QBH	NO	YDS	LG	TD	PD	FF	FR	YDS	TK	S	A	FF	FR	S
2010	Texans	14	0	2	1	1	0	0	0.0	0.0	0	1	1	1	0	1	0	0	11	8	3	0	0	0	0
2011	Texans	9	0	0	0	0	0	0	0.0	0.0	0	0	0	0	0	0	0	5	4	1	1	0	0	0	
2012	Bears	12	0	0	0	0	0	0	0.0	0.0	0	0	0	0	0	0	0	7	4	3	0	1	0	0	
2013	Bears	15	1	1	1	0	0	0	0.0	0.0	0	0	0	0	1	0	0	9	7	2	0	0	0	0	
2014	Bears	12	0	4	3	1	0	0	0.0	0.0	0	0	0	0	0	0	0	8	7	1	0	1	0	0	
2015	Bears	16	4	16	12	4	0	0	0.0	0.0	0	0	0	0	0	0	0	13	11	2	0	0	0	0	
2016	Bears	16	0	3	3	0	0	0	0.0	0.0	0	0	0	0	0	0	0	13	12	1	0	0	0	0	
2017	Bears	13	0	1	1	0	0	0	0.0	0.0	0	0	0	0	0	0	0	12	7	5	0	1	0	0	
2018	Bears	15	0	22	20	2	2	12	1.0	7.0	3	1	0	0	4	0	0	4	4	0	0	0	0	0	
2019	Bears	9	0	3	3	0	0	0	0.0	0.0	0	0	0	0	1	1	0	8	6	2	0	0	0	0	
NFL TOTALS		131	5	52	44	8	2	12	1.0	7.0	3	2	1	1	0	7	1	0	90	70	20	1	3	0	0

SHERRICK MCMANIS' NFL POSTSEASON DEFENSIVE STATISTICS

DATE	TEAM	GP	GS	TACKLES							INTERCEPTIONS				O. FUMB			ST			MISC				
				TK	S	A	TFL	YDS	SK	YDS	QBH	NO	YDS	LG	TD	PD	FF	FR	YDS	TK	S	A	FF	FR	S
2011	Texans	2	0	0	0	0	0	0	0.0	0.0	0	0	0	0	0	0	0	1	0	1	0	0	0	0	0
2018	Bears	1	1	3	2	1	1	1	0.0	0.0	0	0	0	0	3	0	0	0	0	0	0	0	0	0	0
NFL TOTALS		3	1	3	2	1	1	1	0.0	0.0	0	0	0	0	3	0	0	0	1	0	1	0	0	0	0

SINGLE-GAME HIGHS: DEFENSIVE

- | | | | |
|-------------------------|---|--|--|
| Total Tackles | 7 vs. Los Angeles Rams, Dec 09, 2018
...1 more at 7. | Interceptions | 1 at Arizona Cardinals, Sep 23, 2018
...1 more at 1. |
| Sacks | 1.0 at Arizona Cardinals, Sep 23, 2018 | Interception Return Yards | 1 vs. New York Giants, Oct 10, 2010 |
| Passes Defensed | 2 vs. Green Bay Packers, Dec 16, 2018 | Special Teams Tackles | 3 at Cincinnati Bengals, Dec 10, 2017
...5 more at 3. |
| Forced Fumbles | 1 at Oakland Raiders, Oct 06, 2019 | Special Teams Forced Fumbles | 1 at Jacksonville Jaguars, Nov 27, 2011 |
| Tackles For Loss | 1 vs. Los Angeles Rams, Dec 09, 2018
...1 more at 1. | Special Teams Fumble Recoveries | 1 vs. Pittsburgh Steelers, Sep 24, 2017
...2 more at 1. |

SINGLE-GAME HIGHS - POSTSEASON: DEFENSIVE

- | | | | |
|------------------------|---|------------------------------|---|
| Total Tackles | 3 vs. Philadelphia Eagles, Jan 06, 2019 | Tackles For Loss | 1 vs. Philadelphia Eagles, Jan 06, 2019 |
| Passes Defensed | 3 vs. Philadelphia Eagles, Jan 06, 2019 | Special Teams Tackles | 1 vs. Cincinnati Bengals, Jan 07, 2012 |

SINGLE-GAME HIGHS: RUSHING/RECEIVING

- | | | | |
|-----------------------------|--|-------------------------------|--|
| All-purpose yards | 67 vs. Cleveland Browns, Nov 06, 2011 | Longest Kickoff Return | 45 at Jacksonville Jaguars, Nov 27, 2011 |
| Kickoff Returns | 3 at Cincinnati Bengals, Dec 11, 2011
...2 more at 3. | Punt Returns | 1 at Minnesota Vikings, Dec 28, 2014 |
| Kickoff Return Yards | 67 vs. Cleveland Browns, Nov 06, 2011 | Special Teams Tackles | 3 at Cincinnati Bengals, Dec 10, 2017
...5 more at 3. |

MCMANIS



ANTHONY MILLER

17

WIDE RECEIVER

Ht: 5-11
DOB: 10/9/94 (25)
Bears Season: 3
Acquired: D2b-18

Wt: 190
College: Memphis
NFL Season: 3

PRO CAREER:

- Has appeared in 31 games with 11 starts, catching 85 passes for 1,079 yards (12.7 avg) and nine touchdowns
- Caught seven touchdowns in 2018, the second most among rookie wide receivers that season

2019 SEASON (Bears):

- Appeared in 16 games with seven starts, including the final five games of the season
- Finished second on the team with 656 receiving yards on 52 catches with two TDs
- Led the team with 12.6 yards per reception (min. 2 per game)
- From Weeks 11-15, recorded 33 catches for 431 yards (13.1 avg) and two scores, with two 100-yard receiving games
- Set career-highs with nine catches and 140 yards receiving in the Thanksgiving win at Detroit; caught three passes for 78 yards on the fourth-quarter game-winning drive; first an 11-yarder on first and 15, then a 35-yarder on third and 4, before a 32-yarder on third and 5, taking the Bears inside the Lions 2-yard line
- Caught another nine passes for 118 yards and a TD in Week 15 at Green Bay
- Caught six passes for 77 yards in a home win over the Giants in Week 12

2018 SEASON (Bears):

- Appeared in 15 games (four starts), catching 33 passes for 423 yards (12.8 avg) and seven touchdowns
- His seven touchdowns are most by a Bears rookie wideout since 1996 and ranked second among rookies in the NFL in 2018 (Calvin Ridley, Atlanta)
- Also rushed six times for 26 yards (4.3 avg)
- Caught first career touchdown on Monday Night Football on a 10-yard pass from Mitchell Trubisky
- Hauled in his second of the season on a 29-yard touchdown pass in the fourth quarter in Week 6 at the Dolphins
- Caught a four-yard touchdown in the third quarter in a Week 7 home win over the Jets
- Logged a season-high 122 receiving yards on five catches in a win vs. Detroit in Week 10, including a 45-yard touchdown in the second quarter; later caught a career-long 55-yarder from Trubisky in the third quarter
- Caught an 18-yard touchdown on Sunday Night Football in a Week 11 home win over the Vikings
- Caught a diving 1-yard pass from RB Tarik Cohen with :03 seconds remaining in regulation to force overtime
- Caught a four-yard touchdown pass in a Week 16 win at San Francisco right before halftime
- Caught three passes for 34 yards in Wild Card playoff game vs. Philadelphia (1/6/19)

TRANSACTIONS:

- **05/10/2018:** Signed/draft choice with Bears (four-year contract through 2021)

COLLEGE:

- Started 30-of-38 career contests at Memphis, recording 238 receptions for 3,590 yards (15.1 avg) and 37 touchdowns
- Added 31 carries for 148 yards (4.8 avg) and 3 touchdowns on the ground
- 2017 Consensus All-American, the first non-specialist to win that honor at Memphis
- Graduated from Memphis with career, single season and single game records for catches, yards receiving and touchdown receptions
- Miller and Isaac Bruce are the only 2 Memphis 1,000 yard, single-season receivers in school history
- Caught a pass in every game he played

PERSONAL:

- Played at Boyd Anderson High School in Lauderdale Lakes, Florida under coach Wayne Blair

ANTHONY MILLER'S NFL REGULAR SEASON RUSHING/RECEIVING STATISTICS

DATE	TEAM	RECEIVING							RUSHING				
		GP	GS	NO.	YDS	AVG	LG	TD	NO.	YDS.	AVG.	LG	TD
2018	Bears	15	4	33	423	12.8	55	7	6	26	4.3	9	0
2019	Bears	16	7	52	656	12.6	35	2	1	-1	-1.0	-1	0
NFL TOTALS		31	11	85	1,079	12.7	55	9	7	25	3.6	9	0

ANTHONY MILLER'S NFL POSTSEASON RUSHING/RECEIVING STATISTICS

DATE	TEAM	RECEIVING							RUSHING				
		GP	GS	NO.	YDS	AVG	LG	TD	NO.	YDS.	AVG.	LG	TD
2018	Bears	1	0	3	34	11.3	23	0	0	0	0.0	0	0
NFL TOTALS		1	0	3	34	11.3	23	0	0	0	0.0	0	0

ANTHONY MILLER'S NFL REGULAR SEASON RETURN STATISTICS

		KICKOFF RETURNS					PUNT RETURNS					
DATE	TEAM	RET.	YDS.	AVG.	LG	TD	NO.	FC	YDS	AVG	LG	TD
2018	Bears	6	139	23.2	31	0	0	0	0	0.0	0	0
2019	Bears	1	28	28.0	28	0	0	0	0	0.0	0	0
NFL TOTALS		7	167	23.9	31	0	0	0	0	0.0	0	0

SINGLE-GAME HIGHS: RUSHING/RECEIVING

Rush Attempts 2 at Minnesota Vikings, Dec 30, 2018
Rushing Yards 9 at Buffalo Bills, Nov 04, 2018
Longest Runs 9 at Buffalo Bills, Nov 04, 2018
Receptions 9 at Green Bay Packers, Dec 15, 2019
 ...1 more at 9.

Receiving Yards 140 at Detroit Lions, Nov 28, 2019
Longest Receptions 55 vs. Detroit Lions, Nov 11, 2018
Receiving TDs 1 at Green Bay Packers, Dec 15, 2019
 ...8 more at 1.

All-purpose yards 140 at Detroit Lions, Nov 28, 2019
Kickoff Returns 3 vs. Green Bay Packers, Dec 16, 2018
Kickoff Return Yards 75 vs. Green Bay Packers, Dec 16, 2018
Longest Kickoff Return 31 vs. Green Bay Packers, Dec 16, 2018
Special Teams Tackles 1 vs. Detroit Lions, Nov 10, 2019
 ...2 more at 1.

Miscellaneous Tackles 1 at Detroit Lions, Nov 28, 2019
 ...5 more at 1.
Most TDs 1 at Green Bay Packers, Dec 15, 2019
 ...8 more at 1.

SINGLE-GAME HIGHS - POSTSEASON: RUSHING/RECEIVING

Receptions 3 vs. Philadelphia Eagles, Jan 06, 2019
Receiving Yards 34 vs. Philadelphia Eagles, Jan 06, 2019

Longest Receptions 23 vs. Philadelphia Eagles, Jan 06, 2019
All-purpose yards 34 vs. Philadelphia Eagles, Jan 06, 2019

100-YARD RECEIVING GAMES (3): REGULAR SEASON

DATE	TEAM	NO.	YDS.	AVG.	LG	TD
11/11/18	LIONS	5	122	24.4	55	1
11/28/19	at Lions	9	140	15.6	35	0
12/15/19	at Packers	9	118	13.1	33	1

MILLER



BARKEVIOUS MINGO

50

LINEBACKER

Ht: 6-5
DOB: 10/4/90 (29)
Bears Season: 1
Acquired: UFA-20 (HOU)

Wt: 235
College: LSU
NFL Season: 8

PRO CAREER:

- Has played in 110 career games with 37 starts at linebacker; also owns one postseason start at LB for the Seahawks in the 2018 wild card loss to the Cowboys
- Has 182 career tackles, including 38 on special teams, 10.0 sacks, 21 TFL, four FF, three FR, and one INT
- Started a career-high 14 of 16 games at linebacker for the Seahawks in 2018

2019 SEASON (Houston):

- Played in all 16 games (one start) and contributed mostly on special teams, totaling five special teams tackles and one tackle and two quarterback hits on defense
- Made his Texans debut in the season opener at New Orleans
- Registered one special teams tackle at Baltimore
- Made his first start of the season on defense and logged a season-high two special teams tackles in the win over New England
- Finished with one total tackle and two quarterback hits vs. Tennessee (12/29), notching his fifth career game with multiple quarterback hits and first since Week 7 of the 2017 season vs. Jacksonville
- Contributed on both defense and special teams in the win over Buffalo in the Wild Card Round (1/4/20)
- Notched his first career punt block in the Divisional Round at Kansas City (1/12/20) that was recovered by CB Lonnie Johnson Jr. and returned for a touchdown; notched the first blocked punt for Houston since Week 1 of the 2014 season vs. Washington (Alfred Blue) and first in the postseason in franchise history

2018 SEASON (Seattle):

- Appeared in all 16 games for the Seahawks and started in a career-high 14 games as an outside linebacker and key special teams contributor
- Tallied 36 total tackles (28 solo) on the season and added three tackles for loss, one sack, two quarterback hits, one pass defended, one forced fumble and led the team with 12 special teams tackles
- Notched his only sack of the season against the Cowboys, bringing down QB Dak Prescott for a loss of 10 yards to open up the second half
- Tied his single-game career high with seven total tackles vs. the L.A. Rams and added one quarterback hit
- Posted a season-high seven solo tackles, including one tackle for loss in the Week 6 win at Oakland
- Recorded four tackles, one pass defended and forced a fumble by RB Christian McCaffrey at Carolina
- Started in the NFC Wild Card Round at Dallas and recorded one tackle

2017 SEASON (Indianapolis):

- Appeared in all 16 games (six starts) and finished the season tied for fifth on the team with a career-high 44 tackles (32 solo). Added 2.0 sacks for a career-high 27 yards, seven quarterback hits, two passes defended, while leading the team with career highs in forced fumbles (three) and fumble recoveries (two)
- Matched his season-high with seven solo tackles and recorded the Colts' only sack, for a loss of 17 yards, in Week 16 at Baltimore
- Notched his first sack of the season vs. Denver, bringing down QB Trevor Siemian for a loss of 10 yards. Also recorded four tackles and forced a fumble by RB Devontae Booker in the contest

2016 SEASON (New England):

- Played in all 16 regular season games for the Patriots and saw action in all three postseason contests including the Super Bowl LI win vs. Atlanta
- Finished the season with four defensive tackles and five special teams tackles

2015 SEASON (Cleveland):

- Appeared in all 16 games with the Browns (two starts) and finished the season with 18 tackles (13 solo), one tackle for loss, one interception and four passes defended. Added six special teams tackles on the season
- Notched the only interception of his career vs. Denver, picking off a pass from QB Peyton Manning in overtime

2014 SEASON (Cleveland):

- Saw action in 15 games (11 starts) and notched 39 tackles (24 solo), three tackles for loss, 2.0 sacks, eight quarterback hits, three passes defended and one fumble recovery
- Posted a season-high seven tackles vs. Cincinnati
- Tallied two tackles and notched his second sack of the season vs. Indianapolis, bringing down QB Andrew Luck for a loss of four yards
- Recorded his first sack of the season vs. Tampa Bay and added four tackles and two quarterback hits in the contest

2013 SEASON (Cleveland):

- Appeared in 15 games (three starts) as a rookie with the Browns, finishing the season with 40 tackles (27 solo), a career-high 5.0 sacks, nine tackles for loss, 12 quarterback hits and four passes defended
- His 5.0 sacks and nine tackles for loss ranked third among rookies and his 12 quarterback hits were second on the team
- Started the season with a sack in each of the first three games, at Baltimore, at Minnesota and vs. Cincinnati
- Posted a season-high four quarterback hits vs. Buffalo and added three tackles in the game

TRANSACTIONS:

- **03/22/2020:** Signed/UFA (one-year contract through 2020)
- **08/31/2019:** Traded to Houston (for DE/LB Jadeveon Clowney)
- **03/16/2018:** Signed by the Seahawks/UFA (two-year contract through 2019)
- **03/09/2017:** Signed by the Colts/UFA (one-year contract through 2017)
- **08/25/2016:** Traded to New England (for a 2017 5th-round draft pick)

- **05/02/2016:** Team declines fifth-year option on rookie contract
- **07/21/2013:** Signed by the Browns/draft choice (four-year contract; fifth-year option)

COLLEGE:

- Played three seasons (2009-12) at Louisiana State University in Baton Rouge, La. And appeared in 40 career games with the Tigers
- Amassed 199 tackles, 15.0 sacks, 27 quarterback hurries and 11 passes defended over his collegiate career
- Named second-team All-SEC as a sophomore (2011) and junior (2012) and earned Freshman All-SEC in 2010

PERSONAL:

- Attended West Monroe (La.) High School, where he was named a Class 5A first-team all-state after recording 59 tackles, seven sacks, four tackles for loss, four forced fumbles and seven fumble recoveries, helping his team to the state championship as a senior in 2008
- Son of Hugh Mingo and Barbara Johnson

MINGO

BARKEVIOUS MINGO'S NFL REGULAR SEASON DEFENSIVE STATISTICS

DATE	TEAM	GP	GS	TACKLES								INTERCEPTIONS				O. FUMB			ST			MISC				
				TK	S	A	TFL	YDS	SK	YDS	QBH	NO	YDS	LG	TD	PD	FF	FR	YDS	TK	S	A	FF	FR	S	A
2013	Browns	15	3	40	27	13	9	53	5.0	24.0	12	0	0	0	0	4	0	0	0	2	2	0	0	0	0	0
2014	Browns	15	11	39	24	15	3	17	2.0	8.0	8	0	0	0	0	3	0	1	0	3	2	1	0	0	0	0
2015	Browns	16	2	18	13	5	1	1	0.0	0.0	0	1	7	7	0	4	0	0	0	6	2	4	0	0	0	0
2016	Patriots	16	0	4	4	0	0	0	0.0	0.0	0	0	0	0	0	0	0	0	0	7	5	2	0	0	0	0
2017	Colts	16	6	44	32	12	5	37	2.0	27.0	7	0	0	0	0	2	3	2	0	3	3	0	0	1	0	0
2018	Seahawks	16	14	36	28	8	3	16	1.0	10.0	2	0	0	0	0	1	1	0	0	12	9	3	1	1	0	0
2019	Texans	16	1	1	0	1	0	0	0.0	0.0	2	0	0	0	0	0	0	0	0	5	5	0	0	0	0	0
NFL TOTALS		110	37	182	128	54	21	124	10.0	69.0	31	1	7	7	0	14	4	3	0	38	28	10	1	2	0	0

BARKEVIOUS MINGO'S NFL POSTSEASON DEFENSIVE STATISTICS

DATE	TEAM	GP	GS	TACKLES								INTERCEPTIONS				O. FUMB			ST			MISC				
				TK	S	A	TFL	YDS	SK	YDS	QBH	NO	YDS	LG	TD	PD	FF	FR	YDS	TK	S	A	FF	FR	S	A
2016	Patriots	3	0	0	0	0	0	0	0.0	0.0	0	0	0	0	0	0	0	0	0	2	2	0	0	0	0	0
2018	Seahawks	1	1	1	1	0	0	0	0.0	0.0	0	0	0	0	0	0	0	0	0	0	0	0	0	0	0	0
2019	Texans	2	0	0	0	0	0	0	0.0	0.0	0	0	0	0	0	0	0	0	0	0	0	0	0	0	0	0
NFL TOTALS		6	1	1	1	0	0	0	0.0	0.0	0	0	0	0	0	0	0	0	0	2	2	0	0	0	0	0

SINGLE-GAME HIGHS: DEFENSIVE

- | | | | |
|--------------------------|---|--|---|
| Total Tackles | 7 at Oakland Raiders, Oct 14, 2018
...4 more at 7. | Interceptions | 1 vs. Denver Broncos, Oct 18, 2015 |
| Sacks | 1.0 vs. Dallas Cowboys, Sep 23, 2018
...9 more at 1.0. | Interception Return Yards | 7 vs. Denver Broncos, Oct 18, 2015 |
| Passes Defensed | 2 vs. Pittsburgh Steelers, Nov 12, 2017 | Special Teams Tackles | 3 vs. Los Angeles Chargers, Nov 04, 2018 |
| Forced Fumbles | 1 at Carolina Panthers, Nov 25, 2018
...3 more at 1. | Special Teams Forced Fumbles | 1 vs. Kansas City Chiefs, Dec 23, 2018 |
| Fumble Recoveries | 1 at Buffalo Bills, Dec 10, 2017
...2 more at 1. | Special Teams Fumble Recoveries | 1 at Detroit Lions, Oct 28, 2018
...1 more at 1. |
| Tackles For Loss | 2 at Baltimore Ravens, Dec 23, 2017
...1 more at 2. | | |

SINGLE-GAME HIGHS - POSTSEASON: DEFENSIVE

- | | | | |
|----------------------|-----------------------------------|------------------------------|------------------------------------|
| Total Tackles | 1 at Dallas Cowboys, Jan 05, 2019 | Special Teams Tackles | 2 at Atlanta Falcons, Feb 05, 2017 |
|----------------------|-----------------------------------|------------------------------|------------------------------------|



DAVID
MONTGOMERY

32

Ht: 5-11
DOB: 6/7/97 (23)
Bears Season: 2
Acquired: D3-19

Wt: 216
College: Iowa State
NFL Season: 2

RUNNING BACK

MONTGOMERY

PRO CAREER:

- Appeared in all 16 games during his rookie season for the Bears after being selected in the third round of the 2019 draft

2019 SEASON (Bears):

- Appeared in 16 games (eight starts) in his rookie season
- Finished the season with 889 rushing and 185 receiving yards to become the ninth Bears rookie to top 1,000 yards from scrimmage in their rookie season (1,074 yards from scrimmage) and the first since Jordan Howard in 2016
- His 889 yards and six TDs were both second in the NFL behind Oakland's Josh Jacobs (1,150 yds, 7 TDs) among rookie RBs
- Tied for the team lead with seven total touchdowns (6 rushing, 1 receiving)
- Added 25 receptions for 185 yards (7.4 avg) and one touchdown
- Rushed for 113 yards on 23 carries, including a 14-yard TD, in the Week 17 win at the Vikings, his second 100-yard game
- Rushed for a career-high 135 yards in Week 8 vs. the Chargers
- Recorded the first multi-touchdown game of his career at Philadelphia when he scored two 1-yard rushing scores in the third and fourth quarters; also recorded a season-long 30-yard reception in that game
- Scored the game-winning TD on a 3-yard pass from Mitchell Trubisky to cap a season-long 90-yard drive on Thanksgiving at Detroit

TRANSACTIONS:

- **06/14/2019:** Signed/draft choice with Bears (four-year contract through 2022)

COLLEGE:

- Played three seasons in Ames, finishing with 2,925 rushing yards (6th in ISU history) and 26 rushing TDs (8th in school history)
- Posted 15 100-yard rushing games (third best) and racked up 3,507 all-purpose yards (sixth best)
- Recorded 71 career receptions, fifth-best all-time by a Cyclone running back, for 582 yards
- 2017 and 2018 First-Team All-Big 12; First-Team All-American by *Pro Football Focus*
- Ranked third in the Big 12 and 23rd nationally in rushing yards per game (101.3) in 2018
- Broke the 1,000-yard rushing barrier for the second consecutive year in 2018 (1,216), becoming the eighth Cyclone with multiple 1,000-yard seasons
- Had seven 100-yard rushing games in 2018, tying for third on ISU's season list, and 13 rushing TDs, tying for second in the Big 12
- Led the nation in forced missed tackles in 2018 according to *Pro Football Focus* for the second-straight year (99)

PERSONAL:

- Played at Mount Healthy High School in Cincinnati, Ohio
- Three-time all-state selection, rushing for 6,666 yards and 91 TDs in his four-year career
- Was a dual-threat quarterback and was named the Division III Ohio Player of the Year by the AP in 2015
- Rambled for a career-high 373 yards vs. Edgewood; also passed for 726 yards and seven TDs
- Posted 13 games in his career with over 200 yards rushing

DAVID MONTGOMERY'S NFL REGULAR SEASON RUSHING/RECEIVING STATISTICS

DATE	TEAM	RUSHING						RECEIVING					
		GP	GS	NO.	YDS.	AVG.	LG	TD	NO.	YDS	AVG	LG	TD
2019	Bears	16	8	242	889	3.7	55	6	25	185	7.4	30	1
NFL TOTALS		16	8	242	889	3.7	55	6	25	185	7.4	30	1

SINGLE-GAME HIGHS: RUSHING/RECEIVING

Rush Attempts
Rushing Yards
Longest Runs
Rushing TDs
Receptions
Receiving Yards

27 vs. Los Angeles Chargers, Oct 27, 2019
135 vs. Los Angeles Chargers, Oct 27, 2019
55 vs. Los Angeles Chargers, Oct 27, 2019
2 at Philadelphia Eagles, Nov 03, 2019
4 vs. Los Angeles Chargers, Oct 27, 2019
36 at Philadelphia Eagles, Nov 03, 2019

Longest Receptions
Receiving TDs
All-purpose yards
Miscellaneous Tackles
Most TDs

30 at Philadelphia Eagles, Nov 03, 2019
1 at Detroit Lions, Nov 28, 2019
147 vs. Los Angeles Chargers, Oct 27, 2019
1 vs. New York Giants, Nov 24, 2019
...1 more at 1.
2 at Philadelphia Eagles, Nov 03, 2019

100-YARD RUSHING GAMES (2): REGULAR SEASON

DATE	TEAM	ATT.	YDS.	AVG.	LG	TD
10/27/19	CHARGERS	27	135	5.0	55	1
12/29/19	at Vikings	23	113	4.9	14t	1



BILAL NICHOLS

98

Ht: 6-4
 DOB: 9/14/96 (23)
 Bears Season: 3
 Acquired: 05-18

Wt: 290
 College: Delaware
 NFL Season: 3

DEFENSIVE TACKLE

PRO CAREER:

- Finished his second season in 2019 after being drafted in the 5th round (145th overall) in the 2018 draft
- Has appeared in 27 games with 18 starts, recording 55 tackles, 3.0 sacks, two forced fumbles, two fumble recoveries and six tackles for loss
- Appeared as a reserve in Wild Card playoff game vs. PHI (1/6/19)

2019 SEASON (Bears):

- Appeared in 13 games with 12 starts, recording 27 tackles, one fumble recovery and one TFL

2018 SEASON (Bears):

- Appeared in 14 games (six starts), recording 28 tackles, 3.0 sacks, two forced fumbles, one fumble recovery and five tackles for loss

TRANSACTIONS:

- **05/10/2018:** Signed/draft choice with Bears (four-year contract through 2021)

COLLEGE:

- Played in 44 career games with 21 starts, recording 104 tackles, 17.5 TFLs, 9.5 sacks, 4 forced fumbles, 2 interceptions and 15 pass breakups

PERSONAL:

- Played at Hodgson Vo-Tech High School in Newark, Del.

BILAL NICHOLS' NFL REGULAR SEASON DEFENSIVE STATISTICS																											
DATE	TEAM	GP	TACKLES								INTERCEPTIONS					O. FUMB			ST			MISC					
			GS	TK	S	A	TFL	YDS	SK	YDS	QBH	NO	YDS	LG	TD	PD	FF	FR	YDS	TK	S	A	FF	FR	S	A	
2018	Bears	14	6	28	20	8	5	21	3.0	29.5	7	0	0	0	0	2	1	0	0	0	0	0	0	0	0	0	0
2019	Bears	13	12	27	15	12	1	2	0.0	0.0	2	0	0	0	0	1	0	1	0	0	0	0	0	0	0	0	
NFL TOTALS		27	18	55	35	20	6	23	3.0	29.5	9	0	0	0	0	1	2	2	0	0	0	0	0	0	0	0	

BILAL NICHOLS' NFL POSTSEASON DEFENSIVE STATISTICS																											
DATE	TEAM	GP	TACKLES								INTERCEPTIONS					O. FUMB			ST			MISC					
			GS	TK	S	A	TFL	YDS	SK	YDS	QBH	NO	YDS	LG	TD	PD	FF	FR	YDS	TK	S	A	FF	FR	S	A	
2018	Bears	1	0	0	0	0	0	0	0.0	0.0	0	0	0	0	0	0	0	0	0	0	0	0	0	0	0	0	
NFL TOTALS		1	0	0	0	0	0	0	0.0	0.0	0	0	0	0	0	0	0	0	0	0	0	0	0	0	0	0	

SINGLE-GAME HIGHS: DEFENSIVE

Total Tackles Sacks

6 at New York Giants, Dec 02, 2018
 1.0 at Minnesota Vikings, Dec 30, 2018
 ...1 more at 1.0.

Passes Defensed

1 vs. Dallas Cowboys, Dec 05, 2019

Forced Fumbles

1 vs. Detroit Lions, Nov 11, 2018
 ...1 more at 1.

Fumble Recoveries

1 at Minnesota Vikings, Dec 29, 2019
 ...1 more at 1.

Tackles For Loss

2 vs. Tampa Bay Buccaneers, Sep 30, 2018



PAT
O'DONNELL

16

PUNTER

Ht: 6-4
DOB: 2/22/91 (29)
Bears Season: 7
Acquired: D6b-14

Wt: 212
College: Miami (FL)
NFL Season: 7

PRO CAREER:

- Finished his sixth season with Chicago (2014-19), lifting his career totals to 438 punts for 19,662 yards (44.9 gross avg) while landing 153 punts inside the 20 with 27 touchbacks
- 1,723 return yards for a net average of 39.4 (ranks first in franchise history) in 95 games
- Recorded a 38-yard passing touchdown on a fake punt vs. MIN (10/9/17)

2019 SEASON (Bears):

- Appeared in 16 games, punting 80 times for 3,586 yards (44.8 avg), recording a long of 75 with 27 landing inside the 20
- 75-yard punt at DEN (9/15) was a career-high
- Set Bears single-season net average (40.7) topping mark by Adam Podlesh in 2011 (40.4)

2018 SEASON (Bears):

- Appeared in 16 games, punting 62 times for 2,791 yards (45.0 avg), with a net of 39.7 and a long of 65

2017 SEASON (Bears):

- In 16 games, punted 87 times for 4,087 yards for a gross average of 47.0 (all career-highs)

2016 SEASON (Bears):

- Punted 68 times for 2,994 yards (44.0 gross avg) with 24 inside the 20, five touchbacks and 282 return yards for a 38.4 net average in 16 games

2015 SEASON (Bears):

- Hit 70 punts for 3,097 yards (44.2 avg) with 28 inside the 20, four touchbacks and 197 return yards for a 39.7 net average in 15 contests

2014 SEASON (Bears):

- Finished rookie campaign totaling 71 punts for 3,107 yards (43.8 gross avg) with 20 punts downed inside the 20, three touchbacks, one blocked punt and 335 opponent return yards for a 37.7 net avg

TRANSACTIONS:

- 03/20/2019:** Re-signed/UFA (two-year contract through 2020)
- 03/16/2018:** Re-signed/UFA (one-year contract through 2018)
- 05/13/2014:** Signed/draft choice with Bears (four-year contract through 2017)

COLLEGE:

- Appeared in 54 games for Cincinnati (2009-12) and Miami (2013); had 234 punts for 10,168 yards (43.5 avg) with 78 punts downed inside the opponent's 20-yard line
- Set Miami's single-season record for yards-per-punt average (47.1)
- Was named to various All-ACC teams following the 2013 season and also named the Hurricane's Special Teams MVP

PERSONAL:

- Three-year letterwinner in both football and track and field at Palm Beach Central High School in Wellington, Fla.
- Earned first team all-state honors after averaging 45 yards on punts and had 95 percent touchback rate of kickoffs

PAT O'DONNELL'S NFL REGULAR SEASON PUNTING STATISTICS

DATE	TEAM	GP	OPP.					NET					
			NO.	YDS.	AVG.	RET.	YDS.	YDS.	AVG.	TB	IN20	LG	BK
2014	Bears	16	71	3,107	43.8	33	335	2,712	37.7	3	20	61	1
2015	Bears	15	70	3,097	44.2	27	197	2,820	39.7	4	28	72	1
2016	Bears	16	68	2,994	44.0	22	282	2,612	38.4	5	24	67	0
2017	Bears	16	87	4,087	47.0	49	512	3,455	39.7	6	27	69	0
2018	Bears	16	62	2,791	45.0	20	150	2,501	39.7	7	28	65	1
2019	Bears	16	80	3,586	44.8	35	247	3,299	40.7	2	26	75	1
NFL TOTALS		95	438	19,662	44.9	186	1,723	17,399	39.4	27	153	75	4

PAT O'DONNELL'S NFL POSTSEASON PUNTING STATISTICS

DATE	TEAM	GP	OPP.					NET					
			NO.	YDS.	AVG.	RET.	YDS.	YDS.	AVG.	TB	IN20	LG	BK
2018	Bears	1	6	243	40.5	1	-1	244	40.7	0	4	49	0
NFL TOTALS		1	6	243	40.5	1	-1	244	40.7	0	4	49	0

SINGLE-GAME HIGHS: PUNTER

Punts	10 at Seattle Seahawks, Sep 27, 2015
Gross Punting Yards	477 at Seattle Seahawks, Sep 27, 2015
Gross Punting Avg	57.4 at Denver Broncos, Sep 15, 2019
Net Punting Yards	384 at Seattle Seahawks, Sep 27, 2015
Net Punting Avg	50.4 at Denver Broncos, Sep 15, 2019
Longest Punt	75 at Denver Broncos, Sep 15, 2019
Inside the 20	4 vs. Dallas Cowboys, Dec 05, 2019 ...4 more at .

Pass Attempts	1 vs. Minnesota Vikings, Oct 09, 2017
Pass Completions	1 vs. Minnesota Vikings, Oct 09, 2017
Yards Passing	38 vs. Minnesota Vikings, Oct 09, 2017
TD Passes	1 vs. Minnesota Vikings, Oct 09, 2017
Rush Attempts	1 at Green Bay Packers, Nov 09, 2014
Special Teams Tackles	1 at Washington Redskins, Sep 23, 2019 ...5 more at .

SINGLE-GAME HIGHS - POSTSEASON: PUNTER

Punts	6 vs. Philadelphia Eagles, Jan 06, 2019
Gross Punting Yards	243 vs. Philadelphia Eagles, Jan 06, 2019
Gross Punting Avg	40.5 vs. Philadelphia Eagles, Jan 06, 2019
Net Punting Yards	244 vs. Philadelphia Eagles, Jan 06, 2019

Net Punting Avg	40.7 vs. Philadelphia Eagles, Jan 06, 2019
Longest Punt	49 vs. Philadelphia Eagles, Jan 06, 2019
Inside the 20	4 vs. Philadelphia Eagles, Jan 06, 2019

CORDARRELLE PATTERSON

84

Wide Receiver

Ht: 6-2
DOB: 3/17/91 (29)
Bears Season: 3
Acquired: UFA-19 (NE)

Wt: 238
College: Tennessee
NFL Season: 7

13 16 19 18

PRO CAREER:

- Has appeared in 111 games (33 starts) through seven seasons with the Minnesota Vikings (2013-16), Oakland Raiders (2017), New England Patriots (2018) and Chicago Bears (2019), tallying 1,955 receiving yards on 195 receptions (10.0avg.) and 785 rushing yards on 103 attempts (7.6 avg.)
- Three-time Pro Bowler
- Owns 6,101 kick return yards on 204 attempts (29.9 avg.) and seven touchdowns and has returned one punt for nine yards
- Leads all kickoff returners for touchdowns in the NFL since entering the league in 2013 (6)
- Led the NFL in kick return average on four occasions: 2013 (32.4), 2015 (31.8), 2016 (31.7) and 2019 (29.5)
- Owns second-highest kickoff return average in NFL history (29.9)
- Seven career kick return touchdowns is one off the league record

HONORS:

- **2019:** Named to the Pro Bowl (ST); *Associated Press* First Team All-Pro; NFC Special Player of the Month for November
- **2016:** Named to the Pro Bowl (KR); *Associated Press*, *Sporting News* and PFWA First Team All-Pro
- **2015:** *Sporting News* and PFWA First Team All-Pro (KR)
- **2013:** Named to the Pro Bowl (KR); *Associated Press*, *Sporting News* and PFWA First Team All-Pro; NFC Special Player of the Month for September; NFL All-Rookie Team; Week 8 NFC Special Teams Player of the Week

2019 SEASON (Bears):

- Appeared in 16 games (four starts), catching 11 passes for 83 yards and rushing 17 times for 103 yards (6.1 avg.), including 46-yard run at DEN (9/15)
- Voted to the Pro Bowl as a special teamer
- Led the league in kickoff return yards (825) and kick return average (29.5)
- Returned a kickoff 102 yards for a TD in Week 7 against NO, the first KO return for a TD by the Bears since Chris Williams returned a KO 101 yards for a TD at Green Bay (11/9/2014) and the first KO return for a TD by a Bears player at Soldier Field since Devin Hester against the Vikings on 10/16/2011
- Awarded Special Teams Player of the Month (November), becoming the first Bear to win award since Devin Hester in 2011

2018 SEASON (Patriots):

- Appeared in 15 games, making six starts for the Super Bowl Champion Patriots
- Tallied 247 receiving yards on 21 grabs (11.8 avg.) with three touchdowns while rushing for single-season career-best figures in both yards (228) and carries (42) while adding an additional score on the ground
- Logged the league's third-highest kick return average at 28.8 yards per return with 663 yards on 23 attempts with one touchdown

2017 SEASON (Raiders):

- Played all 16 regular-season games with two starts and totaled 31 receptions for 309 yards and 13 rushing attempts for 121 yards and two touchdowns
- Returned 19 kickoffs for 538 yards

2016 SEASON (Vikings):

- Played all 16 regular-season games with eight starts and caught a career-high 52 passes for 453 yards and two touchdowns
- Selected to his second-career Pro Bowl as a kick returner and was named to the Associated Press All-Pro First Team for the second time and the PFWA All NFL Team for the third time
- Rushed seven times for 43 yards
- Returned 25 kickoffs for 792 yards and a touchdown and one punt for 9 yards

2015 SEASON (Vikings):

- Played in all 16 regular-season games with one start
- Named to the PFWA All-NFL Team for the second time as a kick returner
- Returned 32 kickoffs for 1,019 yards and two touchdowns

2014 SEASON (Vikings):

- Played in all 16 games with seven starts
- Posted 33 receptions for 384 yards and one touchdown
- Returned 34 kickoffs for 871 yards
- Set the NFL record for most rushing yards by a wide receiver in a single game with 102 yards on three carries at St. Louis, including a 67-yard touchdown, the longest rushing touchdown by a wide receiver in Vikings history

2013 SEASON (Vikings):

- Played in all 16 games with six starts and finished with 45 receptions for 469 yards and four touchdowns and 12 rushing attempts for 158 yards and three touchdowns
- Selected to his first career Pro Bowl as a kick returner and was named to the Associated Press All-Pro First Team
- Named to the PFWA All-NFL Team and All-Rookie Team
- Earned NFC Special Teams Player of the Month for September in his first month as a pro after returning 12 kickoffs for 406 yards and a touchdown
- Named NFL Offensive Rookie of the Month for December for posting 16 receptions for 219 yards and three touchdowns and totaling 10 rushing attempts for 156 yards and three more scores
- Returned 43 kickoffs for a team record 1,393 yards and two touchdowns

TRANSACTIONS:

- **03/13/2019:** Signed/UFA with Bears (two-year contract through 2020)
- **03/19/2018:** Traded to New England Patriots
- **03/13/2017:** Signed/UFA with Raiders (two-year contract through 2018)
- **05/03/2016:** Vikings decline fifth-year option on rookie contract
- **07/25/2013:** Signed/draft choice with Vikings (four-year contract; fifth-year option)

COLLEGE:

- Played one season at Tennessee after transferring from Hutchinson (Kansas) Community College, earning All-SEC honors in 2012
- Tabbed as All-SEC First Team by Associated Press as an All-Purpose Player and earned All-SEC First Team All-Purpose Player by conference coaches
- Started all 12 games and set a school record with 1,858 all-purpose yards
- Became the first player to score a touchdown four different ways in a season since 2008 (receiving, rushing, punt return, kickoff return)

PERSONAL:

- Attended Northwestern High School in Rock Hill, South Carolina and helped lead team to the Class 4A Division II state title game as a senior in 2008
- Majored in communications at Tennessee

CORDARRELLE PATTERSON'S NFL REGULAR SEASON RUSHING/RECEIVING STATISTICS													
DATE	TEAM	RECEIVING						RUSHING					
		GP	GS	NO.	YDS	AVG	LG	TD	NO.	YDS.	AVG.	LG	TD
2013	Vikings	16	6	45	469	10.4	79t	4	12	158	13.2	50t	3
2014	Vikings	16	7	33	384	11.6	28	1	10	117	11.7	67t	1
2015	Vikings	16	1	2	10	5.0	9	0	2	15	7.5	9	0
2016	Vikings	16	8	52	453	8.7	39	2	7	43	6.1	22	0
2017	Raiders	16	2	31	309	10.0	59	0	13	121	9.3	47t	2
2018	Patriots	15	5	21	247	11.8	55t	3	42	228	5.4	27	1
2019	Bears	16	4	11	83	7.5	33	0	17	103	6.1	46	0
NFL TOTALS		111	33	195	1,955	10.0	79t	10	103	785	7.6	67t	7

CORDARRELLE PATTERSON'S NFL POSTSEASON RUSHING/RECEIVING STATISTICS													
DATE	TEAM	RECEIVING						RUSHING					
		GP	GS	NO.	YDS	AVG	LG	TD	NO.	YDS.	AVG.	LG	TD
2015	Vikings	1	0	0	0	0.0	0	0	0	0	0.0	0	0
2018	Patriots	3	0	4	32	8.0	15	0	3	10	3.3	6	0
NFL TOTALS		4	0	4	32	8.0	15	0	3	10	3.3	6	0

CORDARRELLE PATTERSON'S NFL REGULAR SEASON RETURN STATISTICS												
DATE	TEAM	KICKOFF RETURNS					PUNT RETURNS					
		RET.	YDS.	AVG.	LG	TD	NO.	FC	YDS	AVG	LG	TD
2013	Vikings	43	1,393	32.4	109t	2	0	1	0	0.0	0	0
2014	Vikings	34	871	25.6	51	0	0	0	0	0.0	0	0
2015	Vikings	32	1,019	31.8	101t	2	0	0	0	0.0	0	0
2016	Vikings	25	792	31.7	104t	1	1	1	9	9.0	9	0
2017	Raiders	19	538	28.3	49	0	0	0	0	0.0	0	0
2018	Patriots	23	663	28.8	95t	1	0	0	0	0.0	0	0
2019	Bears	28	825	29.5	102t	1	0	0	0	0.0	0	0
NFL TOTALS		204	6,101	29.9	109t	7	1	2	9	9.0	9	0

CORDARRELLE PATTERSON'S NFL POSTSEASON RETURN STATISTICS

DATE	TEAM	KICKOFF RETURNS					PUNT RETURNS					
		RET.	YDS.	AVG.	LG	TD	NO.	FC	YDS	AVG	LG	TD
2015	Vikings	3	65	21.7	34	0	0	0	0	0.0	0	0
2018	Patriots	5	141	28.2	38	0	0	0	0	0.0	0	0
NFL TOTALS		8	206	25.8	38	0	0	0	0	0.0	0	0

SINGLE-GAME HIGHS: RUSHING/RECEIVING

Rush Attempts	11 vs. Green Bay Packers, Nov 04, 2018
Rushing Yards	102 at St. Louis Rams, Sep 07, 2014
Longest Runs	67t at St. Louis Rams, Sep 07, 2014
Rushing TDs	1 vs. Green Bay Packers, Nov 04, 2018 ...6 more at 1.
Receptions	8 at Green Bay Packers, Nov 24, 2013
Receiving Yards	141 at Baltimore Ravens, Dec 08, 2013
Longest Receptions	79t at Baltimore Ravens, Dec 08, 2013
Receiving TDs	1 at Miami Dolphins, Dec 09, 2018 ...9 more at 1.
All-purpose yards	258 at Baltimore Ravens, Dec 08, 2013
Kickoff Returns	5 vs. Seattle Seahawks, Dec 06, 2015 ...2 more at 5.

Kickoff Return Yards	228 vs. Green Bay Packers, Oct 27, 2013
Longest Kickoff Return	109t vs. Green Bay Packers, Oct 27, 2013
Kickoff Return TDs	1 vs. New Orleans Saints, Oct 20, 2019 ...6 more at 1.
Fair Catches	1 vs. Dallas Cowboys, Dec 01, 2016 ...1 more at 1.
Punt Return Yards	9 at Tennessee Titans, Sep 11, 2016
Punt Returns	1 vs. Dallas Cowboys, Dec 01, 2016
Special Teams Tackles	1 at Detroit Lions, Nov 28, 2019 ...15 more at 1.
Miscellaneous Tackles	1 vs. Miami Dolphins, Sep 30, 2018 ...1 more at 1.
Most TDs	2 vs. Detroit Lions, Dec 29, 2013

SINGLE-GAME HIGHS - POSTSEASON: RUSHING/RECEIVING

Rush Attempts	2 at Los Angeles Rams, Feb 03, 2019
Rushing Yards	7 at Los Angeles Rams, Feb 03, 2019
Longest Runs	6 at Los Angeles Rams, Feb 03, 2019
Receptions	2 at Los Angeles Rams, Feb 03, 2019 ...1 more at 2.
Receiving Yards	18 at Kansas City Chiefs, Jan 20, 2019

Longest Receptions	15 at Kansas City Chiefs, Jan 20, 2019
All-purpose yards	98 at Kansas City Chiefs, Jan 20, 2019
Kickoff Returns	3 at Kansas City Chiefs, Jan 20, 2019 ...1 more at 3.
Kickoff Return Yards	80 at Kansas City Chiefs, Jan 20, 2019
Longest Kickoff Return	38 at Los Angeles Rams, Feb 03, 2019 ...1 more at 38.

100-YARD RECEIVING GAMES (1): REGULAR SEASON

DATE	TEAM	NO.	YDS.	AVG.	LG	TD
12/08/13	at Ravens	5	141	28.2	79t	1

100-YARD RUSHING GAMES (1): REGULAR SEASON

DATE	TEAM	ATT.	YDS.	AVG.	LG	TD
09/07/14	at Rams	3	102	34.0	67t	1



EDDY PINEIRO

15

KICKER

Ht: 5-11
 DOB: 9/13/95 (24)
 Bears Season: 2
 Acquired: TR-19 (OAK)

Wt: 177
 College: Florida
 NFL Season: 3

PRO CAREER:

- Has played in 16 career games for the Bears, handling kickoff and field goal duties

2019 SEASON (Bears):

- Finished the season 23-of-28 (82.1%) while converting on 27-of-29 (93.1%) extra-point attempts
- Among kickers in their first season with Chicago, Pineiro finished third in FG percentage behind only Kevin Butler (1985, 83.3%) and Jeff Jaeger (1996, 82.6%)
- Converted on 11 consecutive FGs to finish the season
- Converted on a career-high four FGs in the Week 17 win at the Vikings, including a 22-yard game winner with 10 seconds left
- Kicked two-game winners: a 53-yarder as time expired in a Week 2 win at Denver and his 22-yarder in Week 17 at Minnesota
- Went 3-for-3 on FGs in Week 2 at Denver and in Week 4 vs. Minnesota
- Kicked off 50 times with 26 touchbacks

2018 SEASON (Raiders):

- Spent his rookie season on injured reserve in Oakland

TRANSACTIONS:

- **05/07/2019:** Traded from Oakland to Chicago (for conditional 2021 7th-round pick)
- **05/04/2018:** Signed by the Raiders (UDFA)

COLLEGE:

- Connected on 29 of his last 30 field goal attempts between the end of the 2016 season and the entire 2017 campaign at Florida
- Finished his career connecting on 38-for-43 field goals (88.4%), which ranks first in UF history (min. 35 attempts)
- 38 made field goals place him sixth all-time in Florida history
- Connected on 16 straight field goals to close the 2017 season, which tied for the second longest streak in program history

PERSONAL:

- A standout soccer player at Miami Sunset Senior High School
- Played soccer at ASA Community College in Miami prior to enrolling at Florida on a football scholarship
- Only played in seven football games in his high school career, primarily handling kickoff duties and extra points for his high school team

EDDY PINEIRO'S NFL REGULAR SEASON KICKING STATISTICS

DATE	TEAM	GP	FGM	FGA	PCT.	LG	XP	XPA	PCT.	BLK	PTS
2018	Raiders	0	0	0	0.0	0	0	0	0.0	0	0
2019	Bears	16	23	28	82.1	53	27	29	93.1	0	96
NFL TOTALS		16	23	28	82.1	53	27	29	93.1	0	96

EDDY PINEIRO'S NFL REGULAR SEASON FIELD-GOAL ACCURACY STATISTICS

DATE	TEAM	1-19	PCT.	20-29	PCT.	30-39	PCT.	40-49	PCT.	50+	PCT.
2018	Raiders	0-0	0.0	0-0	0.0	0-0	0.0	0-0	0.0	0-0	0.0
2019	Bears	1-1	100.0	8-8	100.0	9-10	90.0	3-7	42.9	2-2	100.0
NFL TOTALS		1-1	100.0	8-8	100.0	9-10	90.0	3-7	42.9	2-2	100.0

SINGLE-GAME HIGHS: KICKER

Field Goals Made 4 at Minnesota Vikings, Dec 29, 2019
Field Goal Attempts 5 vs. Los Angeles Chargers, Oct 27, 2019
Longest Field Goals Made 53 at Denver Broncos, Sep 15, 2019

PATs Made 4 vs. Dallas Cowboys, Dec 05, 2019
 ...1 more at 4.
PAT Attempts 4 vs. Dallas Cowboys, Dec 05, 2019
 ...1 more at 4.
Points 13 at Minnesota Vikings, Dec 29, 2019

PINEIRO



ROBERT QUINN

94

LINEBACKER

Ht: 6-4
DOB: 5/18/90 (30)
Bears Season: 1
Acquired: UFA-20 (DAL)

Wt: 260
College: North Carolina
NFL Season: 10

13 '14

PRO CAREER:

- A two-time Pro Bowler (2013, 2014)
- 2013 PWFA Defensive Player of the Year when he finished second in the NFL with a then Rams franchise-record 19.0 sacks while also setting career-highs with 11 tackles-for-loss, 34 pressures and seven forced fumbles
- Originally entered the NFL as a first-round pick (14th overall) by the St. Louis Rams out of the University of North Carolina in the 2011 NFL Draft
- Has appeared in 125 NFL games (106 starts), tallying 289 tackles (225 solo), 80.5 sacks, 90 tackles-for-loss, 145 quarterback hurries and 24 forced fumbles
- With 80.5 sacks at age 29, only Von Miller (98.0), Chandler Jones (96.0), J.J. Watt (92.0) and Terrell Suggs (82.5) had more before turning 30
- Has been ranked among the NFL's Top 100 players twice (2014, 2015)

2019 SEASON (Cowboys):

- Started 14 games for the Cowboys and wrapped up 11.5 sacks (for minus-86 yards) while adding a team-high 22 QBH and 13 TFL
- Recorded his fourth season with double-digit sacks and his highest sack total since the 2013 campaign when he tallied a career-high 19.0
- Recorded a team-high 22 QBH and 13 TFL
- Recorded 2.0 sacks at New Orleans and again at the Jets
- Generated pressure on 14.0 percent of pass rushes last season, second highest in the NFL behind Green Bay's Za'Darius Smith (14.6 percent), according to Next Gen Stats

2018 SEASON (Dolphins):

- In his lone season with the Dolphins, started all 16 games for the third time in his career and the first since 2014; tallied 38 tackles, 6.5 sacks, 15 pressures, four tackles-for-loss and two forced fumbles
- Made his Dolphins debut against Tennessee with four tackles
- Logged his first sack of the season at the N.Y. Jets
- Had a season-high 1.5 sacks at Green Bay before posting four straight games with a sack Weeks 13-16

2017 (Los Angeles Rams):

- In his final season with the Rams, notched 34 tackles, 8.5 sacks, four tackles for loss, 12 hurries, one breakup and two forced fumbles, starting 14 of the 15 games he played
- Had a sack in the opener against Indianapolis
- Notched a season-high five tackles along with a sack against New Orleans to start a streak of four games with at least one sack
- Notched 2.0 sacks in games at Arizona and at Seattle
- Made his post season debut in the Rams Wild Card game against Atlanta and logged three tackles, a sack, one tackle for loss and a pressure

2016 (Los Angeles Rams):

- Was limited to starts in eight-of-nine games played after suffering a shoulder injury mid-season and a concussion near the end of the season
- Tallied 10 tackles, 4.0 sacks, six hurries, two breakups and two forced fumbles
- Had sacks in back-to-back games twice - Weeks 2-3 and 11-12
- Missed the final five games with a concussion

2015 (St. Louis Rams):

- Had 5.0 sacks, 21 tackles, seven hurries, three breakups, two tackles for loss and three forced fumbles in eight games (seven starts) before landing on Reserve/Injured (back) for the final three games of the season
- Missed the final eight games with a combination of hip and back injuries
- Opened the season with a pair of sacks against Seattle and logged sacks in games against Pittsburgh, at Green Bay and against San Francisco

2014 (St. Louis Rams):

- Started all 16 games for the second consecutive season and notched 46 tackles, 10.5 sacks, 20 pressures, seven tackles for losses, six breakups and five forced fumbles
- Opened the season with a tackle behind the line of scrimmage in five straight games
- Had three straight weeks with six tackles (Weeks 6-8) and four straight games with at least one sack (Weeks 7-10), including a two-sack game at Kansas City
- Had a season-high 3.0 sacks against Oakland, followed by 1.5 at Washington

2013 (St. Louis Rams):

- Started all 16 games for the first time in his career and tallied 57 tackles, career-bests with 19.0 sacks - second in the league and a franchise record - 11 tackles for loss and 34 pressures
- Tied his single-game high with 3.0 sacks in the opener against Arizona
- Added another sack against San Francisco before notching 5.0 sacks in three games, including a three-sack day against Seattle; also had a career-best five pressures against the Seahawks
- Had back-to-back games with sacks with 2.0 at Indianapolis and one against Chicago before closing the season out with sacks in the final three games - 2.0 against New Orleans, 3.0 against Tampa Bay and one at Seattle

2012 (St. Louis Rams):

- In his second NFL season, played in all 16 games with 14 starts and notched 10.5 sacks and was second on the defense with 25 pressures along with 40 tackles
- Teamed with Chris Long to become the first Rams defenders to record double-digit sack numbers since 2000
- Had a single-game best with 3.0 sacks against Arizona
- Notched his second career multi-sack game, finishing with 1.5 at San Francisco

2011 (St. Louis Rams):

- Drafted in the first round (14th overall) by St. Louis and finished with 20 tackles and 5.0 sacks
- Made his NFL debut at the N.Y. Giants and had his first career sack
- Had sacks in consecutive games two times
- Made his first NFL start - against Cincinnati and logged his third blocked punt of the season

TRANSACTIONS:

- **04/01/2020:** Signed/UFA (five-year contract through 2024)
- **04/01/2019:** Signed by the Cowboys (one-year contract through 2019)
- **03/29/2019:** Traded to Cowboys (for 2020 sixth-round draft pick)
- **03/14/2018:** Traded to Dolphins (w/ pick for two 2018 draft-picks)
- **09/13/2014:** Re-signed by the Rams (four-year extension through 2019)
- **04/28/2014:** Rams exercises fifth-year option on rookie contract
- **07/30/2011:** Signed by Rams/draft choice (four-year contract; fifth-year option)

COLLEGE:

- In two years at North Carolina, started 25 games and logged 86 tackles, 13.0 sacks, four pass breakups and eight forced fumbles
- First team All-ACC, second team All-American as a sophomore, starting all 13 games and posting 52 tackles, 11.0 sacks (second in the ACC), three breakups and six forced fumbles (fourth in the country)
- As a true freshman, started 12 games and logged 34 tackles, 2.0 sacks, a breakup and a two forced fumbles

PERSONAL:

- Had his senior year at Fort Dorchester High School in Ladson, S.C., cut short due to a head injury, but made 54 tackles, five sacks, 10 tackles for loss and 21 hurries
- Was also a three-time state heavyweight champion wrestler
- He and his wife, Christina, have a son, Robert Jr., and a daughter, Chloe

ROBERT QUINN'S NFL REGULAR SEASON DEFENSIVE STATISTICS

DATE	TEAM	TACKLES										INTERCEPTIONS				O. FUMB			ST			MISC					
		GP	GS	TK	S	A	TFL	YDS	SK	YDS	QBH	NO	YDS	LG	TD	PD	FF	FR	YDS	TK	S	A	FF	FR	S	A	
2011	Rams	15	1	22	19	3	1	1	5.0	35.0	12	0	0	0	0	2	0	0	0	0	0	0	0	0	0	0	0
2012	Rams	16	14	29	24	5	3	6	10.5	61.0	17	0	0	0	0	2	1	0	0	0	0	0	0	0	0	0	
2013	Rams	16	16	57	50	7	11	33	19.0	145.0	34	0	0	0	0	1	7	2	33	0	0	0	0	0	0	0	
2014	Rams	16	16	46	39	7	7	13	10.5	73.0	20	0	0	0	0	6	5	0	0	0	0	0	0	0	0	0	
2015	Rams	9	7	21	13	8	2	4	5.0	23.0	7	0	0	0	0	3	3	0	0	0	0	0	0	0	0	0	
2016	Rams	9	8	10	8	2	0	0	4.0	33.0	6	0	0	0	0	2	2	0	0	0	0	0	0	0	0	0	
2017	Rams	15	14	32	21	11	4	11	8.5	68.0	12	0	0	0	0	1	2	0	0	0	0	0	0	0	0	0	
2018	Dolphins	16	16	38	25	13	4	13	6.5	48.0	15	0	0	0	0	2	0	0	0	0	0	0	0	0	0	0	
2019	Cowboys	14	14	25	12	13	3	12	11.5	86.0	37	0	0	0	0	3	2	0	0	0	0	0	0	0	0	0	
NFL TOTALS		126	106	280	211	69	35	93	80.5	572.0	160	0	0	0	0	20	2	33	0	0	0	0	0	0	0	0	

ROBERT QUINN'S NFL POSTSEASON DEFENSIVE STATISTICS

DATE	TEAM	TACKLES										INTERCEPTIONS				O. FUMB			ST			MISC				
		GP	GS	TK	S	A	TFL	YDS	SK	YDS	QBH	NO	YDS	LG	TD	PD	FF	FR	YDS	TK	S	A	FF	FR	S	A
2017	Rams	1	1	3	3	0	2	10	1.0	10.0	1	0	0	0	0	0	0	0	0	0	0	0	0	0	0	0
NFL TOTALS		1	1	3	3	0	2	10	1.0	10.0	1	0	0	0	0	0	0	0	0	0	0	0	0	0	0	0

SINGLE-GAME HIGHS: DEFENSIVE

- Total Tackles** 6 at Green Bay Packers, Oct 11, 2015
...2 more at 6.
- Sacks** 3.0 vs. Oakland Raiders, Nov 30, 2014
...4 more at 3.0.
- Passes Defensed** 3 vs. Denver Broncos, Nov 16, 2014
- Forced Fumbles** 2 vs. Oakland Raiders, Nov 30, 2014
...1 more at 2.
- Fumble Recoveries** 1 vs. New Orleans Saints, Dec 15, 2013
...1 more at 1.
- Tackles For Loss** 2 at Jacksonville Jaguars, Oct 15, 2017
...3 more at 2.

SINGLE-GAME HIGHS - POSTSEASON: DEFENSIVE

- Total Tackles** 3 vs. Atlanta Falcons, Jan 06, 2018
- Sacks** 1.0 vs. Atlanta Falcons, Jan 06, 2018
- Tackles For Loss** 2 vs. Atlanta Falcons, Jan 06, 2018



ROY ROBERTSON-HARRIS

95

Ht: 6-5
DOB: 7/23/93 (27)
Bears Season: 5
Acquired: UDFA-16

Wt: 292
College: UTEP
NFL Season: 5

DEFENSIVE END

ROBERTSON-HARRIS

PRO CAREER:

- Has appeared in 44 career games with seven starts for the Chicago Bears over three seasons, recording 64 tackles, 7.5 sacks, six pass defended and eight tackles for loss
- Joined the team as an undrafted free agent in 2016, appearing in the first three preseason games before he was placed on the illness/non-football injury list

2019 SEASON (Bears):

- Appeared in 15 games with seven starts, recording 30 tackles, 2.5 sacks, three pass defenses and three TFLs
- Posted three tackles, 1.0 sack, two TFL and three QBH in the opener vs. Green Bay
- Also had three tackles, 1.5 sacks for minus-13 yards and two QBH in a Week 4 home win over the Vikings

2018 SEASON (Bears):

- Appeared in 16 games, recording 20 tackles, 3.0 sacks, two passes defended and three TFLs
- Had 1.0 sack in the opener at Green Bay and also in a Week 9 win at the Bills
- Appeared as a reserve in Wild Card playoff game vs. PHI (1/6/19)

2017 SEASON (Bears):

- Appeared in 13 games as a reserve, recording 12 tackles, 2 sacks, 2 TFL, 1 PD, 1 FR and 1 STT

TRANSACTIONS:

- 03/13/2020:** Re-signed/ERFA (one-year contract through 2020)
- 04/15/2019:** Re-signed/ERFA (one-year tender through 2019)
- 02/17/2017:** Reinstated from reserve/non football injury list
- 08/30/2016:** Placed on reserve/non football injury list
- 05/06/2016:** Signed by the Chicago Bears

COLLEGE:

- Tallied 138 career tackles , 25 TFLs, 10.5 sacks and 9 pass breakups in four seasons at UTEP (2012-15)

PERSONAL:

- Attended South Grand Prairie High School
- Born in Oakland, Calif.
- Cousin, Carl Nickles, played for the New Orleans Saints and Tampa Bay Buccaneers and was a two-time Pro Bowler
- Multidisciplinary studies major at UTEP

ROY ROBERTSON-HARRIS' NFL REGULAR SEASON DEFENSIVE STATISTICS

DATE	TEAM	GP	GS	TACKLES							INTERCEPTIONS					O. FUMB			ST		MISC				
				TK	S	A	TFL	YDS	SK	YDS	QBH	NO	YDS	LG	TD	PD	FF	FR	YDS	TK	S	A	FF	FR	S
2017	Bears	13	0	12	7	5	2	7	2.0	7.0	4	0	0	0	0	1	0	0	0	1	1	0	0	1	0
2018	Bears	16	0	22	10	12	3	22	3.0	25.0	11	0	0	0	2	0	0	0	0	0	0	0	0	0	0
2019	Bears	15	7	30	22	8	3	21	2.5	23.5	10	0	0	0	3	0	0	0	0	0	0	0	0	0	0
NFL TOTALS		44	7	64	39	25	8	50	7.5	55.5	25	0	0	0	6	0	0	0	1	1	0	0	1	0	0

ROY ROBERTSON-HARRIS' NFL POSTSEASON DEFENSIVE STATISTICS

DATE	TEAM	GP	GS	TACKLES							INTERCEPTIONS					O. FUMB			ST		MISC				
				TK	S	A	TFL	YDS	SK	YDS	QBH	NO	YDS	LG	TD	PD	FF	FR	YDS	TK	S	A	FF	FR	S
2018	Bears	1	0	0	0	0	0	0	0.0	0.0	0	0	0	0	0	0	0	0	0	0	0	0	0	0	0
NFL TOTALS		1	0	0	0	0	0	0	0.0	0.0	0	0	0	0	0	0	0	0	0	0	0	0	0	0	0

SINGLE-GAME HIGHS: DEFENSIVE

Total Tackles

5 at Los Angeles Rams, Nov 17, 2019

Sacks

1.5 vs. Minnesota Vikings, Sep 29, 2019

Passes Defended

1 at Detroit Lions, Nov 28, 2019

...5 more at 1.

Tackles For Loss

2 vs. Green Bay Packers, Sep 05, 2019

Special Teams Tackles

1 at Baltimore Ravens, Oct 15, 2017

Special Teams Fumble Recoveries

1 vs. Atlanta Falcons, Sep 10, 2017



ALLEN
ROBINSON II

12

Ht: 6-2
DOB: 8/24/93 (26)
Bears Season: 3
Acquired: UFA-18 (JAX)

Wt: 220
College: Penn State
NFL Season: 7

WIDE RECEIVER

PRO CAREER:

- Has appeared in 72 career NFL games with 68 starts over six seasons with the Jaguars (2014-17) and Bears (2018-19)
- Has recorded 355 career receptions for 4,749 yards (13.4 avg) and 33 touchdowns
- Has recorded at least one reception in all 72 career games
- Owns 12 games of 100+ receiving yards and seven career multi-touchdown performances
- Recorded four multiple TD games in Jacksonville, which are tied for the second most in franchise history
- His 14 TD receptions in 2015 with Jacksonville set the single-season franchise record

HONORS:

- **2019:** Walter Payton Man of the Year nominee; Ed Block Courage Award
- **2015:** Pro Bowl Selection; Ed Block Courage Award

2019 SEASON (Bears):

- Appeared in 16 games with 15 starts, recording a career-high 98 receptions for 1,147 yards (11.7 avg) and seven touchdowns (all team highs)
- Recorded three 100-yard receiving games, including a season-high 131 in the Week 12 win over the Giants
- Recorded 13 games with at least five catches, including seven games with seven or more
- Went over the 1,000-yard mark in Week 15 at GB, becoming the first Bears receiver to eclipse 1,000 yards since Alshon Jeffery in 2014
- His 1,147 total receiving yards marked the second-highest of his career and he joined Brandon Marshall (2012-13) and Marty Booker (2002) as the only Bears to record 95+ receptions and 1,100 yards in a single season
- Over the last six games Robinson totaled 41 catches for 514 yards and four TDs; 29 of those 41 catches went for first downs
- Walter Payton Man of the Year nominee

2018 SEASON (Bears):

- Appeared in 13 games (12 starts), recording 754 yards on 55 receptions (13.7 avg) and four touchdowns
- Hauled in 10 receptions in Week 2 vs. Seattle, which matched his career-high
- Recorded two touchdowns vs. Detroit
- Caught 10 passes for 143 yards in Wild Card playoff game vs. PHI; the 10 receptions tied Matt Forte for most receptions in a postseason game and 143 receiving yards are most all-time in a postseason game in franchise history (passing Willie Gault - 129)
- Inactive for Games 7-8 and 16

2017 SEASON (Jaguars):

- Started the opening game, catching one pass for 17 yards before injuring his knee in the first quarter at Houston
- Placed on Injured Reserve in Week 2 for the remainder of the season

2016 SEASON (Jaguars):

- Started all 16 games for the Jaguars, catching 73 passes for 883 yards (12.1 avg) and six touchdowns
- Recorded two 100+ yard games: had 9 catches for 147 yards in Week 16 win vs. TEN and had 9 catches for 107 yards in a Week 10 loss to Houston

2015 SEASON (Jaguars):

- Started all 16 games, recording 80 receptions for 1,400 yards (17.5 avg) and 14 touchdowns
- His 14 touchdowns set a single-season franchise record and tied for the NFL lead (Doug Baldwin, Brandon Marshall)
- Set career-highs in receptions with 10 at Tennessee (12/6), receiving yards (155, vs. MIA 9/15) and receiving TDs (3, at TEN 12/6)
- Caught a career-long 90-yard touchdown at New Orleans
- Recorded six 100-yard receiving games, including two games with 150+ yards
- Recorded 61 catches for first downs and 19 catches of 25+ yards

2014 SEASON (Jaguars):

- Played in 10 games (8 starts) as a rookie, recording 48 receptions for 548 yards (11.4 avg) and 2 touchdowns
- Was tied for first among rookies in receptions and fourth in receiving yards at the time of his injury
- Placed on Injured Reserve in Week 12

TRANSACTIONS:

- **03/14/2018:** Signed with the Bears/UFA (four-year contract through 2021)
- **06/24/2014:** Signed with the Jaguars/draft choice (four-year contract through 2017)

COLLEGE:

- Played in 25 games with 24 starts at Penn State
- Finished career with 177 receptions for 2,474 yards (14.0 avg) with 17 touchdowns
- Ranked second in school history for career receptions
- Two-time Big Ten Conference Receiver of the Year and earned first-team All-Big Ten honors in back-to-back seasons
- Became third WR in school history to earn first-team All-American honors
- Led Big Ten in receptions and receiving yards in each of his last two seasons

PERSONAL:

- Played football at St. Mary's Preparatory School in Detroit, Mich.
- Led team to Michigan Division III state championship game as a senior
- Recorded 44 receptions for 720 yards as a senior

ALLEN ROBINSON II'S NFL REGULAR SEASON RUSHING/RECEIVING STATISTICS

DATE	TEAM	RECEIVING							RUSHING				
		GP	GS	NO.	YDS	AVG	LG	TD	NO.	YDS.	AVG.	LG	TD
2014	Jaguars	10	8	48	548	11.4	54	2	0	0	0.0	0	0
2015	Jaguars	16	16	80	1,400	17.5	90t	14	0	0	0.0	0	0
2016	Jaguars	16	16	73	883	12.1	42	6	0	0	0.0	0	0
2017	Jaguars	1	1	1	17	17.0	17	0	0	0	0.0	0	0
2018	Bears	13	12	55	754	13.7	43	4	1	9	9.0	9	0
2019	Bears	16	15	98	1,147	11.7	49	7	1	2	2.0	2	0
NFL TOTALS		72	68	355	4,749	13.4	90t	33	2	11	5.5	9	0

ALLEN ROBINSON II'S NFL POSTSEASON RUSHING/RECEIVING STATISTICS

DATE	TEAM	RECEIVING							RUSHING				
		GP	GS	NO.	YDS	AVG	LG	TD	NO.	YDS.	AVG.	LG	TD
2017	Jaguars	0	0	0	0	0.0	0	0	0	0	0.0	0	0
2018	Bears	1	1	10	143	14.3	45	1	0	0	0.0	0	0
NFL TOTALS		1	1	10	143	14.3	45	1	0	0	0.0	0	0

SINGLE-GAME HIGHS: RUSHING/RECEIVING

Rush Attempts	1 at Minnesota Vikings, Dec 29, 2019 ...1 more at 1.	Longest Receptions	90t at New Orleans Saints, Dec 27, 2015
Rushing Yards	9 at San Francisco 49ers, Dec 23, 2018	Receiving TDs	3 at Tennessee Titans, Dec 06, 2015
Longest Runs	9 at San Francisco 49ers, Dec 23, 2018	All-purpose yards	155 vs. Miami Dolphins, Sep 20, 2015
Receptions	10 vs. New Orleans Saints, Oct 20, 2019 ...2 more at 10.	Miscellaneous Tackles	1 at Green Bay Packers, Dec 15, 2019 ...5 more at 1.
Receiving Yards	155 vs. Miami Dolphins, Sep 20, 2015	Most TDs	3 at Tennessee Titans, Dec 06, 2015

SINGLE-GAME HIGHS - POSTSEASON: RUSHING/RECEIVING

Receptions	10 vs. Philadelphia Eagles, Jan 06, 2019	Receiving TDs	1 vs. Philadelphia Eagles, Jan 06, 2019
Receiving Yards	143 vs. Philadelphia Eagles, Jan 06, 2019	All-purpose yards	143 vs. Philadelphia Eagles, Jan 06, 2019
Longest Receptions	45 vs. Philadelphia Eagles, Jan 06, 2019	Most TDs	1 vs. Philadelphia Eagles, Jan 06, 2019

100-YARD RECEIVING GAMES (12): REGULAR SEASON

DATE	TEAM	NO.	YDS.	AVG.	LG	TD
09/20/15	DOLPHINS	6	155	25.8	52	2
11/08/15	at Jets	6	121	20.2	44	0
11/19/15	TITANS	5	113	22.6	38	0
12/06/15	at Titans	10	153	15.3	44	3
12/27/15	at Saints	6	151	25.2	90t	1
01/03/16	at Texans	5	108	21.6	36	0
11/13/16	TEXANS	9	107	11.9	19	1
12/24/16	TITANS	9	147	16.3	37	0
11/11/18	LIONS	6	133	22.2	36t	2
09/05/19	PACKERS	7	102	14.6	27	0
11/24/19	GIANTS	6	131	21.8	49	1
12/15/19	at Packers	7	125	17.9	34	0

100-YARD RECEIVING GAMES (1): POSTSEASON

DATE	TEAM	NO.	YDS.	AVG.	LG	TD
01/06/19	EAGLES	10	143	14.3	45	1



ERIC SAUBERT

43

TIGHT END

Ht: 6-5
DOB: 5/9/94 (26)
Bears Season: 2
Acquired: PS-19 (OAK)

Wt: 253
College: Drake
NFL Season: 4

PRO CAREER:

- Has appeared in 32 career NFL games with one start over three seasons with the Atlanta Falcons (2017-18) and Chicago Bears (2019), recording seven receptions for 69 yards

2019 SEASON (Raiders/Bears):

- Joined the Bears in Week 13
- Spent most of the season on the Oakland Raiders practice squad before being signed by the Bears
- Appeared in two games, catching two passes for 21 yards

2018 SEASON (Falcons):

- Played in all 16 games with one start; caught five passes for 48 yards

2017 SEASON (Falcons):

- Played in all 16 games as a reserve, primarily on special teams

TRANSACTIONS:

- **11/30/2019:** Signed to Bears active roster from Raiders practice squad
- **09/02/2019:** Signed to Raiders practice squad
- **08/31/2019:** Cut by Patriots
- **08/12/2019:** Traded from Falcons to Patriots (for 2020 conditional 7th-round pick)
- **05/11/2017:** Signed/draft choice with Falcons (four-year contract through 2020)

ERIC SAUBERT'S NFL REGULAR SEASON RUSHING/RECEIVING STATISTICS

DATE	TEAM	GP	GS	RECEIVING					RUSHING						
				NO.	YDS	AVG	LG	TD	NO.	YDS.	AVG.	LG	TD		
2017	Falcons	14	0	0	0	0.0	0	0	0	0	0	0.0	0	0	
2018	Falcons	16	1	5	48	9.6	17	0	0	0	0.0	0	0	0	
2019	Raiders	0	0	0	0	0.0	0	0	0	0	0	0.0	0	0	
Went from Oakland to Chicago.															
2019	Bears	2	0	2	21	10.5	11	0	0	0	0.0	0	0	0	
2019	TOTAL	2	0	2	21	10.5	11	0	0	0	0.0	0	0	0	
NFL TOTALS		32	1	7	69	9.9	17	0	0	0	0.0	0	0	0	

SINGLE-GAME HIGHS: RUSHING/RECEIVING

Receptions

2 at Green Bay Packers, Dec 09, 2018

Receiving Yards

17 at Cleveland Browns, Nov 11, 2018

Longest Receptions

17 at Cleveland Browns, Nov 11, 2018

All-purpose yards

17 at Cleveland Browns, Nov 11, 2018

Special Teams Tackles

1 at New Orleans Saints, Nov 22, 2018

...3 more at 1.



PATRICK SCALES

48

Ht: 6-3
DOB: 2/11/88 (32)
Bears Season: 5
Acquired: WFA-15 (BAL)

Wt: 228
College: Utah State
NFL Season: 6

LONG SNAPPER

PRO CAREER:

- Has appeared in 55 contests as a long snapper for the Ravens (2014) and Bears (2015-19) during the regular seasons, recording two special teams tackles
- Spent 2017 season on Injured Reserve after suffering a knee injury in the preseason
- Appeared in 5 contests in 2015 (games 12-16) as the Bears long snapper after spending the preseason with Baltimore
- In 2014 he appeared in two contests for Baltimore handling the long snapping duties; made NFL debut on Dec. 21 at Houston
- Signed by Miami during the 2013 offseason but was released prior to training camp
- Spent a majority of the 2012 offseason and training camp with Baltimore but was released prior to the start of the regular season
- Entered the NFL with Baltimore as an undrafted free agent out of Utah State
- Spent training camp with the team but was released prior to the start of the regular season

KEY TRANSACTIONS:

- **03/18/2020:** Re-signed/UFA with Bears (one-year contract through 2020)
- **04/03/2019:** Re-signed/UFA with Bears (one-year contract through 2019)
- **04/03/2018:** Re-signed/UFA with Bears (one-year contract through 2018)
- **03/04/2017:** Re-signed/UFA with Bears (one-year contract through 2017)
- **09/05/2016:** Signed by the Bears
- **09/03/2016:** Released by the Bears
- **11/28/2015:** Signed by the Bears
- **08/31/2015:** Released by the Ravens
- **04/21/2015:** Re-signed by the Ravens/EFA
- **12/18/2014:** Signed by the Ravens
- **08/26/2012:** Released by the Ravens
- **04/30/2012:** Signed by the Ravens
- **09/03/2011:** Released by the Ravens
- **07/28/2011:** Signed by the Ravens

COLLEGE:

- Saw action in 40 games during his career at Utah State, serving as the team's long snapper his final three seasons

PERSONAL:


- Attended Weber (Pleasant View, UT) HS, where he garnered second-team All-Region honors playing TE, DE and long snapper as a senior
- Also played basketball and baseball
- Father, Herbert, played football at Georgia Tech

PATRICK SCALES' NFL REGULAR SEASON STATISTICS

DATE	TEAM	GP
2013	Ravens	0
2014	Ravens	2
2015	Bears	5
2016	Bears	16
2017	Bears	0
2018	Bears	16
2019	Bears	16
NFL TOTALS		55

PATRICK SCALES' NFL POSTSEASON STATISTICS

DATE	TEAM	GP
2014	Ravens	2
2018	Bears	1
NFL TOTALS		3



BUSTER SKRINE

24

Ht: 5-9
 DOB: 4/26/89 (31)
 Bears Season: 2
 Acquired: UFA-19 (NY)

Wt: 187
 College: Chattanooga
 NFL Season: 10

DEFENSIVE BACK

PRO CAREER:

- Has appeared in 139 games (89 starts) through nine seasons with the Browns (2011-14), Jets (2015-18) and Bears (2019)
- Has 479 career tackles (410 solo), 82 pass breakups, 15 tackles for loss, nine interceptions, 3.5 sacks, four fumble recoveries, five forced fumbles and 18 special teams tackles

2019 SEASON (Bears):

- Appeared in 16 games (four starts) in his first season in Chicago, recording 46 tackles, two forced fumbles, five pass defenses and one TFL
- Forced career-high two fumbles in Week 11 at LAR

2018 SEASON (Jets):

- Appeared in 14 games with 11 starts for the Jets, tallying 57 tackles (51 solo), eight passes defended, four tackles for loss, 0.5 sacks, one forced fumble and one fumble recovery

2017 SEASON (Jets):

- Started all 15 games he appeared in, posting 67 tackles, a sack, one interception, 10 passes defended (ranking second on the team) and tied for the team-lead in both forced fumbles and fumble recoveries with two
- One of 16 players in the NFL to record a sack, forced fumble, fumble recovery and interception
- One of only two cornerbacks to have multiple forced fumbles and fumble recoveries

2016 SEASON (Jets):

- Started all 14 games he played in, recording 51 tackles, one sack, eight passes defended and one interception

2015 SEASON (Jets):

- Appeared in all 16 games (eight starts)
- Logged 65 tackles (the most by a Jets cornerback), one interception and eight passes defended while seeing action at both inside and outside cornerback
- Part of a secondary that produced all 18 of the team's interceptions (tripling its 2014 total) and held opposing quarterbacks to just a 57.1 completion percentage, the lowest in the league

2014 SEASON (Browns):

- Started all 16 games for the first time in his career
- Amassed 66 tackles (55 solo), 18 passes defended and a career-high four interceptions on the season
- Was part of a Cleveland secondary that ranked first in opponents' passer ratings (74.1) and second in INTs (21)

2013 SEASON (Browns):

- Played in all 16 games with 15 starts
- Career-best 75 tackles (63 solo), his first career sack, one interception and a career-high and team-best 23 passes defended

2012 SEASON (Browns):

- Played in all 16 regular-season games with six starts
- Posted 73 tackles and 11 passes defended, which ranked second on the team
- Recovered a fumble and added 11 stops on special teams, second most on the club
- Part of a kickoff coverage unit that ranked second in the NFL, having allowed a 19.8-yard average on 43 returns

2011 SEASON (Browns):

- Played in all 16 games in a reserve role
- Helped Browns finish second in the NFL in pass defense
- Talled 10 tackles, an interception and a pair of passes defended

TRANSACTIONS:

- **3/13/2019:** Signed/UFA with Bears (three-year contract through 2021)
- **3/11/2015:** Signed/UFA with Jets (four-year contract through 2018)
- **7/30/2011:** Signed/draft choice with Browns (four-year contract through 2014)

COLLEGE:

- Appeared in 42 games at the University of Tennessee-Chattanooga (2007-10) with 30 starts
- Totaled 155 career tackles and five interceptions, including a 46-yard return for a touchdown
- Also returned 40 kickoffs for 891 yards (22.3 avg.)
- Named to the All-Southern Conference first team as a junior and senior

PERSONAL:

- Played at Etowah High School in Woodstock, Georgia
- Earned all-county, all-region and all-state honors and was named the Cherokee County Player of the Year as a senior
- As a junior, named all-county at defensive back and was selected as the team's MVP after recording 61 tackles and two interceptions

BUSTER SKRINE'S NFL REGULAR SEASON DEFENSIVE STATISTICS

DATE	TEAM	GP	GS	TACKLES								INTERCEPTIONS					O. FUMB			ST			MISC			
				TK	S	A	TFL	YDS	SK	YDS	QBH	NO	YDS	LG	TD	PD	FF	FR	YDS	TK	S	A	FF	FR	S	A
2011	Browns	16	0	9	7	2	0	0	0.0	0.0	0	1	5	5	0	2	0	0	0	9	7	2	0	0	0	0
2012	Browns	16	6	73	65	8	3	0	0.0	0.0	1	0	0	0	0	10	0	1	0	12	7	5	0	0	0	0
2013	Browns	16	15	63	54	9	2	2	1.0	1.0	1	1	5	5	0	17	0	0	0	2	1	1	0	0	0	0
2014	Browns	16	16	66	55	11	0	0	0.0	0.0	0	4	34	30	0	18	0	0	0	1	0	1	0	0	0	0
2015	Jets	16	8	54	44	10	2	4	0.0	0.0	2	1	9	9	0	7	0	0	0	2	2	0	0	0	0	0
2016	Jets	14	14	47	39	8	1	14	1.0	14.0	1	1	51	51	0	6	0	0	0	0	0	0	0	0	0	0
2017	Jets	15	15	63	56	7	2	7	1.0	12.0	2	1	0	0	0	9	2	2	8	0	0	0	0	0	0	0
2018	Jets	14	11	57	51	6	4	8	0.5	4.5	2	0	0	0	0	8	1	1	0	1	1	0	0	0	0	0
2019	Bears	16	4	47	39	8	1	5	0.0	0.0	2	0	0	0	0	5	2	0	0	1	0	1	0	0	0	0
NFL TOTALS		139	89	479	410	69	15	40	3.5	31.5	11	9	104	51	0	82	5	4	8	28	18	10	0	0	0	0

SINGLE-GAME HIGHS: DEFENSIVE

Total Tackles

10 vs. Cincinnati Bengals, Oct 14, 2012
 1.0 vs. Miami Dolphins, Sep 24, 2017
 ...2 more at 1.0.

Passes Defensed

4 vs. Pittsburgh Steelers, Oct 12, 2014

Forced Fumbles

2 at Los Angeles Rams, Nov 17, 2019

Fumble Recoveries

1 at Jacksonville Jaguars, Sep 30, 2018
 ...3 more at 1.

Tackles For Loss

1 vs. New York Giants, Nov 24, 2019
 ...14 more at 1.

Interceptions

2 at Cincinnati Bengals, Nov 06, 2014

Interception Return Yards

51 vs. Baltimore Ravens, Oct 23, 2016

Special Teams Tackles

3 at New York Giants, Oct 07, 2012



ROQUAN SMITH
58 **Ht:** 6-1 **Wt:** 225
DOB: 4/8/97 (23) **College:** Georgia
Bears Season: 3 **NFL Season:** 3
Acquired: D1-18
LINEBACKER

SMITH

PRO CAREER:

- Finished his second season in 2019 after being drafted in the 1st round (8th overall) in the 2018 draft
- Has appeared in 28 games (26 starts), totaling 221 tackles, seven pass defenses, two interceptions, seven sacks and 13 tackles for loss
- Recorded 100+ tackles in each of his first two seasons
- His 107 tackles in 2018 ranks second all-time among Bears rookies
- Recorded a sack on his first ever NFL snap in Week 1 of 2018 at Green Bay
- Recorded seven tackles and an interception in Wild Card playoff game vs. PHI (1/6/19), making him just the sixth rookie in Bears history to record an interception in a postseason game

HONORS:

- **2018:** ESPN.com All-Rookie team

2019 SEASON (Bears):

- Started 12 games in which he played, recording 100 tackles, two pass defenses, two sacks, one interception and five TFLs
- Recorded career-highs with 16 tackles and 2.0 sacks on Thanksgiving at DET, joining Vinny Rey and Patrick Willis as the only players to have 15+ tackles and two more sacks in a game since 1982
- Recorded five double-digit tackle games
- Intercepted Rams QB Jared Goff in Week 11
- Inactive for Week 4 vs. MIN; placed on Injured Reserve on 12/9

2018 SEASON (Bears):

- Appeared in 16 games (14 starts), recording team-high 122 tackles (two shy of the Bears rookie record), four passes defended, one interception, five sacks and eight tackles-for-loss
- Recorded a sack on his first ever NFL snap at GB
- Recorded a season-high 13 tackles at Miami (10/14); tied that season-high at Buffalo (11/4)
- 107 tackles is second all-time among Bears rookies
- Recorded seven tackles and an interception in Wild Card playoff game vs. PHI (1/6/19), making him just the sixth rookie in Bears history to record an interception in a postseason game

TRANSACTIONS:

- **08/14/2018:** Signed/draft choice with the Bears (four-year contract; fifth-year option)

COLLEGE:

- Unanimous 2017 First Team All-American, the SEC Defensive Player of the Year and winner of the Butkus Award, presented annually to the nation's most outstanding linebacker
- Finalist for the Bronko Nagurski Trophy and Chuck Bednarik Award, both of which are presented to the country's top overall defensive player
- Became first Georgia player to win Butkus Award, given to the nation's best linebacker
- MVP of the 2017 SEC Championship game

PERSONAL:

- Played at Macon County High School in Montezuma, Ga.
- Competed in the 2015 Under Armour All-America Game
- PrepStar Magazine five-star prospect, #61 nationally on its Top 150 Dream Team
- ESPN.com four-star prospect, #29 player nationally, #2 OLB nationally, #5 player in Georgia

ROQUAN SMITH'S NFL REGULAR SEASON DEFENSIVE STATISTICS

DATE	TEAM	GP	GS	TACKLES								INTERCEPTIONS				O. FUMB			ST			MISC				
				TK	S	A	TFL	YDS	SK	YDS	QBH	NO	YDS	LG	TD	PD	FF	FR	YDS	TK	S	A	FF	FR	S	A
2018	Bears	16	14	121	89	32	8	44	5.0	37.0	5	1	22	22	0	5	0	0	0	0	0	0	0	0	0	0
2019	Bears	12	12	100	65	35	5	29	2.0	21.0	2	1	0	0	0	2	0	0	0	0	1	1	0	0	0	0
NFL TOTALS		28	26	221	154	67	13	73	7.0	58.0	7	2	22	22	0	7	0	0	0	0	1	1	0	0	0	0

ROQUAN SMITH'S NFL POSTSEASON DEFENSIVE STATISTICS

DATE	TEAM	GP	GS	TACKLES								INTERCEPTIONS				O. FUMB			ST			MISC				
				TK	S	A	TFL	YDS	SK	YDS	QBH	NO	YDS	LG	TD	PD	FF	FR	YDS	TK	S	A	FF	FR	S	A
2018	Bears	1	1	7	6	1	0	0	0.0	0.0	0	1	0	0	0	1	0	0	0	0	0	0	0	0	0	0
NFL TOTALS		1	1	7	6	1	0	0	0.0	0.0	0	1	0	0	0	1	0	0	0	0	0	0	0	0	0	0



JASON SPRIGGS

78

Ht: 6-6
 DOB: 5/17/94 (26)
 Bears Season: 1
 Acquired: UFA-20 (GB)

Wt: 301
 College: Indiana
 NFL Season: 5

OFFENSIVE LINEMAN

PRO CAREER:

- Joins the Bears after spending the last four seasons in Green Bay where he played in 36 games with nine starts – seven at right tackle and two at right guard – from 2016-18; spent the 2019 season on IR
- Drafted by the Packers in the second round of the 2016 NFL Draft (No. 48 overall) out of Indiana University

2019 SEASON (Packers):

- Spent the 2019 season Injured Reserve

2018 SEASON (Packers):

- Appeared in 13 games with two starts at RT, seeing time on offense and special teams
- Inactive for three contests due to injury (Weeks 6, 16-17)

2017 SEASON (Packers):

- Played in seven games with five starts, opening at right tackle in Weeks 12-16
- Placed on injured reserve (hamstring) on Sept. 21 and was activated from injured reserve on Nov. 18
- Was placed on injured reserve (knee) on Dec. 26

2016 SEASON (Packers):

- Was the only Packer rookie on the offensive side of the ball to appear in all 16 games, with two starts at right guard
- Also played in all three postseason contests that year, including 30 snaps at right guard and tackle in the NFC Championship game at the Falcons

TRANSACTIONS:

- **04/17/2020:** Signed by the Bears/UFA (one-year contract through 2020)
- **05/09/2016:** Signed by Packers/draft choice (four-year contract through 2019)

COLLEGE:

- Played in 48 career games with 47 starts at Indiana University from 2012-15
- 2015 First Team All-American by the Football Writers Association of America

PERSONAL:


- Played T, TE, DE and LS during his time at Concord High School in Elkhart, Ind.
- Named Indiana Class 5A all-state (defensive line) by the AP
- Also lettered four years in both basketball and lacrosse and two years in track and field

JASON SPRIGGS' NFL REGULAR SEASON STATISTICS

DATE	TEAM	GP	GS
2016	Packers	16	2
2017	Packers	7	5
2018	Packers	13	2
2019	Packers	0	0
NFL TOTALS		36	9

JASON SPRIGGS' NFL POSTSEASON STATISTICS

DATE	TEAM	GP	GS
2016	Packers	3	0
2019	Packers	0	0
NFL TOTALS		3	0



KEVIN
TOLIVER II

22

Ht: 6-2
DOB: 11/24/95 (24)
Bears Season: 3
Acquired: UDFA-18

Wt: 199
College: LSU
NFL Season: 3

DEFENSIVE BACK

PRO CAREER:

- Has appeared in 27 games (two starts), totaling 27 tackles and four passes defended

2019 SEASON (Bears):

- Appeared in 12 games (one start vs. Dallas), recording 12 tackles and two passes defended

2018 SEASON (Bears):

- Appeared in 15 games (one start) as a reserve, recording 15 tackles and two passes defended
- Led the team in tackles (7) in his first career start vs. Tampa Bay (9/30/18)

TRANSACTIONS:

- **05/11/2018:** Signed by the Bears (UDFA)

COLLEGE:

- Played in 31 games with 18 starts at LSU, totaling 112 tackles, 4.0 tackles for loss, 2.0 sacks and 2 interceptions during his career

PERSONAL:

- Played at Trinity Christian High School in Jacksonville, Florida

KEVIN TOLIVER II'S NFL REGULAR SEASON DEFENSIVE STATISTICS

DATE	TEAM	GP	GS	TACKLES								INTERCEPTIONS				O. FUMB			ST				MISC			
				TK	S	A	TFL	YDS	SK	YDS	QBH	NO	YDS	LG	TD	PD	FF	FR	YDS	TK	S	A	FF	FR	S	A
2018	Bears	15	1	15	13	2	0	0	0.0	0.0	0	0	0	0	0	2	0	0	0	1	1	0	0	0	0	0
2019	Bears	12	1	12	10	2	0	0	0.0	0.0	0	0	0	0	0	2	0	0	0	1	1	0	0	0	0	0
NFL TOTALS		27	2	27	23	4	0	0	0.0	0.0	0	0	0	0	0	4	0	0	0	2	2	0	0	0	0	0

TOLIVER II



DANNY TREVATHAN

59

Ht: 6-0
DOB: 3/24/90 (30)
Bears Season: 5
Acquired: UFA-16 (DEN)

Wt: 237
College: Kentucky
NFL Season: 9

LINEBACKER



TREVATHAN

PRO CAREER:

- Started 77-of-96 career games in eight seasons with the Denver Broncos (2012-15) and the Chicago Bears (2016-19), producing 602 tackles, 9 sacks, 8 interceptions – including 1 returned for a touchdown – 35 pass break-ups, 25 TFLs, 6 forced fumbles and 3 fumble recoveries
- Led the Broncos in total tackles (275) over his four seasons with the team (2012-15)
- His 125 tackles in 2013 were the most by a Broncos defender since 2007
- Led the Broncos in tackles twice (125 in 2013 & 109 in 2015) ... appeared in 8 postseason contests with 7 starts
- Collected 52 tackles, 1 pass breakup, 3 TFLs and 1 fumble recovery during the playoffs
- Won Super Bowl 50 with the Broncos

HONORS:

- 2018:** NFC Defensive Player of the Week in Week 2 vs. SEA.

2019 SEASON (Bears):

- Started nine games, recording 69 tackles, 1.0 sack, two TFLs, two pass defenses and one forced fumble
- Recorded a career-high 12 solo tackles vs. Oakland in London
- Recorded three double-digit tackle games
- Two QBH in the MNF win at Washington
- Inactive for Weeks 11-15 and placed on Injured Reserve for Weeks 16-17

2018 SEASON (Bears):

- Started 16 games, recording 102 tackles, two sacks, six passes defended, eight tackles for loss, one interception, one forced fumble and one fumble recovery
- Made a season-high 12 tackles at BUF (11/4)
- Recorded his first career multi-sack game in Week 2 vs. Seattle
- Earned NFC Defensive Player of the Week honors for his performance vs. Seattle (9/17)
- Recorded six tackles and one tackle for loss in Wild Card playoff game vs. PHI (1/6/19)

2017 SEASON (Bears):

- Started 12 games, recording 91 tackles, 3 sacks, 1 interception, 4 TFLs, 1 forced fumble, 1 fumble recovery and 5 pass breakups
- Intercepted Cam Newton in Week 7 to help seal at 17-3 win over the Panthers
- Recorded five 10+ tackle games, including a season-high 13 tackles twice at Green Bay in Week 4 and at New Orleans in Week 8

2016 SEASON (Bears):

- Appeared in 9 games (Games 1-2 & 5-11) with 8 starts (Games 1-2, 5-6 and 8-11) recording 73 tackles, 3 pass breakups, 1 sack and 1 TFL before going on injured reserve

2015 SEASON (Broncos):

- Started all 15 games he appeared in for the Super Bowl Champion Denver Broncos
- Recorded a team-high 109 tackles, 2 interceptions, 1 interception return touchdown, 6 pass breakups and 3 TFLs
- Started all 3 of Denver's playoff games, posting a team-high 22 tackles with 1 pass breakup, 1 TFL and 2 fumble recoveries

2014 SEASON (Broncos):

- Finished the season with 11 tackles in 3 games (1 start)
- Placed on injured reserve December 16 with a knee injury

2013 SEASON (Broncos):

- Started 16-of-16 contests for Denver posting career highs in tackles (125), sacks (2), interceptions (3), pass breakups (10), TFLs (7), forced fumbles (3) and fumble recoveries (1) ... added 4 STTs
- 125 tackles led the Broncos
- Appeared in 3 postseason contests, producing 24 tackles and 1 TFL
- Made a game-high 12 tackles in Super Bowl XLVIII vs. SEA (2/2)

2012 SEASON (Broncos):

- Played in all 16 games for the Broncos as a rookie
- Collected 30 tackles, 1 sack, 2 pass breakups and 1 TFL
- Added 3 special teams tackles
- Finished second among the team's rookies with 30 defensive stops

TRANSACTIONS:

- 03/13/2020:** Re-signed with Bears (three-year contract through 2022)
- 03/09/2016:** Signed with Bears/UFA (four-year contract through 2019)
- 05/22/2012:** Signed/draft choice with Broncos (four-year contract through 2015)

COLLEGE:

- Saw action in all 52 possible games with 31 starts at Kentucky and totaled 374 career tackles (198 solo), 6 sacks, 4 interceptions, 9 passes breakups, 11 forced fumbles and 2 fumble recoveries
- Led the SEC in tackles during each of his final two seasons

- Named National Linebacker of the Year (College Football Performance Awards), second-team All-America (SI.com) and second-team All-SEC as a senior after leading the Wildcats in tackles (143), sacks (3), interceptions (4) and forced fumbles (5)
- Totaled a career-high 144 tackles as a junior in 2010 and became the first Kentucky linebacker to earn first-team All-America honors (CollegeFootballNews.com) in addition to receiving first-team All-SEC recognition

PERSONAL:

- Three-year starter for Leesburg (Fla.) High School, where he was a third-team all-state selection by the Florida Sportswriters Association as a senior
- Totaled 117 tackles, 5.5 sacks and 3 forced fumbles on defense in addition to playing quarterback and running back on offense during his final prep campaign
- His father, Vincent Hicks, played football at Toledo

DANNY TREVATHAN'S NFL REGULAR SEASON DEFENSIVE STATISTICS																									
DATE	TEAM	GP	GS	TACKLES								INTERCEPTIONS				O. FUMB			ST			MISC			
				TK	S	A	TFL	YDS	SK	YDS	QBH	NO	YDS	LG	TD	PD	FF	FR	YDS	TK	S	A	FF	FR	S
2012	Broncos	16	0	30	21	9	1	0	1.0	0.0	1	0	0	0	0	2	0	0	0	3	1	2	0	0	0
2013	Broncos	16	16	125	85	40	7	37	2.0	18.0	5	3	29	29	0	10	2	1	0	4	3	1	1	0	0
2014	Broncos	3	1	11	9	2	0	0	0.0	0.0	0	0	0	0	0	0	0	0	0	0	0	0	0	0	0
2015	Broncos	15	15	109	73	36	3	7	0.0	0.0	2	2	39	25	1	6	0	0	0	0	0	0	0	0	0
2016	Bears	9	8	66	49	17	1	7	1.0	7.0	1	0	0	0	0	4	0	0	0	0	0	0	0	0	0
2017	Bears	12	12	89	60	29	4	21	2.0	14.0	5	1	8	8	0	5	1	1	0	0	0	0	0	0	0
2018	Bears	16	16	102	76	26	8	27	2.0	6.0	4	2	12	12	0	6	1	1	0	0	0	0	0	0	0
2019	Bears	9	9	70	50	20	2	13	1.0	11.0	4	0	0	0	0	1	1	0	0	0	0	0	0	0	0
NFL TOTALS		96	77	602	423	179	26	112	9.0	56.0	22	8	88	29	1	34	5	3	0	7	4	3	1	0	0

DANNY TREVATHAN'S NFL POSTSEASON DEFENSIVE STATISTICS																									
DATE	TEAM	GP	GS	TACKLES								INTERCEPTIONS				O. FUMB			ST			MISC			
				TK	S	A	TFL	YDS	SK	YDS	QBH	NO	YDS	LG	TD	PD	FF	FR	YDS	TK	S	A	FF	FR	S
2012	Broncos	1	0	0	0	0	0	0	0.0	0.0	0	0	0	0	0	0	0	0	0	1	1	0	0	0	0
2013	Broncos	3	3	24	18	6	1	1	0.0	0.0	0	0	0	0	0	0	0	0	0	0	0	0	0	0	0
2015	Broncos	3	3	22	16	6	1	1	0.0	0.0	0	0	0	0	0	1	0	2	0	0	0	0	0	0	0
2018	Bears	1	1	6	6	0	1	2	0.0	0.0	0	0	0	0	0	0	0	0	0	0	0	0	0	0	0
NFL TOTALS		8	7	52	40	12	3	4	0.0	0.0	0	0	0	0	0	1	0	2	0	1	1	0	0	0	0

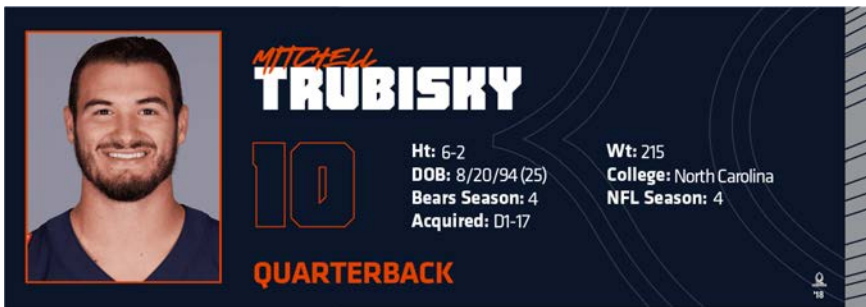
SINGLE-GAME HIGHS: DEFENSIVE

Total Tackles	19 at Indianapolis Colts, Nov 08, 2015	Tackles For Loss	2 at Minnesota Vikings, Dec 30, 2018
Sacks	2.0 vs. Seattle Seahawks, Sep 17, 2018		...2 more at 2.
Passes Defensed	2 at San Francisco 49ers, Dec 23, 2018	Interceptions	1 at San Francisco 49ers, Dec 23, 2018
	...4 more at 2.		...7 more at 1.
Forced Fumbles	1 at Washington Redskins, Sep 23, 2019	Interception Return Yards	29 vs. Baltimore Ravens, Sep 05, 2013
	...4 more at 1.	Special Teams Tackles	1 at Houston Texans, Dec 22, 2013
Fumble Recoveries	1 at Arizona Cardinals, Sep 23, 2018		...6 more at 1.
	...2 more at 1.	Special Teams Forced Fumbles	1 at New England Patriots, Nov 24, 2013

SINGLE-GAME HIGHS - POSTSEASON: DEFENSIVE

Total Tackles	12 vs. Seattle Seahawks, Feb 02, 2014	Tackles For Loss	1 vs. Philadelphia Eagles, Jan 06, 2019
Passes Defensed	1 vs. New England Patriots, Jan 24, 2016		...2 more at 1.
Fumble Recoveries	2 vs. Carolina Panthers, Feb 07, 2016	Special Teams Tackles	1 vs. Baltimore Ravens, Jan 12, 2013

TREVATHAN

**PRO CAREER:**

- 2018 Pro Bowl selection, the first Bears QB to play in the Pro Bowl since Jim McMahon after the 1985 season
- Has a career record of 23-18 as a starter over three seasons, including a 19-10 mark since the start of 2018
- Has completed 811-of-1,280 passes for 8,554 yards (63.4 pct), 48 TDs and 29 INTs
- Has 862 rushing yards on 157 attempts (5.5 avg) and 7 TDs; his 862 yards rank sixth in Bears history among QBs entering 2020
- Threw for a career-high six touchdown passes in 2018 vs. Tampa Bay in Week 4, one shy of the NFL record; threw touchdowns to five different receivers, all in the first half
- Completed 26-of-43 passes for 303 yards and one touchdown in Wild Card playoff game vs. PHI; his 303 yards and 26 completions were the most in Bears postseason history
- Started 12 games in his rookie season, setting Bears franchise rookie records for completions (196) and passing yards (2,193) and finishing second in attempts (330) and tied for third in touchdown passes (7)
- Tied Billy Wade for the third-fastest Bears player to hit the 6,000-yard passing mark (30 games)
- Recorded back-to-back 3,000 yard passing seasons in 2018 and 2019, the second Bears QB to accomplish the feat (Jay Cutler)

HONORS:

- **2018:** Pro Bowl selection, Week 10 NFC Offensive Player of the Week

2019 SEASON (Bears):

- Started 15 games, going 8-7; missed the game vs. Oakland in London
- Finished the season with 3,138 passing yards, marking back-to-back 3,000-yard seasons and becoming just the second Bear to accomplish the feat (Jay Cutler, 2x, 2009-10 and 2014-15)
- Had his best game in the Week 14 win vs. the Cowboys, completing 23-of-31 passes for 244 yards with three passing TDs and one more on the ground to become the first QB in NFL history to complete 70.0+ percent of his passes on 30+ attempts, throw 3+ TD passes, rush for 50+ yards and have a rushing TD all in the same game
- Finished the Cowboys game with a 115.5 passer rating (Bears are 9-1 since the start of last season and 11-2 in his career when he posts a passer rating of 100.0 or higher)
- Accounted for 13 TDs over Weeks 10-14, 11 passing and two rushing
- On Thanksgiving in Detroit, completed 29-of-38 passes for a season-high 338 yards with three TDs; marched the offense on a season-long 90-yard scoring drive late in the fourth quarter and connected with rookie RB David Montgomery on a 3-yard TD pass to give the Bears a 24-20 lead
- Completed 16-of-23 passes for 173 yards and three TDs in the Week 10 win over the Lions with a passer rating of 131.0
- Finished 25-of-31 passing for 231 yards, 3 TDs and 1 INT in the MNF win at Washington in Week 3; completed a career-high 20 passes in the first half at Washington as the Bears raced out to a 28-3 halftime lead
- Completed a career-high 34 passes in Week 7 vs. New Orleans, tied for the second most in franchise history; also posted a career-high 54 attempts in that game, which tied for third most all time

2018 SEASON (Bears):

- Named to his first Pro Bowl, the first Bears quarterback to play in the Pro Bowl since Jim McMahon after the 1985 season
- Started 14 games (11-3 record as starter), completing 289-of-434 (66.6 pct.) passes for 3,223 yards, 24 TDs and 12 INTs
- Added 421 rushing yards on 68 attempts (6.1 avg) and three TDs; also converted five two-point conversions (1 rushing, 4 passing)
- Rushed for a career-best 81 yards on six attempts in Week 7 vs. New England, the eighth-highest by a Bears QB since 1960
- Recorded four 300-yard passing games in 14 regular season contests; tied for the most by a Bears QB in a single season
- Threw for 354 yards and set a career-high in passing touchdowns (6) and total offense (407) vs. Tampa Bay in Week 4; his six passing touchdowns ranks second all-time in Bears history and is one off the NFL record
- Threw five touchdowns to five different receivers in the first half vs. TB, becoming just the second player in league history to do so
- Threw for 13 touchdowns during Weeks 4-8, the most over a four-game span by a Bears QB since Sid Luckman in 1947
- Threw for a career-high 355 yards in a Week 10 win vs. Detroit; completed 23 of 30 passes with three TDs and a 148.6 rating
- Recorded a 120.4 passer rating at home vs. Green Bay, the highest QBR by a Bear against the Packers since 2000
- Completed 94.1 percent (16 of 17) of his passes in the second half at San Francisco, the highest second-half completion percentage in the NFL in 2018; also marked the second highest by a Bears quarterback dating back to 1960
- Completed 26-of-43 passes for 303 yards and one touchdown in Wild Card playoff game vs. Philadelphia (11/6/19); 303 yards and 26 completions are both the most in Bears postseason history

2017 SEASON (Bears):

- Active, but did not play in first four games
- Made first career start on MNF (10/9) vs. Minnesota, becoming the first Bears rookie to start at QB since Kyle Orton in 2005
- Completed 196-of-330 passes for 2,193 yards, 7 touchdowns and 7 interceptions
- Carried the ball 41 times for 248 yards (6.0 avg) and 2 touchdowns
- Became the first Bears rookie QB to win their first road start since Craig Krenzel in 2004 (vs. BAL 10/15); also became the second rookie quarterback to win a game in Baltimore since the franchise moved from Cleveland to Baltimore in 1996
- Completed 31 of 46 passes for 314 yards in Week 15 at Detroit -- all Bears rookie records
- Became the first Bears rookie QB to pass for 300+ yards in a game since Cade McNown threw for 301 yards in 1999 vs. Detroit
- Set Bears franchise rookie records for completions (196) and passing yards (2,193), finished second in attempts (330) and tied for third in touchdown passes (7)

TRANSACTIONS:

- **05/02/2020:** Team declines fifth-year option on rookie contract
- **07/19/2017:** Signed/draft choice with Bears (four-year contract; fifth-year option)

COLLEGE:

- Started 13-of-34 career games for North Carolina, completing 386-of-572 passes (67.5 pct.) for 4,762 yards, 41 touchdowns and 10 interceptions in three seasons of action; added 439 rushing yards and 8 touchdowns
- Finished his UNC career fifth in passing TDs (41), sixth in passing yards (4,762) and seventh in total offense (5,201)
- As a junior in 2016 he started all 13 games in his first season as a starter for the Tar Heels
- Set UNC single-season records for passing yards (3,748), passing touchdowns (30) and total offense (4,056) while completing 304-of-477 (68.0) passes on the year
- Set the multi-game school record with 30 consecutive completions over two games (last 18 vs. JMU; first 12 vs. Pitt); also set the school record for most passing yards in consecutive games with 885 (432 vs. JMU; 453 vs. Pitt)
- Had 7 games with 3+ passing touchdowns in 2016 and added 308 rushing yards on 93 attempts (3.3 avg) and 5 touchdowns
- Set career highs with 453 yards and 5 touchdowns with zero interceptions on 35-of-46 passing vs. Pitt
- Completed 31-of-38 passes for 405 yards and 3 touchdowns in the 37-35 win at No. 12 Florida State
- Completed 33-of-46 passes for 299 yards and 2 touchdowns in the win at No. 16 Miami (Fla.)
- Threw for 280 yards and 2 touchdowns on 23-of-39 passing vs. Stanford in the Sun Bowl

PERSONAL:

- Named 2016 Mr. Football in the state of Ohio by the *Associated Press* and honorable-mention Parade All-America
- Most prolific passer in the Greater Cleveland area, becoming the first to pass for more than 9,000 career yards and more than 4,000 yards as a senior
- Rated the No. 1 dual-threat quarterback by 247sports.com and the No. 3 player in Ohio
- Passed for 4,063 yards and 42 touchdowns as a senior, including 1,593 in four playoff games; ranked among the top 10 passers in Ohio High School history with 9,126 yards and 92 touchdowns
- Rushed for 1,559 career yards and 33 touchdowns, averaging 4.1 per carry
- Also served as Mentor's punter in 2012, posted a 40.8 average
- Coached by Steve Trivisonno

TRUBISKY

MITCHELL TRUBISKY'S NFL REGULAR SEASON PASSING/RUSHING STATISTICS																			
DATE	TEAM	GP	GS	PASSING										RUSHING					
				ATT.	CMP.	PCT.	YDS	AVG.	TD	INT.	LG	SK	LST	RATE	NO.	YDS.	AVG.	LG	TD
2017	Bears	12	12	330	196	59.4	2,193	6.6	7	7	70	31	196	77.5	41	248	6.0	46	2
2018	Bears	14	14	434	289	66.6	3,223	7.4	24	12	70t	24	143	95.4	68	421	6.2	39	3
2019	Bears	15	15	516	326	63.2	3,138	6.1	17	10	53	38	234	83.0	48	193	4.0	23t	2
TOTALS		41	41	1,280	811	63.4	8,554	6.7	48	29	70t	93	573	85.8	157	862	5.5	46	7

MITCHELL TRUBISKY'S NFL POSTSEASON PASSING/RUSHING STATISTICS																			
DATE	TEAM	GP	GS	PASSING										RUSHING					
				ATT.	CMP.	PCT.	YDS	AVG.	TD	INT.	LG	SK	LST	RATE	NO.	YDS.	AVG.	LG	TD
2018	Bears	1	1	43	26	60.5	303	7.0	1	0	45	2	12	89.6	3	9	3.0	6	0
TOTALS		1	1	43	26	60.5	303	7.0	1	0	45	2	12	89.6	3	9	3.0	6	0

SINGLE-GAME HIGHS: QUARTERBACK

Pass Attempts	54 vs. New Orleans Saints, Oct 20, 2019	Passer Rating	154.6 vs. Tampa Bay Buccaneers, Sep 30, 2018
Pass Completions	34 vs. New Orleans Saints, Oct 20, 2019	Rush Attempts	10 vs. Dallas Cowboys, Dec 05, 2019
Yards Passing	355 vs. Detroit Lions, Nov 11, 2018		...1 more at 10.
TD Passes	6 vs. Tampa Bay Buccaneers, Sep 30, 2018	Rushing Yards	81 vs. New England Patriots, Oct 21, 2018
Long Passes	70t vs. New York Jets, Oct 28, 2018	Longest Runs	46 at New Orleans Saints, Oct 29, 2017
	...1 more at 70.	Rushing TDs	1 vs. Dallas Cowboys, Dec 05, 2019
Completion Percentage	86.2 at San Francisco 49ers, Dec 23, 2018		...6 more at 1.

SINGLE-GAME HIGHS - POSTSEASON: QUARTERBACK

Pass Attempts	43 vs. Philadelphia Eagles, Jan 06, 2019	Completion Percentage	60.5 vs. Philadelphia Eagles, Jan 06, 2019
Pass Completions	26 vs. Philadelphia Eagles, Jan 06, 2019	Passer Rating	89.6 vs. Philadelphia Eagles, Jan 06, 2019
Yards Passing	303 vs. Philadelphia Eagles, Jan 06, 2019	Rush Attempts	3 vs. Philadelphia Eagles, Jan 06, 2019
TD Passes	1 vs. Philadelphia Eagles, Jan 06, 2019	Rushing Yards	9 vs. Philadelphia Eagles, Jan 06, 2019
Long Passes	45 vs. Philadelphia Eagles, Jan 06, 2019	Longest Runs	6 vs. Philadelphia Eagles, Jan 06, 2019

300-YARD PASSING GAMES (7): REGULAR SEASON

DATE	TEAM	NO.	YDS.	AVG.	LG	TD
12/16/17	at Lions	31	314	10.1	22	1
09/30/18	BUCCANEERS	19	354	18.6	47	6
10/14/18	at Dolphins	22	316	14.4	54	3
10/21/18	PATRIOTS	26	333	12.8	54	2
11/11/18	LIONS	23	355	15.4	55	3
11/28/19	at Lions	29	338	11.7	35	3
12/15/19	at Packers	29	334	11.5	34	1

300-YARD PASSING GAMES (1): POSTSEASON

DATE	TEAM	NO.	YDS.	AVG.	LG	TD
01/06/19	EAGLES	26	303	11.7	45	1



BRENT
URBAN

92

Ht: 6-7
DOB: 5/5/91 (29)
Bears Season: 2
Acquired: WFA-19 (TEN)

Wt: 300
College: Virginia
NFL Season: 6

DEFENSIVE END

PRO CAREER:

- Has 68 career tackles, 3.5 sacks, 8 tackles for loss and 7 passes defended in 52 career games over 5 seasons with the Baltimore Ravens, Tennessee Titans and Chicago Bears

2019 SEASON (Bears):

- Appeared in five games as a reserve for the Tennessee Titans before being cut and signed by the Chicago Bears
- Appeared in eight games for the Bears, recording 16 tackles, one TFL and 2 passes defended

2018 SEASON (Ravens):

- Started all 16 games for the first time in his career and recorded a career-high 27 tackles, two passes defended and a half-sack for the league's No. 1 overall and No. 2 scoring defense

2017 SEASON (Ravens):

- Started three games and posted four tackles for a unit that led the league in both takeaways (34) and interceptions (22)
- Missed the final 13 games after being placed on injured reserve with a foot injury

2016 SEASON (Ravens):

- Appeared in all 16 games and produced 10 tackles, two passes defended and a single-season career-high two sacks for a defense that allowed the NFL's fifth-fewest rushing yards and ranked seventh overall

2015 SEASON (Ravens):

- Saw his first-career NFL action, playing in six games as a reserve and posting 11 tackles, a sack and a blocked field goal, for the NFL's eighth-ranked defense

2014 SEASON (Ravens):

- Spent his entire rookie season on injured reserve due to a knee injury suffered in training camp

TRANSACTIONS:

- **03/23/2020:** Signed by the Bears/UFA (one-year contract through 2020)
- **10/22/2019:** Signed by the Bears
- **10/19/2019:** Released by the Titans
- **04/26/2019:** Signed by the Titans/UFA (one-year contract through 2019)
- **03/06/2018:** Re-signed with Ravens (one-year contract through 2018)
- **05/19/2014:** Signed/draft choice with Ravens (four-year contract through 2017)

COLLEGE:

- Played in 36 games with 20 starts at Virginia, totaling 75 tackles, 16.5 TFL, 3.0 sacks, two FR, one FF and 11 passes defended

PERSONAL:

- Attended Lorne Park (Mississauga, Ontario) Secondary School, where he was a two-time Toronto Star All-Star
- Also played basketball and junior hockey; played left wing on the best junior hockey team in North America

BRENT URBAN'S NFL REGULAR SEASON DEFENSIVE STATISTICS

DATE	TEAM	GP	TACKLES							INTERCEPTIONS				D. FUMB		ST		MISC									
			GS	TK	S	A	TFL	YDS	SK	YDS	QBH	NO	YDS	LG	TD	PD	FF	FR	YDS	TK	S	A	FF	FR	S	A	
2015	Ravens	6	0	11	6	5	1	3	1.0	3.0	1	0	0	0	0	0	0	0	0	0	0	0	0	0	0	0	
2016	Ravens	16	0	10	7	3	3	10	2.0	9.0	2	0	0	0	2	0	0	0	0	0	0	0	0	0	0		
2017	Ravens	3	3	4	3	1	1	1	0.0	0.0	0	0	0	0	1	0	0	0	0	0	0	0	0	0	0		
2018	Ravens	16	16	27	17	10	2	5	0.5	3.5	1	0	0	0	2	0	0	0	0	0	0	0	0	0	0		
2019	Titans	4	0	0	0	0	0	0	0.0	0.0	0	0	0	0	0	0	0	0	0	0	0	0	0	0	0		
Went from Tennessee to Chicago.																											
2019	Bears	9	0	16	10	6	1	1	0.0	0.0	1	0	0	0	2	0	0	0	0	0	0	0	0	0	0	0	
2019	TOTAL	13	0	16	10	6	1	1	0.0	0.0	1	0	0	0	2	0	0	0	0	0	0	0	0	0	0	0	
NFL TOTALS		54	19	68	43	25	8	20	3.5	15.5	5	0	0	0	7	0	0	0	0	0	0	0	0	0	0	0	



CODY WHITEHAIR

65

Ht: 6-3
 DOB: 7/11/92 (28)
 Bears Season: 5
 Acquired: D2-16

Wt: 309
 College: Kansas State
 NFL Season: 5

OFFENSIVE LINEMAN

PRO CAREER:

- Finished his fourth NFL season in 2019, starting all 64 games (52 at C, 10 at LG, 2 at RG) for the Bears
- His 64 consecutive starts headed into the 2020 season rank sixth among Bears offensive linemen since 1991
- Paved the way for rookie Jordan Howard to 1,313 rushing yards (2nd in NFL) and also help Howard become the first Chicago Bear to rush for 1,000+ yards in his first two seasons as a Bear

HONORS:

- 2018:** Pro Bowl selection
- 2016:** PFWA All-Rookie Team

2019 SEASON (Bears):

- Started 16 games, the first eight at left guard before finishing the season at center for the final eight

2018 SEASON (Bears):

- Named to his first Pro Bowl
- Started 16 games at center; part of an offensive line that allowed just 33 sacks, tied for the third fewest in the NFC
- Started Wild Card playoff game vs. PHI (1/6/19)

2017 SEASON (Bears):

- Started 16 games; played three different positions on the offensive line: 12 at C, 2 at LG, 2 at RG
- Help Jordan Howard become the first Chicago Bear to rush for 1,000+ yards in his first two seasons as a Bear

2016 SEASON (Bears):

- Started all 16 games as a rookie for the Chicago Bears paved the way for rookie Jordan Howard to 1,313 rushing yards (2nd in NFL)
- Helped the Bears to the third most passing yards (gross and net) in franchise history

TRANSACTIONS:

- 09/01/2019:** Re-signed with the Bears (five-year extension through 2024)
- 05/09/2016:** Signed/draft choice with the Bears (four-year contract through 2019)

COLLEGE:

- Team captain and four-time all-Big 12 honoree (2012-15) who started 51-of-52 career games
- Helped the Wildcats compile a 34-18 record en route to a Big 12 Championship (2012) and four bowl berths (2012-15)
- Started all 13 games at left tackle in 2015, earning first-team all-Big 12 honors, the first first-team honor of his career
- Helped K-State rank second nationally in red zone offense (94.5-percent) and 18th in passing yards per completion (14.12)
- Posted 13 starts in 13 games in 2013, earning second team all-Big 12 honors from the league's coaches and Phil Steele

PERSONAL:

- Four-year letter winner at Abilene High School in Abilene, Kansas; named to the All-Kansas Top-11 Team by the Kansas Football Coaches Association (KFBCA) and Varsity Kansas
- Also earned All-Kansas 4A honors from the KFBCA and Varsity Kansas
- Had 140 pancake blocks and recorded 81 total tackles (41 solo, 40 assisted) with 15 sacks during his senior season

CODY WHITEHAIR'S NFL REGULAR SEASON STATISTICS

DATE	TEAM	GP	GS
2016	Bears	16	16
2017	Bears	16	16
2018	Bears	16	16
2019	Bears	16	16
NFL TOTALS		64	64

CODY WHITEHAIR'S NFL POSTSEASON STATISTICS

DATE	TEAM	GP	GS
2018	Bears	1	1
NFL TOTALS		1	1



JAVON
WIMS

83

Ht: 6-4
DOB: 9/11/94 (25)
Bears Season: 3
Acquired: D7-18

Wt: 215
College: Georgia
NFL Season: 3

WIDE RECEIVER

PRO CAREER:

- Completed his second season in 2019 after being drafted in the 7th round (224th overall) in the 2018 draft
- Has appeared in 20 games (six starts), catching 22 passes for 218 yards (9.9 avg) and one touchdown

2019 SEASON (Bears):

- Appeared in 16 games (six starts), catching 18 passes for 186 yards (10.3 avg) and one touchdown
- Logged a career-high five catches for 56 yards in the Thanksgiving Day win at the Lions

2018 SEASON (Bears):

- Appeared in four games as a reserve, catching four passes for 32 yards (8.0 avg)

TRANSACTIONS:

- 05/10/2018:** Signed/draft choice with Bears (four-year contract through 2021)

COLLEGE:

- Appeared in 27 games (17 starts) at Georgia in two seasons, recording 62 receptions for 910 yards (14.7 avg) and 8 touchdowns
- Was the leading receiver on a Bulldog team that won the SEC Championship and appeared in the 2017 National Championship

PERSONAL:

- Spent one season playing at Hinds (Miss.) Community College prior to playing at Georgia, catching 47 passes for 779 yards and 9 TDs
- Also spent a season at Belhaven University, catching 7 passes for 55 yards in 6 games
- Played at Ed White High School in Miami, Fla., lettering in basketball and football

JAVON WIMS' NFL REGULAR SEASON RUSHING/RECEIVING STATISTICS

DATE	TEAM	GP	GS	RECEIVING					RUSHING				
				NO.	YDS	AVG	LG	TD	NO.	YDS.	AVG.	LG	TD
2018	Bears	4	0	4	32	8.0	16	0	0	0	0.0	0	0
2019	Bears	16	6	18	186	10.3	37	1	0	0	0.0	0	0
NFL TOTALS		20	6	22	218	9.9	37	1	0	0	0.0	0	0

SINGLE-GAME HIGHS: RUSHING/RECEIVING

Receptions

5 at Detroit Lions, Nov 28, 2019

Receiving Yards

56 at Detroit Lions, Nov 28, 2019
...1 more at 56.

Longest Receptions

37 vs. Minnesota Vikings, Sep 29, 2019

Receiving TDs

1 vs. New Orleans Saints, Oct 20, 2019

All-purpose yards

56 at Detroit Lions, Nov 28, 2019

...1 more at 56.

Miscellaneous Tackles

1 at Oakland Raiders, Oct 06, 2019

Most TDs

1 vs. New Orleans Saints, Oct 20, 2019


PLAYERS WITH PRO EXPERIENCE



PRO EXPERIENCE |

| 2020 MEDIA GUIDE




**ABDULLAH
ANDERSON**
76
Ht: 6-4
DOB: 1/24/96 (24)
Bears Season: 3
Acquired: UDFA-18

Wt: 295
College: Bucknell
NFL Season: 3

DEFENSIVE TACKLE
PRO CAREER:

- Has appeared in six career games for the Bears, all as a reserve in 2019

2019 SEASON (Bears):

- Appeared in six games as a reserve, recording four tackles, 1.0 sack and one TFL; inactive for Weeks 1, 9-14 and 16

TRANSACTIONS:

- **10/14/2019:** Promoted to active roster from practice squad
- **10/01/2019:** Signed to Bears practice squad
- **09/30/2019:** Released by Bears
- **09/23/2019:** Promoted to active roster from practice squad
- **09/12/2019:** Signed to Bears practice squad
- **09/11/2019:** Released by Bears
- **01/08/2019:** Signed by the Bears
- **09/02/2018:** Signed to Bears practice squad
- **09/01/2018:** Released by Bears
- **05/11/2018:** Signed by the Bears

COLLEGE:

- 2017 Patriot League Defensive Player of the Year and Brooks-Irvine Memorial Football Club FCS Collegiate Player of the Year
- Four-time All-Patriot League selection and three-time first teamer (2017, 2016, 2015)
- Shares school record in career blocked field goals (3)

PERSONAL:

- Played at Absegami High School in Galloway, N.J.

ABDULLAH ANDERSON'S NFL REGULAR SEASON DEFENSIVE STATISTICS

DATE	TEAM	GP	GS	TACKLES							INTERCEPTIONS					O. FUMB			ST				MISC				
				TK	S	A	TFL	YDS	SK	YDS	QBH	NO	YDS	LG	TD	PD	FF	FR	YDS	TK	S	A		FF	FR	S	A
2018	Bears	0	0	0	0	0	0	0	0	0.0	0.0	0	0	0	0	0	0	0	0	0	0	0	0	0	0	0	0
2019	Bears	6	0	4	3	1	1	8	1.0	8.0	1	0	0	0	0	0	0	0	0	0	0	0	0	0	0	0	0
NFL TOTALS		6	0	4	3	1	1	8	1.0	8.0	1	0	0	0	0	0	0	0	0	0	0	0	0	0	0	0	0



ALEX
BARS

64

Ht: 6-5
DOB: 9/8/95 (24)
Bears Season: 2
Acquired: UDFA-19

Wt: 314
College: Notre Dame
NFL Season: 2

OFFENSIVE LINEMAN

PRO CAREER:

- Has appeared in five NFL games; spent his rookie season on the practice squad before being promoted to the active roster Oct. 15

2019 SEASON (Bears):

- Appeared in five games as a rookie; spent Weeks 1-6 on practice squad and inactive for Weeks 7-12
- Signed to active roster Oct. 15; made NFL debut in Week 13 at Detroit

KEY TRANSACTIONS:

- **10/15/2019:** Promoted to active roster from the practice squad
- **09/01/2019:** Signed to Bears practice squad
- **05/02/2019:** Signed by Bears (UDFA); released (8/31/19)

COLLEGE:

- Appeared in 36 games (32 starts) for Notre Dame, making starts at right tackle, right guard and left guard over his career
- 2018: Sporting News First-Team All-American
- 2017: Started all 13 games at right guard; part of the offensive line that paved the way for the seventh-ranked rushing offense in the FBS (269.3 rush yards/game)
- 2016: Started all 12 games at right tackle; part of the offensive line that paved the way for 417.6 total yards per game
- 2015: Appeared in six games and made two starts at left guard in place of an injured Quenton Nelson before an ankle injury suffered against rival USC ended his season

PERSONAL:

- Played at Montgomery Bell High School in Nashville, Tennessee
- Second-team offensive lineman on USA Today All-USA prep All-American squad for 2013



D'NO
BOYD

79

Ht: 6-4
DOB: 9/2/96 (23)
Bears Season: 2
Acquired: WFA-19 (CIN)

Wt: 300
College: Cincinnati
NFL Season: 2

OFFENSIVE LINEMAN

PRO CAREER:

- Entering second season in the NFL, spent time on practice squads for Chiefs, Bengals and Bears in 2019

2019 SEASON (Chiefs, Bengals, Bears):

- Joined Bears practice squad on 11/12/19
- Spent time with Chiefs, Bengals and Bears in 2019

TRANSACTIONS:

- **12/30/2019:** Signed reserve/future contract with Bears
- **11/12/2019:** Signed to Bears practice squad
- **09/17/2019:** Signed to Bengals practice squad; released (10/18/19)
- **05/04/2019:** Signed with Chiefs (UDFA); released (8/31/19)

COLLEGE:

- Played one season at Cincinnati as a grad transfer from Rhode Island; started all 13 games at left tackle, earning First-Team All-American Athletic Conference honors
- While at Rhode Island appeared in 28 games (24 starts)

PERSONAL:

- All-Essex County lineman who helped lead West Side High to the New Jersey State playoffs



TAYLOR
BRAY

8

Ht: 6-6
DOB: 12/27/91 (28)
Bears Season: 3
Acquired: UFA-18 (KC)

Wt: 215
College: Tennessee
NFL Season: 7

QUARTERBACK

PRO CAREER:

- Entering his third season with the Bears in 2020
- Has appeared in one career game over seven seasons with the Chiefs (2013-17) and Bears (2018-19)

TRANSACTIONS:

- **03/25/2020:** Signed by the Bears/UFA (one-year contract through 2020)
- **10/10/2020:** Added to Bears practice squad
- **09/01/2019:** Added to Bears practice squad; promoted to active roster (10/9/2019)
- **03/20/2019:** Signed by the Bears/UFA (one-year contract through 2019)
- **09/02/2018:** Added to Bears practice squad; promoted to active roster (11/21/2018)
- **03/16/2018:** Signed by the Bears/UFA (one-year contract through 2018)
- **09/01/2015:** Placed on reserve/non-football injury (torn left ACL)
- **05/01/2013:** Signed by the Chiefs/UDFA

COLLEGE:

- Played in 28 games (24 starts) with Tennessee completing 540 passes on 922 attempts (58.6 pct.) for 7,444 yards with 69 touchdowns and 28 interceptions
- His 3,612 passing yards in 2012 ranked second on the school season record list, topped by only Peyton Manning (3,819 in 1997)
- Tossed 34 touchdown passes, posted seventh-most TD passes in a season in SEC history, in 2012
- His 3,619 passing yards ranked as the 11th-best in a single-season in SEC history, in 2012

PERSONAL:

- Played football at Kingsbury High School in Kingsbury, Calif.



XAVIER
CRAWFORD

35

Ht: 5-11
DOB: 12/10/95 (24)
Bears Season: 1
Acquired: WFA-19 (MIA)

Wt: 187
College: Central Michigan
NFL Season: 2

DEFENSIVE BACK

PRO CAREER:

- Originally entered the NFL as a sixth-round pick with the Houston Texans
- Appeared in five games as a rookie in 2019

2019 SEASON (Texans and Dolphins):

- Saw action in five games for the Miami Dolphins and Houston Texans, but did not record any stats

KEY TRANSACTIONS:

- **12/30/2019:** Signed by the Bears
- **12/09/2019:** Signed to the Bears practice squad
- **10/29/2019:** Claimed off waivers by the Dolphins; released (11/30/19)
- **10/26/2019:** Released by the Texans
- **05/10/2019:** Signed/draft choice with Texans (four-year contract through 2022)

COLLEGE:

- Finished his college career at Central Michigan, playing one season (2018) for the Chippewas, totaling 24 tackles (18 solo), 3.0 tackles for loss, two fumble recoveries, one interception and 12 passes defended in 11 games as a redshirt junior
- Spent three seasons at Oregon State (2015-17), before suffering a season-ending injury in 2017 and transferring to Central Michigan
- Totaled 87 tackles (63 solo), 2.0 tackles for loss, 1.0 sack, one interception, 13 passes defended and one forced fumble in 17 games during his time at Oregon State

PERSONAL:

- Attended Pittsburg (Calif.) High School
- Played wide receiver and defensive back
- Also participated in track & field



REGGIE
DAVIS

18

Ht: 5-11
DOB: 11/22/95 (24)
Bears Season: 1
Acquired: WFA-19 (DAL)

Wt: 185
College: Georgia
NFL Season: 4

WIDE RECEIVER

PRO CAREER:

- Has spent time on practice squads for the Falcons, Eagles, Cowboys and Bears

2019 SEASON (Cowboys/Bears):

- Spent 2019 training camp with Dallas before being part of final cuts; signed to Bears practice squad in December

2018 SEASON (Falcons/Eagles/Cowboys):

- Entered 2018 training camp with Atlanta, released after final cuts; also spent time on practice squads for Eagles and Cowboys
- Signed to Philadelphia's practice squad and was released 10 days later (9/10); signed to Dallas' practice squad for remainder of 2018

2017 SEASON (Falcons/Browns):

- Signed with Atlanta as a rookie free agent, released following training camp
- Acquired by Cleveland off waivers but was cut days later; re-signed to Atlanta's practice squad for the rest of 2017

KEY TRANSACTIONS:

- **12/30/2019:** Signed reserve/future contract with Bears
- **12/11/2019:** Signed to Bears practice squad
- **02/07/2019:** Signed with Cowboys; released (8/31/19)
- **11/01/2018:** Signed to Cowboys practice squad
- **09/10/2018:** Signed to Eagles practice squad; released (9/20/18)
- **01/15/2018:** Signed with Falcons; released (9/1/18)
- **09/26/2017:** Signed to Falcons practice squad
- **09/03/2017:** Acquired by Browns from waivers (ATL); released (9/22/17)
- **05/14/2017:** Signed with Falcons (UDFA); released (9/2/17)

COLLEGE:

- Played in 49 games in his four-year career at Georgia and caught 38 passes for 618 yards and two touchdowns
- Recorded nearly 1,000 kick return yards on 47 returns; also added a punt return for a touchdown

PERSONAL:

- Helped Lincoln High School in Tallahassee, Fla., to the Class 7A State Championship game
- A part of a Lincoln relay team which won Florida State Championship in 2012



STEPHEN
DENMARK

37

Ht: 6-2
DOB: 4/20/96 (24)
Bears Season: 2
Acquired: D7b-19

Wt: 217
College: Valdosta State
NFL Season: 2

DEFENSIVE BACK

PRO CAREER:

- Originally entered the NFL as a seventh-round pick (238th overall) by the Chicago Bears in 2019, but did not see any game action

2019 SEASON (Bears):

- Spent the duration of the Bears 2019 on the practice squad

TRANSACTIONS:

- **12/30/2019:** Signed by the Bears to a futures contract
- **05/13/2019:** Signed/draft choice with Bears (four-year contract through 2022); released (8/30) and signed to practice squad (9/1)

COLLEGE:

- Totaled 441 tackles, 2 INTs, 8 PBUs at Valdosta State; a converted wide receiver, played corner for only two years; also a track and field star at Valdosta State
- Two-time First Team All-Gulf South Conference selection

PERSONAL:

- Played at Rickards High School in Tallahassee, Fla., leading his squad to a spot in the Florida 5A State Playoffs in 2013
- Had 49 receptions for 851 yards and 12 touchdowns on the season; also returned two kickoffs for touchdowns



JESPER HORSTED

49

TIGHT END

Ht: 6-4
DOB: 2/27/97 (23)
Bears Season: 2
Acquired: UDFA-19

Wt: 225
College: Princeton
NFL Season: 2

PRO CAREER:

- Has played in six games with one start, catching eight passes for 87 yards and one touchdown

2019 SEASON (Bears):

- Spent most of the season on practice squad before being promoted to active roster in Week 12
- Appeared in six games with one start (at Detroit), catching eight passes for 87 yards (10.9 avg) and one touchdown
- Caught an 18-yard over-the-shoulder touchdown in his first career start at Detroit in Week 13 on Thanksgiving
- Recorded a season-high four catches for 36 yards in Week 14 vs. the Cowboys

TRANSACTIONS:

- 11/20/2019:** Promoted to active roster from practice squad
- 09/01/2019:** Signed to Bears practice squad
- 08/31/2019:** Cut by Bears
- 05/13/2019:** Signed with Bears/UDFA

COLLEGE:

- Set Princeton career records for receptions (196) and touchdown catches (28); no other Princeton player has even 20 career touchdown catches
- Became the 11th player in program history to earn an invitation to the prestigious East-West Shrine Game
- Named a finalist for the Doris Robinson Scholar-Athlete Award and a semifinalist for the William Campbell Scholar-Athlete Trophy
- Earned first-team All-Ivy League honors in 2018 after catching 72 passes for 1,047 yards and 13 touchdowns for the highest-scoring offense in Ivy League history
- Led Princeton to first perfect season since 1964 and second Ivy League title in three years
- Led the Ivy League with 15 touchdowns scored (13 receiving, two rushing)
- Earned unanimous first-team All-Ivy League honors in 2017 after breaking Princeton single-season receptions (92) and touchdown receptions (14) records; led the Ivy League in receptions, receiving yards (1226), and receiving TDs
- Also played centerfield and served as leadoff hitter during Ivy League championship season for the baseball team in 2015

PERSONAL:

- Played at Roseville Area High School in Shoreview, Minn.
- Named the 2015 Minnesota High School Athlete of the Year by the St. Paul Pioneer Press
- Holds Minnesota state record for single-game receptions (19 for 293 yards), which he set in the 2013 state playoffs

JESPER HORSTED'S NFL REGULAR SEASON RUSHING/RECEIVING STATISTICS

DATE	TEAM	RECEIVING							RUSHING				
		GP	GS	NO.	YDS	AVG	LG	TD	NO.	YDS.	AVG.	LG	TD
2019	Bears	6	1	8	87	10.9	20	1	0	0	0.0	0	0
NFL TOTALS		6	1	8	87	10.9	20	1	0	0	0.0	0	0

SINGLE-GAME HIGHS: RUSHING/RECEIVING

Receptions 4 vs. Dallas Cowboys, Dec 05, 2019
Receiving Yards 36 vs. Dallas Cowboys, Dec 05, 2019
Longest Receptions 20 vs. Kansas City Chiefs, Dec 22, 2019
Receiving TDs 1 at Detroit Lions, Nov 28, 2019

All-purpose yards 36 vs. Dallas Cowboys, Dec 05, 2019
Special Teams Tackles 1 vs. New York Giants, Nov 24, 2019
Most TDs 1 at Detroit Lions, Nov 28, 2019



THOMAS
IVES

14

WIDE RECEIVER

Ht: 6-4
DOB: 6/25/97 (23)
Bears Season: 2
Acquired: UDFA-19

Wt: 218
College: Colgate
NFL Season: 2

2019 SEASON (Bears):

- Spent entire 2019 season on the practice squad

TRANSACTIONS:

- 12/30/2019:** Signed a reserve/future contract with Bears
- 09/01/2019:** Signed to Bears practice squad
- 08/31/2019:** Cut by Bears
- 05/02/2019:** Signed with Bears (UDFA)

COLLEGE:

- Appeared in 42 games, making 28 starts at Colgate; totaled 53 receptions for 865 yards and 9 touchdowns
- 2018: 15 receptions for 263 yards and one touchdown in 9 games (8 starts)
- All-Patriot League Second Team (Coaches); led Patriot League with 15.3 yards per catch
- Led with seven receiving touchdowns and receptions total tied for second on team

PERSONAL:

- Played four years for Hinsdale Central High School in Hinsdale, Illinois
- Caught 48 passes for 888 yards and 12 touchdowns as senior
- Added 17 carries for 66 yards and three TDs and completed 8-of-10 pass attempts for 79 yards



MICHAEL
JOSEPH

30

DEFENSIVE BACK

Ht: 6-1
DOB: 3/19/95 (25)
Bears Season: 3
Acquired: UDFA-18

Wt: 180
College: Duquesne
NFL Season: 3

PRO CAREER:

- Made the Bears' active roster for the final two weeks of the 2019 regular-season but did not see any game action
- Joined the Bears as an undrafted free agent in May of 2018

2019 SEASON (Bears):

- Joined the active roster during Weeks 16-17 but did not see game action
- Spent 2018 season on Bears practice squad

TRANSACTIONS:

- 12/18/2019:** Signed to Bears active roster
- 09/01/2019:** Signed to Bears practice squad
- 08/31/2019:** Released by the Bears
- 01/08/2019:** Signed by the Bears
- 09/02/2018:** Signed to Bears practice squad
- 09/01/2018:** Released by Bears
- 05/11/2018:** Signed by the Bears

COLLEGE:

- Totaled 166 tackles, 15 interceptions and 6 TFLs in three seasons on the field at Duquesne

PERSONAL:



**COREY
LEVIN**

62

Ht: 6-4
DOB: 8/12/94 (25)
Bears Season: 2
Acquired: PS-19 (DEN)

Wt: 307
College: Chattanooga
NFL Season: 4

OFFENSIVE LINEMAN

2019 SEASON (Titans/Broncos/Bears):

- Signed to Bears active roster from Broncos practice squad on 11/30/19
- Acquired via waivers by Broncos after being apt of final cuts by Titans

2018 SEASON (Titans):

- Played in all 16 games with a start at left guard
- Made his first career NFL start at L.A. Chargers in London

2017 SEASON (Titans):


- Did not play in two games and was inactive for 14 contests

TRANSACTIONS:

- **11/30/2019:** Signed to Bears active roster from Broncos practice squad
- **09/17/2019:** Signed to Broncos practice squad
- **09/14/2019:** Cut by Broncos
- **09/01/2019:** Acquired by Broncos via waivers (TEN)
- **08/31/2019:** Cut by Titans
- **05/12/2017:** Signed/draft choice with Titans (four-year contract through 2020)

PERSONAL:

- Attended Dacula (Ga.) High School where he was named team captain and made the Gwinnett County All-Star team



**SAM
MUSTIPHER**

67

Ht: 6-2
DOB: 8/13/96 (23)
Bears Season: 2
Acquired: UDFA-19

Wt: 311
College: Notre Dame
NFL Season: 2

OFFENSIVE LINEMAN

2019 SEASON (Bears):

- Spent entire 2019 season on Bears practice squad

TRANSACTIONS:

- **12/30/2019:** Signed reserve/future contract with Bears
- **09/01/2019:** Signed to Bears practice squad
- **08/31/2019:** Cut by Bears
- **05/02/2019:** Signed with Bears (UDFA)

COLLEGE:

- Appeared in 46 games (37 starts) at Notre Dame
- Started all 12 games at center in 2018 as a senior; made 36th consecutive start vs. USC
- Started all 13 games at center as a junior in 2017; named to Rimington Award Watch List and was a First Team CoSIDA Academic All-District
- Started all 12 games at center in 2016 as he helped paved the way for 417.6 total yards per game

PERSONAL:

- Played at Good Counsel High School in Olney, Md.
- Named to 2013 Maryland consensus all-state squad on offensive line
- Played on both offensive and defensive lines
- First-team pick as offensive lineman on Washington Post All-Met squad for 2013



**RYAN
NALL**

35

RUNNING BACK

Ht: 6-2
DOB: 12/27/95 (24)
Bears Season: 3
Acquired: UDFA-18

Wt: 237
College: Oregon State
NFL Season: 3

PRO CAREER:

- Finished his second season in Chicago in 2019, has played in eight career games for the Bears

2019 SEASON (Bears):

- Appeared in eight games after being promoted from practice squad in Week 10
- Two carries for eight yards in Week 17 at Minnesota
- Recorded two special teams tackles

2018 SEASON (Bears):

- Spent 2018 season on Bears practice squad

TRANSACTIONS:

- 11/09/2019:** Promoted to active roster from the practice squad
- 09/01/2019:** Signed to Bears practice squad
- 08/31/2019:** Cut by Bears
- 01/08/2019:** Signed by Bears
- 09/02/2018:** Signed to Bears practice squad
- 09/01/2018:** Cut by Bears
- 05/11/2018:** Signed by Bears (UDFA)

COLLEGE:

- Appeared in 32 games, making 19 starts
- Ranks eighth in Oregon State history with 2,216 rushing yards
- Has carried the ball 385 times, and averages 5.8 yards per carry, which ties him with J.J. Young for the best mark in OSU history
- His 24 rushing touchdowns ranks seventh in school history
- Has nine 100-yard rushing games, tied for seventh all-time
- Only player in Oregon State history with three carries of 75 or more yards
- Adds 563 receiving yards and four touchdowns; has caught 56 passes, and averages 10.1 yards per reception
- Three-time Pac-12 All-Academic selection: second team in 2017, honorable mention in 2015 and 2016
- Also earned CoSIDA Academic All-District 8 honors as a junior
- 2016 All-Pac-12 Honorable Mention

PERSONAL:

- Played at Central Catholic High School in Sandy, Oregon
- Rushed for 1,684 yards and 22 touchdowns as a senior
- Named the Oregon Sports Awards Prep Football Player of the Year
- GA Offensive Player of the Year
- First team all-state running back and linebacker as a senior

RYAN NALL'S NFL REGULAR SEASON RUSHING/RECEIVING STATISTICS

DATE	TEAM	GP	GS	RUSHING					RECEIVING				
				NO.	YDS.	AVG.	LG	TD	NO.	YDS	AVG	LG	TD
2018	Bears	0	0	0	0	0.0	0	0	0	0	0	0	0
2019	Bears	8	0	2	8	4.0	7	0	0	0	0.0	0	0
NFL TOTALS		8	0	2	8	4.0	7	0	0	0	0.0	0	0

SINGLE-GAME HIGHS: RUSHING/RECEIVING

Rush Attempts
Rushing Yards
Longest Runs

2 at Minnesota Vikings, Dec 29, 2019
8 at Minnesota Vikings, Dec 29, 2019
7 at Minnesota Vikings, Dec 29, 2019

All-purpose yards
Special Teams Tackles

8 at Minnesota Vikings, Dec 29, 2019
1 at Minnesota Vikings, Dec 29, 2019
...2 more at 1.



RILEY RIDLEY

88

Ht: 6-1
DOB: 7/21/96 (24)
Bears Season: 2
Acquired: D4-19

Wt: 200
College: Georgia
NFL Season: 2

WIDE RECEIVER

PRO CAREER:

- Has appeared in five games, recording six receptions for 69 yards (11.5 avg)

2019 SEASON (Bears):

- Logged a season-high three catches for 54 yards in Week 17 at the Vikings, including a 32-yarder on a fourth-and-9 on the game-winning drive

TRANSACTIONS:

- 05/13/2019:** Signed/draft choice with Bears (four-year contract through 2022)

COLLEGE:

- Played in 39 career games for the Bulldogs, recording 70 catches for 1,026 yards (14.7 avg) and 13 touchdowns
- Led the Bulldogs with 44 catches for 570 yards and nine scores in 2018

PERSONAL:

- Played at Deerfield Beach High School in Coconut Creek, Florida
- 2016 Under Armour All-American Game selection

RILEY RIDLEY'S NFL REGULAR SEASON RUSHING/RECEIVING STATISTICS

DATE	TEAM	GP	GS	RECEIVING					RUSHING				
				NO.	YDS	AVG	LG	TD	NO.	YDS.	AVG.	LG	TD
2019	Bears	5	0	6	69	11.5	32	0	0	0	0.0	0	0
NFL TOTALS		5	0	6	69	11.5	32	0	0	0	0.0	0	0

RILEY RIDLEY'S NFL REGULAR SEASON RETURN STATISTICS

DATE	TEAM	KICKOFF RETURNS					PUNT RETURNS					
		RET.	YDS.	AVG.	LG	TD	NO.	FC	YDS	AVG	LG	TD
2019	Bears	0	0	0.0	0	0	0	0	0	0.0	0	0
NFL TOTALS		0	0	0.0	0	0	0	0	0	0.0	0	0

SINGLE-GAME HIGHS: RUSHING/RECEIVING

Receptions Receiving Yards

3 at Minnesota Vikings, Dec 29, 2019
54 at Minnesota Vikings, Dec 29, 2019

Longest Receptions All-purpose yards

32 at Minnesota Vikings, Dec 29, 2019
54 at Minnesota Vikings, Dec 29, 2019


TREF
ROBERSON
31
Ht: 6-0
DOB: 10/22/92 (27)
Bears Season: 1
Acquired: FA-20

Wt: 205
College: Illinois State
NFL Season: 1

DEFENSIVE BACK
PRO CAREER:

- First entered the NFL as an undrafted free agent with the Minnesota Vikings in 2016
- Has not appeared in any regular-season games

CFL Career (Calgary Stampedo):

- Signed with the Calgary Stampeders in May 2018
- Played in his first career professional game on June 16, 2018 against the Hamilton Tiger-Cats
- Played in 16 regular-season games and two post-season games in 2018 and won his first Grey Cup Championship as a member of the 106th Grey Cup winning team
- Owns 95 tackles and 10 interceptions over his two seasons in the CFL

TRANSACTIONS:

- **01/29/2020:** Signed by the Bears (two-year contract through 2021)
- **09/02/2017:** Released by the Vikings
- **01/02/2017:** Signed by the Vikings (futures contract)
- **10/18/2016:** Signed to the Vikings practice squad
- **10/04/2016:** Released by the Vikings
- **09/13/2016:** Signed to the Vikings practice squad
- **09/06/2016:** Released by the Vikings
- **09/05/2016:** Signed to the Vikings practice squad
- **09/03/2016:** Released by Vikings
- **05/09/2016:** Signed by the Vikings

COLLEGE:

- Played final two college seasons at Illinois State (FCS) after transferring from Indiana (2011-13)
- Helped Illinois State climb to national prominence, guiding team to 2014 FCS National Championship game as a junior in his first season on campus, facing NDSU in the title game, throwing for 3 TDs and rushing for another in the 29-27 loss

PERSONAL:

- Roberson played high school football at Lawrence Central High School, where he was a two-sport athlete, and won the 2010 Indiana Mr. Football after leading Lawrence to the 5A state championship game



DUKE SHELLEY

20

Ht: 5-9
DOB: 10/8/96 (23)
Bears Season: 2
Acquired: D6-19

Wt: 180
College: Kansas State
NFL Season: 2

DEFENSIVE BACK

PRO CAREER:

- Enters his second season with the Bears in 2020 after playing in nine games as a rookie in 2019

2019 SEASON (Bears):

- Appeared in nine games as a reserve in his rookie season
- Inactive for Weeks 5-12

TRANSACTIONS:

- 06/20/2019:** Signed/draft choice with Bears (four-year contract through 2022)

COLLEGE:

- A mainstay at cornerback for the Wildcats, starting 37 games over his four-year career, concluding his career tied for fourth in school history in career interception-return touchdowns (2)
- Started the first seven games of the 2018 season before an injury cut his season short
- Named a Second Team All-Big 12 performer; had at least one pass defended in six of his seven games, including a season-high three against both South Dakota and Oklahoma State
- Carded two interceptions against the Cowboys to tie for seventh in school history for single-game INTs
- Started 12 games played in 2017, ranking fourth in the Big 12 with 13 passes defended en route to honorable mention All-Big 12
- Tallied the second pick-six of his career and carded three total passes defended at Texas Tech as he earned Big 12 Defensive Player of the Week accolades
- In 2016 he played in 11 games with 10 starts, totaling 48 tackles, three interceptions and four pass breakups
- Ranked seventh in the Big 12 in INTs, while he was fourth in conference-only games as all three picks came against Big 12 foes
- Tallied a 29-yard pick-six against Oklahoma State; had an interception the week prior at Iowa State in addition to one at Oklahoma
- In 2015 he played in each of the final eight regular-season games, starting each contest; became the first K-State true freshman to start at cornerback since 2006
- Totalled 28 tackles – all solo stops – with 1.0 tackle for loss, seven pass breakups and a forced fumble; his seven breakups were the most by a Wildcat freshman since Jerametrious Butler in 1998
- Had four passes defended against West Virginia, the most nationally by a freshman during the 2015 season and the most by a Wildcat freshman since at least 1990

PERSONAL:

- A three-year letter winner at Tucker High School in Tucker, Ga.; helped lead the Tigers to a 10-3 record and a playoff appearance
- An honorable mention all-state selection by the *Atlanta Journal-Constitution* in 2014

DUKE SHELLEY'S NFL REGULAR SEASON DEFENSIVE STATISTICS

DATE	TEAM	GP	GS	TACKLES							INTERCEPTIONS				O. FUMB			ST			MISC					
				TK	S	A	TFL	YDS	SK	YDS	QBH	NO	YDS	LG	TD	PD	FF	FR	YDS	TK	S	A	FF	FR	S	A
2019	Bears	9	0	0	0	0	0	0	0	0.0	0.0	0	0	0	0	0	0	0	0	0	0	0	0	0	0	0
NFL TOTALS		9	0	0	0	0	0	0	0	0.0	0.0	0	0	0	0	0	0	0	0	0	0	0	0	0	0	0



JAMES VAUGHTERS

93

LINEBACKER

Ht: 6-2
DOB: 6/27/93 (27)
Bears Season: 2
Acquired: FA-19

Wt: 254
College: Stanford
NFL Season: 2

PRO CAREER:

- Appeared in three NFL games, all coming with the Bears in 2019
- Spent time with Packers (2015), Patriots (2016) and the San Diego Chargers (2016) without appearing in a game for those clubs

2019 SEASON (Bears):

- Appeared in three games for the Bears on special teams, logging three tackles

KEY TRANSACTIONS:

- **03/14/2018:** Re-signed/UFA with Bears (one-year contract through 2020)
- **09/01-12/30/2019:** Spent majority of season on Bears practice squad, called up to active roster four times
- **02/06/2019:** Signed by the Bears; released (8/31/19)
- **08/15/2016:** Signed by the Chargers; released (9/3/16)
- **01/21/2016:** Signed by the Patriots; released (5/2/16)
- **09/08/2015:** Signed to the Packers practice squad; released (9/30/15)
- **05/08/2015:** Signed by the Packers

COLLEGE:

- Appeared in 55 games at Stanford, totaling 139 tackles, 12.5 sacks, 3 forced fumbles and 3 fumble recoveries.

PERSONAL:

- Played at Tucker High School in Stone Mountain, Ga.
- Ranked nation's fourth-best inside linebacker and 54th overall recruit by Rivals; ranked 44th on ESPN's Top 150



**JOSH
WOODS**

55

Ht: 6-1
DOB: 7/1/96 (24)
Bears Season: 3
Acquired: UDFA-18

Wt: 236
College: Maryland
NFL Season: 3

LINEBACKER

PRO CAREER:

- Has appeared in nine games as a reserve
- Spent the 2018 season on Chicago's practice squad

2019 SEASON (Bears):

- Appeared in nine games as a reserve; has recorded five tackles on special teams; inactive for Weeks 1-3 and 7-10

2018 SEASON (Bears):

- Spent 2018 season on Bears practice squad

TRANSACTIONS:

- **01/08/2019:** Signed with Bears
- **09/02/2018:** Signed to Bears practice squad
- **09/01/2018:** Cut by Bears
- **06/07/2018:** Signed with Bears (UDFA)

COLLEGE:

- 2017: Appeared in 10 games (9 starts) Had a career-best season, posting 62 tackles, 4.5 tackles for loss, four pass breakups and two interceptions
- 2016: Appeared in 10 games (5 starts)
- 2015: Appeared in the final six games, primarily on special teams
- 2014: Appeared in the final eight games of the season, primarily on special teams

PERSONAL:

- Played at the McDonogh School in Baltimore, Maryland where he played cornerback and wide receiver
- Helped the Eagles complete an 11-0 season in 2013 culminating in the school's first MIAA A outright title had 35 tackles and four interceptions at safety
- Totaled 35 catches for 800 yards and 10 touchdowns as a wide receiver
- A Maryland Consensus All-State selection and a first team Maryland Private School All-State honoree
- Named a *Baltimore Sun* first team All-Metro selection on defense
- Named to Team Maryland for the 2014 Big 33 Football Classic

JOSH WOODS' NFL REGULAR SEASON DEFENSIVE STATISTICS

DATE	TEAM	GP	GS	TACKLES							INTERCEPTIONS				O. FUMB			ST			MISC					
				TK	S	A	TFL	YDS	SK	YDS	QBH	NO	YDS	LG	TD	PD	FF	FR	YDS	TK	S	A	FF	FR	S	A
2018	Bears	0	0	0	0	0	0	0	0	0.0	0.0	0	0	0	0	0	0	0	0	0	0	0	0	0	0	0
2019	Bears	9	0	0	0	0	0	0	0	0.0	0.0	0	0	0	0	0	0	0	0	5	3	2	0	0	0	0
NFL TOTALS		9	0	0	0	0	0	0	0	0.0	0.0	0	0	0	0	0	0	0	0	5	3	2	0	0	0	0



ROOKIES



ROOKIES |

| 2020 MEDIA GUIDE





TREVIS GIPSON

99

Ht: 6-4
DOB: 6/13/97 (23)
Bears Season: R
Acquired: D5a-20

Wt: 253
College: Tulsa
NFL Season: R

LINEBACKER

PRO CAREER:

- Rookie linebacker enters his first year in the NFL
- Selected in the fifth round of the 2020 NFL Draft (155th overall) by the Chicago Bears

TRANSACTIONS:

- **04/25/2020:** Drafted by the Bears (four-year contract through 2023)

COLLEGE:

- A four-year letterwinner and two-year starter, played in 49 career games and had 24 career starts
- Completed his career with 114 tackles, 25.5 TFLs for minus-114 yards, 13 sacks for minus-82 yards and 8 forced fumbles
- Played in all 12 games and had 11 starts in 2019, earning first-team all-conference honors
- Had 49 tackles, 15 TFLs for minus-72 yards, 8 sacks for minus-52 yards, 6 QB hurries and 2 forced fumbles
- Totalled 5 tackles and one QB hurry in season finale vs. ECU
- Had season-highs of 7 tackles and 3.5 TFLs for -13 yards vs. Houston
- Collected 3 solo tackles, including 2.0 sacks for minus-10 yards vs. UCF
- Totalled 5 tackles, one forced fumble and one QB hurry vs. #25 Memphis
- Tallied 3 tackles, one sack for minus-9 yards and forced one fumble at #23 Cincinnati
- Had 4 stops, all solos, 2 TFLs for minus-9 yards and one sack for minus-6 yards at SMU
- Compiled 6 stops, 2 TFLs for minus-8 yards, one sack for minus-5 yards and one QB hurry vs. Wyoming
- Totalled 4 stops, 2.5 TFLs for minus-13 yards and one sack for minus-9 yards at San Jose State
- Had 4 tackles, 2 TFL, 1.0 sack and 2 hurries in the season opener at Michigan State
- Played and started all 12 games as a junior in 2018, ranking second in the nation with five forced fumbles
- Had 46 tackles, 9 TFLs for minus-30 yards, four sacks for minus-20 yards, five FF, three QB hurries and one pass break-up in 12 starts
- Had a career-best seven tackles at Texas; tied his career-high of seven tackles and added 3.5 TFLs for minus-15 yards, 2.0 sacks for minus-14 yards and two FF vs. SMU
- Totalled four tackles and 1.0 sack for minus-4 yards vs. Arkansas State
- Compiled six tackles, one stop for minus-4 yards and one forced fumble at Arkansas
- Had four tackles, two quarterback hurries and one pass breakup vs. #23 USF
- Had three stops, including two TFLs for minus-4 yards, one forced fumble and one QBH vs. UConn
- Played in all 12 games as a sophomore in 2017, received his first career start vs. New Mexico; recorded 11 stops, one PBU and one forced fumble that season
- Had a season-best two tackles against Toledo, Houston and Temple
- Played in all 13 games in 2016 as a freshman and had eight tackles, played mostly on special teams
- Saw his first career action in the season opener vs. San Jose State and had one tackle
- Had two stops and one sack for minus-10 yards against North Carolina A&T

PERSONAL:

- Was a three-year defensive starter; played his senior season at Cedar Hill High School and his junior and senior seasons at Richardson Berkner High School
- Helped lead his prep team to the Class 6A state title
- Named to the Dallas Morning News top-100 for the Dallas-area, coming in rated No. 91, as a senior
- High school coach at Cedar Hill High School was Joey McGuire
- Has three siblings; brother, Thomas, plays professional basketball in Finland
- Parents are Thomas and Cassandra Gipson; mother ran track at North Texas and his dad played basketball at Texas



ARELINGTON HAMBRIGHT

71

Ht: 6-5
DOB: 1/30/96 (24)
Bears Season: R
Acquired: D7a-20

Wt: 300
College: Colorado
NFL Season: R

OFFENSIVE LINEMAN

PRO CAREER:

- Rookie offensive lineman enters his first year in the NFL
- Selected in the seventh round of the 2020 NFL Draft (226th overall) by the Chicago Bears

TRANSACTIONS:

- **04/25/2020:** Drafted by the Bears (four-year contract through 2023)

COLLEGE:

- In 2019 at Colorado, Hambright started all 11 games with 68 knockdown blocks, 12 touchdown blocks and 13 perfect plays on passing touchdowns
- Against Stanford, he was named the Pac-12 Offensive Lineman of the Week, one of three times he was nominated with the others coming against Nebraska and Washington
- In 2018 at Oklahoma State, he started the first five games of the season before suffering an injury that kept him out until the Liberty Bowl
- The Cowboys were 5-1 in the six games Hambright played an 2-5 in the seven games he missed
- In those six games, Oklahoma State averaged 43.3 points per game while gaining 537.8 yards per game of total offense, including 317.2 passing and 220.7 rushing yards per game
- Redshirted the 2017 season
- At Garden City CC, was part of the 11-0 NJCAA National Championship team in 2016 as a sophomore, improving from a 3-8 record his freshman season in 2015
- Garden City featured a rushing attack that averaged 194.8 yards per game while averaging 349.7 total yards per game that season, number that jumped to 206.0 rushing yards and 367.0 total yards of offense during a 7-0 run through the Jayhawk Conference in 2016
- Rivals named him the No. 34 JUCO player in the class and Scout tabbed him as the No. 59 prospect

PERSONAL:

- Graduated from Oklahoma State University and pursued his graduate studies at Colorado
- Lettered three seasons at Belleville High School under coaches Matt Davenport and Marcus Hosman
- As a senior, he played on the offensive and defensive line
- His junior season in 2013, Belleville averaged 205.6 rushing yards per game
- Led the team that season in pancake blocks and also saw action in nine games on defense
- Also played basketball at Hamilton, helping the team to a 14-7 record as a senior including a 6-2 mark in league play



JAYLON JOHNSON

33

Ht: 6-0
DOB: 4/19/99 (21)
Bears Season: R
Acquired: D2b-20

Wt: 195
College: Utah
NFL Season: R

DEFENSIVE BACK

PRO CAREER:

- Rookie defensive back enters his first year in the NFL
- Selected in the second round of the 2020 NFL Draft (50th overall) by the Chicago Bears

TRANSACTIONS:

- **04/24/2020:** Drafted by the Bears (four-year contract through 2023)

COLLEGE:

- 2019 All-American and two-time first-team All-Pac-12 cornerback (2018-19)
- Played in 38 career games with 29 starts, logging seven career interceptions and 28 career passes defended
- His 21 career pass breakups ranked tied for 10th all-time at Utah
- Two-time Pac-12 All-Academic honoree
- 2018 and 2019 First Team All-Pac-12; earned second-team All-America honors from Walter Camp and the *Associated Press* in 2019
- Also earned second-team All-America honors from *Sports Illustrated* and *USA Today* and third-team honors from *Pro Football Focus* and *Phil Steele*
- Started 13 games at corner, missing the bowl game after declaring for the NFL Draft
- Ranked third in the Pac-12 and led Utah with 11 pass breakups, fourth in the league in passes defended (13) and passes defended per game (1.00)
- Tied career high with eight tackles (1.0 TFL) and had two pass breakups against Oregon State
- Had an interception and two pass breakups vs. Washington State
- Three tackles vs. Washington and returned an interception 39 for his second career touchdown
- Started all 14 games at corner in 2018, recorded four interceptions led Utah and tied for third in the Pac-12
- Second in the Pac-12 and eighth in the nation with 126 interception return yards; recorded 41 tackles (2.0 TFL, 1.0 sack)
- Named Pac-12 Defensive Player of the Week after returning an interception 100 yards for a touchdown against Stanford for just the third 100-yard interception return in Utah's history
- Five tackles and an interception against Arizona State
- An interception and three tackles against USC
- An interception with a 21-yard return and two tackles vs. Colorado
- Two pass breakups vs. Washington in the Pac-12 Championship game
- Played in all 12 regular season games as a freshman in 2017 with two starts (Arizona, Washington)
- Tied for the team lead with six pass breakups and second on the team in passes defended (7)

PERSONAL:

- Named to the US Army High School All-American Bowl
- Sixth-ranked cornerback in the 2017 recruiting class by *Rivals.com* and eighth by *Scout*
- Four-star recruit by both *Rivals* and *Scout*
- 2016 First Team *USA Today* All-USA California Football Team
- Also lettered three years in basketball
- Business major, received his degree in December 2019



COLE
KMET

85

TIGHT END

Ht: 6-6
DOB: 3/10/99 (21)
Bears Season: R
Acquired: D2a-20

Wt: 262
College: Notre Dame
NFL Season: R

PRO CAREER:

- Rookie tight end enters his first year in the NFL
- Selected in the second round of the 2020 NFL Draft (43rd overall) by the Chicago Bears

TRANSACTIONS:

- **04/24/2020:** Drafted by the Bears (four-year contract through 2023)

COLLEGE:

- A three-year letterwinner at Notre Dame; totaled 60 receptions for 691 yards and six touchdowns
- CoSIDA Academic All-District (2019)
- Named to the Mackey Award Watch List (2019), awarded to the nation's top tight end
- Started 11 games in 2019 as a junior after missing the first two due to a broken collarbone suffered during fall camp
- Notre Dame's second-leading receiver in 2019 with 43 catches for 515 yards and six touchdowns
- Had nine receptions for 108 yards and a TD in his first game back from injury at Georgia, earning Mackey Award Tight End of the Week honors
- Recorded a receiving TD in four straight games against Bowling Green, Southern Cal, Michigan and Virginia Tech
- Made a TD reception among seven receptions for 78 yards against Boston College
- Caught all six passes thrown his way for 61 yards and a score in win over Southern Cal
- Caught all five targets in regular-season finale at Stanford for a total of 77 yards
- Played in 11 games, making 15 catches for 162 yards in 2018 as a sophomore; season-high four catches for 31 yards in the win over Navy that year
- Played tight end in all 13 games as a freshman throughout the 2017 season, finishing with two catches for 14 yards
- Also played for the baseball team; in the Spring of 2018 he led the Irish with eight saves while adding 39 strikeouts

PERSONAL:

- Played for coach David Archibald at Saint Viator High School near his hometown of Lake Barrington, Ill.
- Caught 48 passes for 773 yards and four TDs as a senior at Saint Viator in 2016
- Averaged 96.6 receiving yards/game and 16.1 yards/reception
- 83-ranked overall player and No. 3 tight end by ESPN.com
- Illinois' No. 3-ranked player by Scout.com, No. 3-ranked player by 247Sports, No. 3-ranked player by ESPN and No. 3-ranked player by Rivals
- Played in the U.S. Army All-American Bowl in San Antonio
- Majored in Psychology at Notre Dame
- Named 2016 Second Team *Chicago Tribune* Preps Plus All-State
- 2016 First Team Illinois High School Coaches Association Class 6A All-Illinois



DARNELL MOONEY



Ht: 5-11
DOB: 10/29/97 (22)
Bears Season: R
Acquired: D5c-20

Wt: 174
College: Tulane
NFL Season: R

WIDE RECEIVER

PRO CAREER:

- Rookie wide receiver enters his first year in the NFL
- Selected in the fifth round of the 2020 NFL Draft (173rd overall) by the Chicago Bears

TRANSACTIONS:

- **04/25/2020:** Signed by the Bears (four-year contract through 2023)

COLLEGE:

- A four-year letterwinner; played in 46 career games for Tulane
- Totaled 154 catches for 2,572 yards (16.7 yards per catch) and 19 touchdowns
- Nearly missed a 1,000-yard season when he caught 48 passes for 993 yards and eight touchdowns in 2018
- Named to the Fred Biletnikoff Award watch list in 2018 and 2019, given to the nation's most outstanding wide receiver
- Started every game for Tulane as a senior in 2019; one of the five captains
- Led the team in receiving yards (640) and touchdowns (5) for the second straight year
- Opened the season with four catches for 84 yards and a touchdown at home against FIU (Aug. 29)
- Hauled in three passes for 48 yards on the road against No. 10 Auburn (Sept. 7)
- Caught five passes for 51 yards at home against MSU (Sept. 14)
- Made a 48-yard touchdown catch at home against Houston (Sep. 19)
- Reeled in four catches for 77 yards and a touchdown at home against UConn (Oct. 12)
- Snagged five passes for 65 yards and a touchdown away at Memphis (Oct. 18)
- Racked up a season-best 112 yards on 5 catches, including one for a touchdown away at Navy (Oct. 26)
- Finished his collegiate career with three receptions for 43 against Southern Miss in the 2020 Lockheed Martin Armed Forces Bowl
- Posted a breakout junior season as a junior in 2018 as he recorded single season highs for receptions (47), receiving yards (993) and touchdowns (8)
- Earned Second Team All-AAC honors in 2018 as his 20.6 yards per reception ranked sixth nationally
- Recorded one of the best receiving performances in school history against ECU as he finished with six receptions for 217 yards and two touchdowns
- His two touchdowns against ECU came from 86 and 79 yards out
- His 217-yard receiving performance was just the sixth 200-yard receiving performance in school history
- Started all 12 games as a sophomore in 2017, finished the year with 599 yards receiving and four touchdowns; averaged 17.6 yards per catch during the year
- Totaled three catches for 61 yards, including a then career-long 36-yard catch versus USF
- Hauled in four receptions for 70 yards, including a 40-yard touchdowns against Memphis
- Posted his first 100-yard receiving day of the season against Cincinnati, as he caught seven passes for 115 yards
- Recorded a team-best six receptions for 67 yards at East Carolina
- Closed out the year on a high note, as he caught six passes for 168 yards
- Played in 12 games as a freshman in 2016, including eight starts, finished second on the team in receptions (24), yards (267) and touchdowns (2)
- In his first collegiate start vs. UL Lafayette on Sept. 24, Mooney caught three passes for 51 yards, including a 25-yard touchdown reception in the second overtime
- Led the team in receptions (7) and receiving yards (63), both career highs, including a 21-yard touchdown catch, at Houston on Nov. 12

PERSONAL:

- Prepped at Gadsden City High School for Coach Matt Scott as a wide receiver and defensive back
- Led the Titans to a pair of state playoff appearances
- Named an Alabama Sports Writers Association Class 7A First-team All-State selection after his senior season when he caught 37 passes for 697 yards and nine touchdowns
- Also returned three punts for touchdowns, one kickoff for a score while picking up one interception on defense as well
- Was also the point guard on the basketball team and led his squad to three state playoff appearances



LACHLAN
SIMMONS

73

Ht: 6-5
DOB: 9/12/96 (23)
Bears Season: R
Acquired: D7b-20

Wt: 315
College: Tennessee State
NFL Season: R

OFFENSIVE LINEMAN

PRO CAREER:

- Rookie offensive lineman enters his first year in the NFL
- Selected in the seventh round of the 2020 NFL Draft (227th overall) by the Bears

TRANSACTIONS:

- **04/25/2020:** Drafted by the Bears (four-year contract through 2023)

COLLEGE:

- Played and started in all 12 games for the Tigers as a senior in 2019; played in seven games in 2018, starting six on the offensive line; saw time at left guard, right tackle and left tackle
- Helped an offensive unit which ranked 20th in the country in passing and ranked 31st in total offense in 2018
- Earned a spot on the Ohio Valley Conference Commissioner's Honor Roll (3.25+ GPA)
- Played in all 11 games in 2017 at right guard and right tackle; started seven games at right tackle
- Played in all 11 games in 2016 predominantly at right tackle; started at left tackle against Arkansas-Pine Bluff (9/3); part of the line for the top scoring team in the OVC, averaging 32.3 points per game that season
- Helped offense generate 415.1 yards per game and topped the OVC at 6.6 yards per play
- The line allowed an OVC-low 14 sacks

PERSONAL:

- Played on both sides of the line at Selma High School in Alabama
- Also had offers from Jacksonville State, Alabama A&M, Alabama State, Samford and Savannah State
- Majored in Human Performance and Sport Sciences at Tennessee State



KINDIE
VILDOR

46

Ht: 5-11
DOB: 12/11/97 (22)
Bears Season: R
Acquired: D5b-20

Wt: 190
College: Georgia Southern
NFL Season: R

DEFENSIVE BACK

PRO CAREER:

- Rookie defensive back enters his first year in the NFL
- Selected in the fifth round of the 2020 NFL Draft (163rd overall) by the Bears

TRANSACTIONS:

- **04/25/2020:** Drafted by the Bears (four-year contract through 2023)

COLLEGE:

- Two-time first-team All-Sun Belt Conference selection in 2018 and 2019
- Played in 39 career games, including 36 over his final three seasons, totaling nine INTs, nine TFL and 25 PBU
- Tallied 27 tackles, including three for loss, to go along with two interceptions and six pass break ups in 2019
- Named a second-team All-American and the Sun Belt Player of the Year by *Pro Football Focus*
- Led the team with four interceptions and logged a team-high 11 pass breakups
- Played in all 12 games in 2017, starting the final five games; had 21 tackles, including 1.5 for loss and a sack on the season
- Logged three interceptions and seven pass break-ups
- Played in 12 games as a true freshman in 2016

PERSONAL:

- Played at North Clayton High for Coach James Soza
- Named the Defensive MVP at the Cam Newton 7v7 Camp
- Led the team with 892 all-purpose yards and three interceptions as a junior; had 22 tackles, three interceptions, six pass breakups and two fumble recoveries that year as well
- Sport Management major at Georgia Southern



RAMIZ
AHMED

6

KICKER

Ht: 6-0
DOB: 7/27/95 (25)
Bears Season: R
Acquired: FA-20

Wt: 190
College: Nevada
NFL Season: R

PRO CAREER:

- Rookie kicker enters his first year in the NFL; joined the Bears as a free agent in 2020

TRANSACTIONS:

- **04/17/2020:** Signed by the Bears (one-year contract through 2020)

COLLEGE:

- A two-year letterwinner at Nevada, connected on 15-of-20 field goals and 40-of-44 point after attempts
- Totaled 85 points for the Wolf Pack and finished 15-of-16 on field goals under 40 yards
- Academic All-Mountain West honors as a junior in 2017
- As a kickoff specialist, hit 28 touchbacks in 55 attempts; averaged 61.9 yards per kickoff
- Made Nevada's football team via walk-on tryouts in 2017
- Attended UNLV and Arizona State before transferring to Nevada; did not play football at those two previous institutions

PERSONAL:

- Attended and graduated from Bishop Gorman High School in Las Vegas; played football for three years
- Was the team's starting kicker during the 2013 state championship season, making 6-of-11 field goals, 71-of-74 extra points while logging 67 touchbacks on 93 attempts that season



LEE
AUTRY

63

DEFENSIVE LINEMAN

Ht: 6-2
DOB: 7/29/96 (24)
Bears Season: R
Acquired: UDFA-20

Wt: 305
College: Mississippi State
NFL Season: R

PRO CAREER:

- Rookie defensive lineman enters his first year in the NFL

TRANSACTIONS:

- **04/26/2020:** Signed by the Bears (UDFA)

COLLEGE:

- Arrived at MSU in January 2017 and redshirted during the 2017 season
- Saw action in 18 career games with six starts (4 in 2019, 1 in 2018); finished with 23 tackles, 2.5 tackles for loss and 0.5 sack
- Started all four games he played in 2019; missed eight games due to violation of team rules
- Saw action in all 13 games in 2018 and started in the win vs. No. 16 Texas A&M
- Part of a star-studded defensive line; played behind eventual first-round draft pick Jeffery Simmons and Braxton Hoyett
- Ranked the second-best junior college defensive tackle in the nation in 2016, according to ESPN.com and No. 3 at his position by 247Sports; the 21st overall player out of the JUCO ranks according to ESPN.com
- Totaled 47 tackles in his two seasons at Itawamba, picking up 12.5 behind the line of scrimmage; also amassed 5.0 sacks

PERSONAL:

- A three-star prospect out of Albemarle High School; ranked as the 33rd-best defensive tackle in the nation out of high school and the 20th-best in North Carolina
- Brother is current Indianapolis Colt and former MSU defensive lineman Denico Autry
- Graduated from MSU in May 2019 with a degree in interdisciplinary studies


DARION
CLARK
44
Ht: 6-7
DOB: 4/9/94 (26)
Bears Season: R
Acquired: FA-20

Wt: 220
College: Southern California
NFL Season: R

TIGHT END
PRO CAREER:

- Former college basketball player, signed reserve/future contract with Bears (1/6/20)

TRANSACTIONS:

- 01/06/2020:** Signed reserve/future contract with Bears

COLLEGE:

- Played basketball at Charlotte (2012-13) and then sat out one year after transferring to USC
- At USC, he averaged 4.3 points while appearing in 58 games with 16 starts over two seasons from 2014-16.
- Continued his college basketball career as a graduate student at Grand Canyon University in 2016-17, averaging 7.8 points while appearing in 20 games with 17 starts
- Last played football at Rockdale County High School, (Conyers, Ga.)
- He participated in USC's Pro Day in March 2018, catching passes from quarterback Sam Darnold


DIETER
EISELE
60
Ht: 6-4
DOB: 6/10/96 (24)
Bears Season: R
Acquired: UDFA-20

Wt: 310
College: Yale
NFL Season: R

OFFENSIVE LINEMAN
PRO CAREER:

- Rookie offensive lineman enters his first year in the NFL
- Originally entered the NFL as an undrafted free agent out of Yale University

TRANSACTIONS:

- 04/26/2020:** Signed by the Bears (UDFA)

COLLEGE:

- Made 34 starts in four seasons at Yale
- 2019 First Team All-Ivy League and 2018 Second Team selection; 2018 Phil Steele First Team All-Ivy League
- 2017 All-Ivy League Honorable Mention; helped lead top rushing attack in the Ivy League

PERSONAL:

- Originally from South Africa
- Helped lead team to the 2015 NEPSAC Championship at Choate Rosemary Hall in Connecticut
- Earned a varsity letter in track and participated in Olympic weightlifting - team captain



KEANDRE
JONES

49

Ht: 6-3
DOB: 9/24/97 (22)
Bears Season: R
Acquired: UDFA-20

Wt: 220
College: Maryland
NFL Season: R

LINEBACKER

PRO CAREER:

- Rookie linebacker enters his first year in the NFL

TRANSACTIONS:

- **04/26/2020:** Signed by the Bears (UDFA)

COLLEGE:

- In 2019 at Maryland, Jones was a team captain and honorable mention All-Big Ten; third team Phil Steele All-Big Ten
- Started all 12 games in 2019; led Maryland and ranked seventh in the Big Ten with 15.0 tackles for loss
- Also led the Terps with 7.0 sacks, three forced fumbles and three quarterback hits
- Third on team with 74 tackles and second with 49 solo stops; recorded a tackle for loss in 11 of 12 games
- In final game as Terp, notched career-best 11 tackles (seven solo) and led the team with 1.5 tackles for loss
- Matched then career high with 10 tackles (seven solo) on senior day vs. Nebraska (11/23), securing 1.5 tackles for loss
- Notched a sack, forced fumble and eight tackles (four solo) against former team in return at #1 Ohio State (11/9)
- Had career day vs. #21 Syracuse (9/7), forcing a fumble, totaling a career-high 2.0 sacks and a career-best eight tackles
- Spent the previous three seasons at Ohio State and played in a total of 34 games; elected to transfer from Ohio State to Maryland during the 2019 winter semester and will have one year of eligibility
- Played in all 14 games in both 2017 and 2018 when the Buckeyes won back-to-back Big Ten Conference championships
- Was also a part of bowl game victories those years, respectively, over No. 8 USC in the Cotton Bowl and over No. 9 Washington in the Rose Bowl
- Had 1.5 TFL, 1.0 sack, one pass break-up and a blocked punt, leading to a safety, in the 2018 victory over No. 15 TCU

PERSONAL:

- Two-time all-Maryland and Washington Post all-metro team; 5-star prospect according to Rivals, ESPN and 247Sports
- Consensus Top 10 outside linebacker recruit nationally; was also considered among the Top 30 players in the nation overall by both ESPN (No. 28 overall on the ESPN 300) and Rivals (No. 30 on the Rivals 100)
- Named to the *USA Today* All-Maryland football team and an Under Armour All-American after senior season



LACAIE
LONDON

97

Ht: 6-5
DOB: 8/5/97 (22)
Bears Season: R
Acquired: UDFA-20

Wt: 280
College: Western Illinois
NFL Season: R

LINEBACKER

PRO CAREER:

- Rookie linebacker enters his first year in the NFL

TRANSACTIONS:

- **04/26/2020:** Signed by the Bears as an undrafted free agent

COLLEGE:

- MVFC honorable mention; started all 12 games in 2019
- Tied for second in the MVFC with three forced fumbles (all three recorded in conference games); recorded four sacks in MVFC play (tied for seventh)
- Added 8.5 TFLs in Valley games (ranked seventh); finished second on the team with 9.5 TFLs for a combined 42 yards loss
- MVFC All-Newcomer Team (2018); played in all 11 games
- Had 23 tackles (17 solo); recorded 3.5 sacks for a total loss of 25 yards, finished fourth on the team with 7.5 TFLs, totaling 32 yards and finished with three QBHs and breakups
- Appeared in six games at Iowa Central CC in 2016; recorded 32 tackles (seven solo); added six sacks for a total loss of 43 yards

PERSONAL:

- Named the Defensive Player of the Year at Peoria HS; earned first team all-conference honors


**LEDARIUS
MACK**
57
Ht: 6-1
DOB: 10/3/96 (23)
Bears Season: R
Acquired: UDFA-20

Wt: 240
College: Buffalo
NFL Season: R

LINEBACKER
PRO CAREER:

- Rookie linebacker enters his first year in the NFL

TRANSACTIONS:

- **04/26/2020:** Signed by the Bears as an undrafted free agent

COLLEGE:

- In 2019 as a senior, Mack enjoyed the best season of his career; played in 13 games and made one start
- Named second team All-MAC; led the team with 12 tackles-for-loss and ranked third on the team with eight sacks; had a team-best three forced fumbles
- Named MAC East Defensive Player of the Week after registering three tackles-for-loss, 1.0 sack, a forced fumble and returning a fumble for a touchdown at Akron
- Had two TFLs and a sack against Robert Morris and 2.0 sacks against Toledo
- Had a five tackles, a fumble a recovery and a sack that ended the game against Charlotte in the Makers Wanted Bahamas Bowl
- In 2018 he appeared in 14 games as a reserve defensive end and on special teams
- Recorded 16 tackles, two sacks and a forced fumble on the season; had three tackles and a sack against Delaware State
- Had two tackles and a sack at Bowling Green
- Redshirted in his first season at Buffalo in 2017
- Played two seasons from 2015-16 for the ASA College Silver Storm in Miami
- As a sophomore, ranked fourth on the team in tackles with 24; had three tackles for loss, including 1.5 sacks; also had an interception and returned it 30 yards for a touchdown

PERSONAL:

- Younger brother of Bears Pro Bowl LB Khalil Mack
- Did not play football in high school (attended a school that did not have a football team)


**NAPOLEON
MAXWELL**
46
Ht: 6-0
DOB: 3/27/96 (24)
Bears Season: R
Acquired: UDFA-20

Wt: 215
College: Florida International
NFL Season: R

RUNNING BACK
PRO CAREER:

- Rookie running back enters his first year in the NFL
- Originally entered the NFL as an undrafted free agent out of Florida International

TRANSACTIONS:

- **04/28/2020:** Signed by the Bears as an undrafted free agent

COLLEGE:

- Appeared in 45 games in four seasons at FIU, rushing for 2,090 yards and 22 touchdowns on 392 carries
- As a medical redshirt senior in 2019, Maxwell appeared in all 13 games, making six starts at running back
- Finished second on the team with 675 yards on the ground, while tying for the team lead in touchdowns with nine; his 5.3 yards per carry average ranked second-best on the team
- Closed out his career with a touchdown in the Camellia Bowl against Arkansas State
- As a redshirt senior in 2018, he appeared in 13 games, making four starts in the backfield
- Posted the third-most touchdowns (7) of any non-quarterback on the team, and his 71 all-purpose yards were third-most by any FIU player
- Led the team in rushing touchdowns (7), rush attempts (128), and rushing yards (684)
- Yard-per-carry average (5.3) was the second-highest of any running back on the team and ranked ninth in Conference USA
- Appeared in 13 games as a redshirt junior for the Panthers as a running back, starting three times
- Rushed for 477 yards on 81 carries and five touchdowns; averaged 4.1 yards-per-carry and 40.5 yards per game
- Also returned seven kickoffs for 120 yards and accumulated 608 all-purpose yards

- Missed the 2015 and 2016 seasons due to injury
- Appeared in six games for the Panthers as a freshman in 2014; rushed for 254 yards on 55 carries with one touchdown

PERSONAL:

- Played for Ryan Hearn and Chris Miller at the Admiral Farragut Academy
- Finished third in state track in the 100-meter dash and the 4x100 relay
- Parents are Napoleon and Tashaun Maxwell, siblings Charne and Nasir
- Started playing football at age eight
- Majored in psychology

TREVON
MCSWAIN

75

DEFENSIVE LINEMAN

Ht: 6-6
DOB: 11/4/96 (23)
Bears Season: R
Acquired: UDFA-20

Wt: 285
College: Duke
NFL Season: R

PRO CAREER:

- Rookie defensive lineman enters his first year in the NFL
- Originally entered the NFL as an undrafted free agent out of Duke University

TRANSACTIONS:

- **04/26/2020:** Signed by the Bears as an undrafted free agent

COLLEGE:

- Appeared in 49 career games (18 starts), recording 102 tackles, 14.0 TFL, 7.5 sacks, five forced fumbles, two PBU and 12 QB pressures
- As a senior in 2019 he played in all 12 games with nine starts at defensive tackle
- Totaled 34 tackles, 7.0 TFL, 4.0 sacks, three forced fumbles, one PBU and six QB pressures
- Played in all 13 games with nine starts as a junior in 2018; started the final 10 weeks of the season
- Totaled 43 tackles, 3.0 TFL, 1.0 sack, one caused fumble, one PBU and four QB pressures
- Played in all 13 games as a sophomore in 2017, totaling 23 tackles, 3.0 TFL, 2.5 sacks, one caused fumble and one QB pressure

PERSONAL:

- Graduated from Duke in December 2019 with a degree in psychology and certificate in markets and management
- Played football for two years (2012-13) at Lanier High School



ARTAVIS
PIERCE

37

Ht: 5-11
DOB: 5/17/96 (24)
Bears Season: R
Acquired: UDFA-20

Wt: 208
College: Oregon State
NFL Season: R

RUNNING BACK

PRO CAREER:

- Joins the Bears as an undrafted free agent out of Oregon State

TRANSACTIONS:

- **04/24/2020:** Signed by the Bears/draft choice (four-year contract through 2023)

COLLEGE:

- Played in 44 career games, making 13 starts; 2017 and 2018 Pac-12 All-Academic honorable mention
- Concluded his career with 2,127 rushing yards, which ranks 10th all-time at Oregon State. Averaged 5.8 yards per carry (366 overall), which is tied for the best mark in program history; scored 15 rushing touchdowns
- Caught 74 passes for 578 yards and two touchdowns
- Played in all 12 games, making seven starts as a senior in 2019
- Carried the ball 146 times for a team-best 873 yards, averaging 6.0 per carry; scored six rushing touchdowns and one through the air and caught 23 passes for 169 yards
- Surpassed 100 yards rushing three times, including a season-best 141 versus Stanford
- Played in nine games as a junior in 2018, making three starts; carried the ball 54 times for 408 yards, averaging 7.6 yards per rush, with four rushing touchdowns
- Played in all 12 games as a sophomore in 2017, making two starts, against Minnesota and Arizona
- Carried the ball 68 times for 323 yards (4.8 avg.)
- Served as a returner on kickoffs, totaling 27 returns and finishing with 540 yards (20.0 avg.)
- Played in 11 games as a true freshman in 2016, posted 98 carries for 523 yards and four touchdowns
- Scored his first career touchdown in the Beavers' overtime win over California

PERSONAL:

- First in his family to go to college; studied sociology at OSU
- Logged 2,076 career rushing yards and 18 touchdowns
- Sprinter on the high school track team (200 meters) and a small forward on the basketball team



RASHAD
SMITH

44

Ht: 6-1
DOB: 4/20/97 (23)
Bears Season: R
Acquired: UDFA-20

Wt: 220
College: Florida Atlantic
NFL Season: R

LINEBACKER

PRO CAREER:

- Signed with the Bears as an undrafted free agent out of Florida Atlantic University

TRANSACTIONS:

- **04/28/2020:** Signed with the Bears as an undrafted free agent out of Florida Atlantic

COLLEGE:

- Played in 51 games over four seasons, registering 316 tackles, 31.0 tackles-for-loss, 11.5 sacks and seven interceptions
- Set career highs with 109 tackles and 11.5 tackles-for-loss as a senior in 2019
- Led the nation with five fumble recoveries and also compiled 3.5 sacks and three interceptions
- Appeared in 12 games in 2018, logging 86 tackles (36 solo), 1.0 sacks, four interceptions and one fumble recovery
- Appeared in 14 games in 2017, totaling 99 tackles (49 solo), 12 TFL, 6.0 sacks and one forced fumble

PERSONAL:

- Played for Larry Coffey at Homestead High School
- Health safety administration major at FAU


BADARA
TRAORE
76
Ht: 6-7
DOB: 3/12/97 (23)
Bears Season: R
Acquired: UDFA-20

Wt: 320
College: LSU
NFL Season: R

OFFENSIVE LINEMAN
PRO CAREER:

- Rookie offensive lineman enters his first year in the NFL
- Originally entered the NFL as an undrafted free agent out of LSU

TRANSACTIONS:

- **04/26/2020:** Signed by the Bears (UDFA)

COLLEGE:

- Spent two years with the Tigers after transferring from ASA College n Brooklyn, N.Y.
- Played in 26 games with five starts at LSU
- Backup right tackle for the Tigers in 2019; also saw action on special teams
- Played in 13 games with two starts in 2018
- Prior to LSU, played two years as ASA College in Brooklyn, N.Y., earning first team All-Offense for the Northeast Football Conference

PERSONAL:

- Dad, Bakary Traore was born in Bamako, the capital and largest city in Mali, which is a country in Africa
- His mom, Rouguiatou Kaba, grew up in Conakry, Guinea
- His parents now live in Hyde Park, a neighborhood in Boston


AHMAD
WAGNER
2
Ht: 6-5
DOB: 12/21/96 (23)
Bears Season: R
Acquired: UDFA-20

Wt: 234
College: Kentucky
NFL Season: R

WIDE RECEIVER
PRO CAREER:

- Rookie wide receiver enters his first year in the NFL
- Originally entered the NFL as an undrafted free agent in 2020

TRANSACTIONS:

- **04/25/2020:** Agreed to terms as an undrafted free agent

COLLEGE:

- In two seasons at Kentucky, played in 23 games with 11 starts; totaled 15 catches for 254 yards and two touchdowns, all coming in 2019; averaged 16.9 yards per catch
- Played three seasons of college basketball at Iowa (2015-18) before transferring to Kentucky
- Saw action in 12 games with 11 starts as a senior in 2019
- UK's third-leading receiver with 15 catches for 254 yards and a team-high tying two TDs
- Played in 11 games, making 15 catches for 162 yards in 2018
- Played three seasons (2015-18) on the basketball team at the University of Iowa for head coach Fran McCaffery
- Saw action in 96 career games with 25 starts; scored double figures in six games and led the team in steals on eight occasions
- Totaled 70 assists, 43 steals and 29 blocks in his three-year career
- Earned the team's Most Improved Player Award and the inaugural Kenny Arnold Hawkeye Spirit Award as a sophomore

as of July 30, 2020

NO.	NAME	POS.	HT.	WT.	AGE	EXP.	COLLEGE	HOMETOWN
6	Ahmed, Ramiz	K	6-0	190	25	R	Nevada	Las Vegas, Nev.
76	Anderson, Abdullah	DT	6-4	295	24	2	Bucknell	Galloway, N.J.
63	Autry, Lee	OL	6-2	305	24	R	Mississippi State	Albermarle, N.C.
64	Bars, Alex	DL	6-5	314	24	1	Notre Dame	Nashville, Tenn.
79	Boyd, Dino	OL	6-4	300	23	1	Cincinnati	Newark, N.J.
8	Bray, Tyler	QB	6-6	215	28	6	Tennessee	Fresno, Calif.
25	Burns, Artie	DB	6-0	197	25	4	Miami (FL)	Miami, Fla.
26	Bush, Deon	DB	6-0	200	26	4	Miami (FL)	Miami, Fla.
44	Clark, Darion	TE	6-7	220	26	R	Southern California	Conyers, Ga.
29	Cohert, Tarik	RB	5-6	191	25	3	North Carolina AGT	Bunn, N.C.
69	Loward, Rashaad	OL	6-5	326	25	2	Old Dominion	Brooklyn, N.Y.
35	Crawford, Xavier	DB	5-11	187	24	1	Central Michigan	Pittsburg, Calif.
68	Daniels, James	OL	6-4	295	22	2	lowa	Warren, Ohio
18	Davis, Reggie	WR	5-11	185	24	3	Georgia	Tallahassee, Fla.
4	Davis, Trevor	WR	6-1	188	27	4	California	San Francisco, Calif.
37	Denmark, Stephen	DB	6-2	217	24	1	Valdosta State	Tallahassee, Fla.
60	Eiselen, Dieter	OL	6-4	310	24	R	Yale	Stellenbosch, South Africa
9	Foles, Nick	QB	6-6	243	31	8	Arizona	Austin, Tex.
23	Fuller, Kyle	DB	5-11	194	28	5	Virginia Tech	Baltimore, Md.
19	Ginn Jr., Ted	WR	5-11	180	35	13	Ohio State	Cleveland, Ohio
38	Gipson Sr., Tashaun	DB	6-1	212	29	8	Wyoming	Dallas, Texas
99	Gipson, Trevis	LB	6-4	253	23	R	Tulsa	Cedar Hill, Texas
91	Goldman, Eddie	NT	6-3	318	26	5	Florida State	Washington, D.C.
80	Graham, Jimmy	TE	6-7	265	33	10	Miami (FL)	Goldsboro, N.C.
71	Hambright, Arlington	OL	6-5	300	24	R	Colorado	Ypsilanti, Mich.
86	Harris, Demetrius	TE	6-7	230	29	6	UW-Milwaukee	Little Rock, Ark.
96	Hicks, Akiem	DT	6-4	352	30	8	Regina	Elk Grove, Calif.
81	Holtz, J.P.	TE	6-3	255	26	4	Pittsburgh	Pittsburgh, Pa.
49	Horsted, Jesper	TE	6-4	225	23	1	Princeton	Shoreview, Minn.
36	Houston-Carson, DeAndre	DB	6-0	202	27	4	William & Mary	Woodford, Va.
74	Iredi, Germain	OL	6-5	325	26	4	Texas A&M	Houston, Texas
47	Irving, Isaiah	LB	6-3	241	26	3	San Jose State	Vacaville, Calif.
14	Ives, Thomas	WR	6-4	218	23	1	Colgate	Hinsdale, Ill.
45	Iyegbuniwe, Joel	LB	6-1	226	24	2	Western Kentucky	Bowling Green, Ky.
39	Jackson, Eddie	DB	6-0	204	26	3	Alabama	Lauderdale Lakes, Fla.
90	Jenkins, John	DT	6-3	327	31	7	Georgia	Meriden, Conn.
33	Johnson, Jaylon	DB	6-0	195	21	R	Utah	Fresno, Calif.
48	Jones, Keandre	LB	6-3	220	22	R	Maryland	Olney, Md.
30	Joseph, Michael	DB	6-1	180	25	2	Dubuque	Oswego, Ill.
85	Kmet, Cole	TE	6-6	262	21	R	Notre Dame	Lake Barrington, Ill.
72	Leno Jr., Charles	OL	6-3	307	28	6	Boise State	Oakland, Calif.
62	Levin, Corey	OL	6-4	307	25	3	Chattanooga	Dacula, Ga.
97	London, LaCale	LB	6-5	280	22	R	Western Illinois	Peoria, Ill.
21	Lucas, Jordan	DB	6-1	190	26	4	Penn State	New Rochelle, N.Y.
52	Mack, Khalil	LB	6-3	269	29	6	Buffalo	Fort Pierce, Fla.
57	Mack, Ledarius	LB	6-1	240	23	R	Buffalo	Vero Beach, Fla.
70	Massie, Bobby	OL	6-6	325	30	8	Mississippi	Lynchburg, Va.
46	Maxwell, Napoleon	RB	6-0	215	24	R	Florida International	St. Petersburg, Fla.
27	McManis, Sherrick	DB	5-11	203	32	10	Northwestern	Peoria, Ill.
75	McSwain, Trevon	OL	6-6	285	23	R	Duke	Suwanee, Ga.
17	Miller, Anthony	WR	5-11	190	25	2	Memphis	Memphis, Tenn.
50	Mingo, Barkevious	LB	6-5	235	29	7	LSU	Belle Glade, Fla.
32	Montgomery, David	RB	5-11	216	23	1	Iowa State	Cincinnati, Ohio
11	Mooney, Darnell	WR	5-11	174	22	R	Tulane	Gadsden, Ala.
67	Mustipher, Sam	OL	6-2	311	23	1	Notre Dame	Owings Mills, Md.
35	Nall, Ryan	RB	6-2	237	24	2	Oregon State	Sandy, Ore.
98	Nichols, Bilal	DT	6-4	290	23	2	Delaware	Newark, Del.
16	O'Donnell, Pat	P	6-4	212	29	6	Miami (FL)	Lake Worth, Fla.
84	Patterson, Cordarrelle	WR	6-2	238	29	6	Tennessee	Rock Hill, S.C.
37	Pierce, Artavale	RB	5-11	208	24	R	Oregon State	Lake Alfred, Fla.
15	Pineiro, Eddy	K	5-11	177	24	2	Florida	Miami, Fla.
94	Quinn, Robert	LB	6-4	260	30	9	North Carolina	Ladson, S.C.
88	Ridley, Riley	WR	6-1	200	24	1	Georgia	Coconut Creek, Fla.
95	Robertson-Harris, Roy	DE	6-5	292	27	4	UTEP	Oakland, Calif.
12	Robinson II, Allen	WR	6-2	220	26	6	Penn State	Detroit, Mich.
43	Saubert, Eric	TE	6-5	253	26	3	Drake	Chicago, Ill.
48	Scales, Patrick	LS	6-3	228	32	5	Utah State	Louisville, Ky.
20	Shelley, Duke	DB	5-9	180	23	1	Kansas State	Tucker, Ga.
73	Simmons, Lachavious	OL	6-5	315	23	R	Tennessee State	Selma, Ala.
24	Skrine, Buster	DB	5-9	187	31	9	Chattanooga	Woodstock, Ga.
44	Smith, Rashad	LB	6-1	220	23	R	Florida Atlantic	Florida City, Fla.
58	Smith, Roquan	LB	6-1	225	23	2	Georgia	Montezuma, Ga.
78	Spriggs, Jason	OL	6-6	301	26	4	Indiana	Elkhart, Ind.
22	Toliver II, Kevin	DB	6-2	199	24	2	LSU	Jacksonville, Fla.
76	Traore, Badara	OL	6-7	320	23	R	LSU	Boston, Mass.
59	Trevathan, Danny	LB	6-0	237	30	8	Kentucky	Youngstown, Ohio
10	Trubisky, Mitchell	QB	6-2	215	25	3	North Carolina	Mentor, Ohio
92	Urban, Brent	DE	6-7	300	29	5	Virginia	Mississauga, Ont.
93	Vaughters, James	LB	6-2	254	27	3	Stanford	Chicago, Ill.
46	Vildor, Kindle	DB	5-11	190	22	R	Georgia Southern	College Park, Ga.
2	Wagner, Ahmad	WR	6-5	234	23	R	Kentucky	Huber Heights, Ohio
65	Whitehair, Cody	OL	6-3	309	28	4	Kansas State	Kearney, Neb.
83	Wims, Javon	WR	6-4	215	25	2	Georgia	Carol City, Fla.
55	Woods, Josh	LB	6-1	236	24	2	Maryland	Baltimore, Md.

ROSTERS

as of July 30, 2020

NO.	NAME	POS.	HT.	WT.	AGE	EXP.	COLLEGE	HOW ACQ.
2	Ahmad Wagner	WR	6-5	234	23	R	Kentucky	UFA-20
4	Trevor Davis	WR	6-1	188	27	4	California	UFA-20 (MIA)
6	Ramiz Ahmed	K	6-0	190	25	R	Nevada	FA-20
8	Tyler Bray	QB	6-6	215	28	6	Tennessee	UFA-18 (KC)
9	Nick Foles	QB	6-6	243	31	8	Arizona	TR-20 (JAX)
10	Mitchell Trubisky	QB	6-2	215	25	3	North Carolina	D1-17
11	Darnell Mooney	WR	5-11	174	22	R	Tulane	D5c-20
12	Allen Robinson II	WR	6-2	220	26	6	Penn State	UFA-18 (JAX)
14	Thomas Ives	WR	6-4	218	23	1	Colgate	UFA-19
15	Eddy Pineiro	K	5-11	177	24	2	Florida	TR-19 (OAK)
16	Pat O'Donnell	P	6-4	212	29	6	Miami (FL)	D6b-14
17	Anthony Miller	WR	5-11	190	25	2	Memphis	D2b-18
18	Reggie Davis	WR	5-11	185	24	3	Georgia	WFA-19 (DAL)
19	Ted Ginn Jr.	WR	5-11	180	35	13	Ohio State	UFA-20 (NO)
20	Duke Shelley	DB	5-9	180	23	1	Kansas State	D6-19
21	Jordan Lucas	DB	6-1	190	26	4	Penn State	UFA-20 (KC)
22	Kevin Toliver II	DB	6-2	199	24	2	LSU	UFA-18
23	Kyle Fuller	LB	5-11	194	28	5	Virginia Tech	D1-14
24	Buster Skrine	DB	5-9	187	31	9	Chattanooga	UFA-19 (NYJ)
25	Artie Burns	DB	6-0	197	25	4	Miami (FL)	UFA-20 (PIT)
26	Deon Bush	DB	6-0	200	26	4	Miami (FL)	D4b-16
27	Sherrick McManis	DB	5-11	203	32	10	Northwestern	TR-12 (HOU)
29	Tarik Cohen	RB	5-6	191	25	3	North Carolina A&T	D4b-17
30	Michael Joseph	DB	6-1	180	25	2	Dubuque	UFA-18
32	David Montgomery	RB	5-11	216	23	1	Iowa State	D3-19
33	Jaylon Johnson	DB	6-0	195	21	R	Utah	D2b-20
35	Ryan Nall	RB	6-2	237	24	2	Oregon State	UFA-18
35	Xavier Crawford	DB	5-11	187	24	1	Central Michigan	UFA-19 (MIA)
36	DeAndre Houston-Carson	DB	6-0	202	27	4	William & Mary	D6-16
37	Stephen Denmark	DB	6-2	217	24	1	Valdosta State	D7b-19
37	Artavis Pierce	RB	5-11	208	24	R	Oregon State	UFA-20
38	Tashaun Gipson Sr.	DB	6-1	212	29	8	Wyoming	UFA-20 (HOU)
39	Eddie Jackson	DB	6-0	204	26	3	Alabama	D4a-17
43	Eric Saubert	TE	6-5	253	26	3	Drake	PS-19 (OAK)
44	Darion Clark	TE	6-7	220	26	R	Southern California	FA-20
44	Rashad Smith	LB	6-1	220	23	R	Florida Atlantic	UFA-20
45	Joel Iyegbunwe	LB	6-1	226	24	2	Western Kentucky	D4-18
46	Kindis Vidor	DB	5-11	190	22	R	Georgia Southern	D5b-20
46	Napoleon Maxwell	RB	6-0	215	24	R	Florida International	UFA-20
47	Isaiah Irving	LB	6-3	241	26	3	San Jose State	UFA-17
48	Patrick Scales	LS	6-3	228	32	5	Utah State	WFA-15 (BAL)
49	Jesper Horsted	TE	6-4	225	23	1	Princeton	UFA-19
49	Keandre Jones	LB	6-3	220	22	R	Maryland	UFA-20
50	Barkevious Mingo	LB	6-5	235	29	7	LSU	UFA-20 (HOU)
52	Khalil Mack	LB	6-3	269	29	6	Buffalo	TR-18 (OAK)
55	Josh Woods	LB	6-1	236	24	2	Maryland	UFA-18
57	LeDarius Mack	LB	6-1	240	23	R	Buffalo	UFA-20
58	Rouquan Smith	LB	6-1	225	23	2	Georgia	D1-18
59	Danny Trevathan	LB	6-0	237	30	8	Kentucky	UFA-16 (DEN)
60	Dieter Eiselein	OL	6-4	310	24	R	Yale	UFA-20
62	Corey Levin	OL	6-4	307	25	3	Chattanooga	PS-19 (DEN)
63	Lee Autry	DL	6-2	305	24	R	Mississippi State	UFA-20
64	Alex Bars	OL	6-5	314	24	1	Notre Dame	UFA-19
65	Cody Whitehair	OL	6-3	309	28	4	Kansas State	D2-16
67	Sam Mustipher	OL	6-2	311	23	1	Notre Dame	UFA-19
68	James Daniels	OL	6-4	295	22	2	Iowa	D2a-18
69	Rashaad Coward	OL	6-5	326	25	2	Old Dominion	UFA-17
70	Bobby Massie	OL	6-6	325	30	8	Mississippi	UFA-16 (ARZ)
71	Arlington Hambright	OL	6-5	300	24	R	Colorado	D7a-20
72	Charles Leno Jr.	OL	6-3	307	28	6	Boise State	D7-14
73	Lachavious Simmons	OL	6-5	315	23	R	Tennessee State	D7b-20
74	Germain Ifedi	OL	6-5	325	26	4	Texas A&M	UFA-20 (SEA)
75	Trevon McSwain	DL	6-6	285	23	R	Duke	UFA-20
76	Abdullah Anderson	DT	6-4	295	24	2	Bucknell	UFA-18
76	Badara Traore	OL	6-7	320	23	R	LSU	UFA-20
78	Jason Spriggs	OL	6-6	301	26	4	Indiana	UFA-20 (GB)
79	Dino Boyd	OL	6-4	300	23	1	Cincinnati	WFA-19 (CIN)
80	Jimmy Graham	TE	6-7	265	33	10	Miami (FL)	UFA-20 (GB)
81	J.P. Holtz	TE	6-3	255	26	4	Pittsburgh	WFA-19 (WAS)
83	Javon Wims	WR	6-4	215	25	2	Georgia	D7-18
84	Cordarrelle Patterson	WR	6-2	238	29	6	Tennessee	UFA-19 (NE)
85	Cole Kmet	TE	6-6	262	21	R	Notre Dame	D2a-20
86	Demetrius Harris	TE	6-7	230	29	6	UW-Milwaukee	UFA-20 (CLE)
88	Riley Ridley	WR	6-1	200	24	1	Georgia	D4-19
90	John Jenkins	DT	6-3	327	31	7	Georgia	UFA-20 (MIA)
91	Eddie Goldman	NT	6-3	318	26	5	Florida State	D2-15
92	Brent Urban	DE	6-7	300	29	5	Virginia	WFA-19 (TEN)
93	James Vaughters	LB	6-2	254	27	3	Stanford	FA-19
94	Robert Quinn	LB	6-4	260	30	9	North Carolina	UFA-20 (DAL)
95	Roy Robertson-Harris	DE	6-5	292	27	4	UTEP	UFA-16
96	Akiem Hicks	DT	6-4	352	30	8	Regina	UFA-16 (NE)
97	LaCale London	LB	6-5	280	22	R	Western Illinois	UFA-20
98	Bilal Nichols	DT	6-4	290	23	2	Delaware	D5-18
99	Travis Gipson	LB	6-4	253	23	R	Tulsa	D5a-20

as of July 30, 2020

QUARTERBACKS (3)

NO.	NAME	POS.	HT.	WT.	AGE	EXP.	COLLEGE
8	Bray, Tyler	QB	6-6	215	28	6	Tennessee
9	Foles, Nick	QB	6-6	243	31	8	Arizona
10	Tubbsky, Mitchell	QB	6-2	215	25	3	North Carolina

RUNNING BACKS (5)

NO.	NAME	POS.	HT.	WT.	AGE	EXP.	COLLEGE
23	Cohen, Tank	RB	5-4	151	23	3	North Carolina A&T
32	Montgomery, David	RB	5-11	216	23	1	Iowa State
35	Nail, Ryan	RB	6-2	237	24	2	Oregon State
37	Pierce, Artavis	RB	5-11	208	24	2	Oregon State
46	Maxwell, Napoleon	RB	6-0	215	24	R	Florida International

WIDE RECEIVERS (11)

NO.	NAME	POS.	HT.	WT.	AGE	EXP.	COLLEGE
2	Wagner, Ahmad	WR	6-5	234	23	R	Kentucky
4	Davis, Trevor	WR	6-1	188	27	R	California
11	Mooney, Damell	WR	5-11	174	22	R	Tulane
12	Robinson II, Allen	WR	6-2	220	26	6	Penn State
14	Ives, Thomas	WR	6-4	218	23	1	Colgate
17	Miller, Anthony	WR	5-11	190	20	2	Memphis
18	Davis, Reggie	WR	5-11	185	24	3	Georgia
19	Cinn Jr., Ted	WR	5-11	180	35	13	Ohio State
83	Wims, Javon	WR	6-4	215	25	2	Georgia
84	Patterson, Cordarrelle	WR	6-2	238	29	6	Tennessee
88	Ridley, Riley	WR	6-1	200	24	1	Georgia

TIGHT ENDS (7)

NO.	NAME	POS.	HT.	WT.	AGE	EXP.	COLLEGE
43	Saubert, Eric	TE	6-5	253	26	3	Drake
44	Clark, Darion	TE	6-7	220	26	R	Southern California
49	Horsted, Jesper	TE	6-4	225	23	1	Princeton
80	Graham, Jimmy	TE	6-7	265	33	10	Miami (FL)
81	Holtz, J.P.	TE	6-3	255	26	4	Pittsburgh
85	Kmet, Cole	TE	6-6	262	21	R	Notre Dame
86	Hanis, Demetrius	TE	6-7	230	29	6	UW-Milwaukee

OFFENSIVE LINE (15)

NO.	NAME	POS.	HT.	WT.	AGE	EXP.	COLLEGE
60	Ellis, Dieter	OL	6-4	310	24	R	Yale
62	Levin, Corey	OL	6-4	307	25	3	Chattanooga
64	Bars, Alex	OL	6-5	314	24	1	Notre Dame
65	Whitehair, Cody	OL	6-3	309	28	4	Kansas State
67	Mustipher, Sam	OL	6-2	311	23	1	Notre Dame
68	Daniels, James	OL	6-4	298	22	2	Iowa
69	Coward, Raschaad	OL	6-5	326	25	2	Old Dominion
70	Massie, Bobby	OL	6-6	325	30	8	Mississippi
71	Hambright, Arlington	OL	6-5	300	24	R	Colorado
72	Lemo Jr., Charles	OL	6-3	307	28	6	Boise State
73	Simmons, Lachavious	OL	6-5	315	22	R	Tennessee State
74	Ifedi, Germain	OL	6-5	325	26	4	Texas A&M
76	Traore, Badara	OL	6-7	320	23	R	LSU
78	Spriggs, Jason	OL	6-6	301	26	4	Indiana
79	Boyd, Dino	OL	6-4	300	23	1	Cincinnati

LINEBACKERS (14)

NO.	NAME	POS.	HT.	WT.	AGE	EXP.	COLLEGE
44	Smith, Rashad	LB	6-3	220	23	R	Florida Atlantic
45	Higdon, Joel	LB	6-1	226	24	2	Western Kentucky
47	Iving, Isaiah	LB	6-3	241	26	3	San Jose State
49	Jones, Keandre	LB	6-3	220	22	R	Maryland
50	Mingo, Barkevious	LB	6-5	235	29	7	LSU
52	Mack, Khalil	LB	6-3	269	29	6	Buffalo
55	Woods, Josh	LB	6-1	236	24	2	Maryland
57	Mack, Ladarious	LB	6-3	240	23	R	Buffalo
58	Smith, Roquan	LB	6-1	225	23	2	Georgia
59	Trevathan, Danny	LB	6-0	237	30	8	Kentucky
93	Vaughters, James	LB	6-2	254	27	3	Stanford
94	Quinn, Robert	LB	6-4	260	20	R	North Carolina
97	London, LaCale	LB	6-5	280	22	R	Western Illinois
99	Gipson, Trevis	LB	6-4	253	23	R	Tulsa

DEFENSIVE BACKS (16)

NO.	NAME	POS.	HT.	WT.	AGE	EXP.	COLLEGE
20	Shelley, Duke	DB	5-9	180	23	1	Kansas State
21	Lucas, Jordan	DB	6-1	190	26	4	Penn State
22	Tolliver II, Kevin	DB	6-2	199	24	2	LSU
23	Fulter, Kyle	DB	5-11	194	28	5	Virginia Tech
24	Skrine, Buster	DB	5-9	187	31	9	Chattanooga
25	Burns, Artie	DB	6-0	197	25	4	Miami (FL)
26	Bush, Deon	DB	6-0	200	26	4	Miami (FL)
27	McMinnis, Sherrick	DB	5-11	203	32	10	Northwestern
30	Joseph, Michael	DB	6-1	180	25	2	Duquesne
33	Johnson, Jayton	DB	6-0	195	21	R	Utah
35	Crawford, Xavier	DB	5-11	187	24	1	Central Michigan
36	Houston-Carson, DeAndre	DB	6-0	202	27	4	William & Mary
37	Dienmark, Stephen	DB	6-2	217	24	1	Vaandota State
38	Gipson Sr., Tashaun	DB	6-1	180	25	7	Wyoming
39	Jackson, Eddie	DB	6-0	204	26	3	Alabama
46	Vildor, Kindie	DB	5-11	190	22	R	Georgia Southern

DEFENSIVE LINE (9)

NO.	NAME	POS.	HT.	WT.	AGE	EXP.	COLLEGE
63	Autry, Lee	DL	6-2	305	24	R	Mississippi State
75	McSwain, Trevon	DL	6-6	285	23	R	Duke
76	Anderson, Abdullah	DT	6-4	295	24	2	Bucknell
90	Jenkins, John	DT	6-3	327	31	7	Georgia
91	Goldman, Eddie	NT	6-3	318	26	5	Florida State
92	Urban, Brent	DE	6-7	300	29	5	Virginia
95	Robertson-Harris, Roy	DE	6-5	292	27	4	UTEP
96	Hicks, Akiem	DT	6-4	352	30	8	Regina
98	Nichols, Bilal	DT	6-4	290	23	2	Delaware

SPECIALISTS (4)

NO.	NAME	POS.	HT.	WT.	AGE	EXP.	COLLEGE
6	Almeida, Ramiz	K	6-0	190	25	R	Newark
15	Pineris, Eddy	K	5-11	177	24	2	Florida
16	O'Donnell, Pat	P	6-4	212	29	6	Miami (FL)
48	Scales, Patrick	LS	6-3	228	32	5	Utah State

ROSTERS

YEAR IN REVIEW

YEAR IN REVIEW |



| 2020 MEDIA GUIDE



WON 8, LOST 8				
09/05	L	3-10	Green Bay	62,435
09/15	W	16-14	at Denver	76,885
09/23	W	31-15	at Washington	67,327
09/29	W	16-6	Minnesota	62,131
10/06	L	21-24	at Las Vegas	60,463
10/20	L	25-36	New Orleans	62,306
10/27	L	16-17	L.A. Chargers	61,632
11/03	L	14-22	at Philadelphia	69,796
11/10	W	20-13	Detroit	61,758
11/17	L	7-17	at L.A. Rams	70,758
11/24	W	19-14	N.Y. Giants	61,581
11/28	W	24-20	at Detroit	65,412
12/05	W	31-24	Dallas	61,276
12/15	L	13-21	at Green Bay	78,266
12/22	L	3-26	Kansas City	62,213
12/29	W	21-19	at Minnesota	66,913

2019 TEAM STATISTICS

	CHI	OPP.
FIRST DOWNS	297	306
Rushing	85	86
Passing	178	190
Penalty	34	30
Third Down-Made/Att	77/216	76/209
Third Down Efficiency	35.6%	36.4%
Fourth Down-Made/Att	7/21	13/23

TOTAL NET YARDS	4,749	5,186
Avg. Per Game	296.8	324.1
Total Plays	1,020	1,017
Avg. Per Play	4.7	5.1

NET YARDS RUSHING	1,458	1,632
Avg. Per Game	91.1	102.0
Total Rushes	395	414
Avg. Per Rush	3.7	3.9

NET YARDS PASSING	3,291	3,554
Avg. Per Game	205.7	222.1
Sacked/Yards Lost	45/282	32/242
Gross Yards	3,573	3,796
Attempts/Completions	580/371	571/362
Pct. of Completion	64.0%	63.4%
Had Intercepted	12	10

PUNTS/AVERAGE	80/44.8	75/45.9
Net Punting Average	40.7	40.3

PUNT RETURN/AVG.	319/2.2	377/2.1
-------------------------	----------------	----------------

KICKOFF RETURN/AVG.	34/26.6	25/27.5
----------------------------	----------------	----------------

INTERCEPTION RETURN/AVG.	10/15.7	12/10.2
---------------------------------	----------------	----------------

PENALTIES/YARDS	103/838	113/923
------------------------	----------------	----------------

FUMBLES/BALL LOST	13/7	15/9
--------------------------	-------------	-------------

TOUCHDOWNS	30	33
Rushing	8	16
Passing	20	17
Returns	2	0

EXTRA POINTS/ATTEMPTS	27/29	27/29
------------------------------	--------------	--------------

TWO POINT CONVERSION/ATT.	1/1	1/4
----------------------------------	------------	------------

FIELD GOALS/ATTEMPTS	23/28	23/30
-----------------------------	--------------	--------------

AVG. TIME OF POSSESSION	30:17	29:44
--------------------------------	--------------	--------------

SCORE BY PERIODS	Q1	Q2	Q3	Q4	OT	PTS
TEAM	37	80	108	55	0	280
OPPONENTS	53	85	44	116	0	298

SCORING	TD	RU	PA	RT	K-PAT	FG	ZPT	S	PTS
E. Pineiro	0	0	0	0	27/29	23/28	0	0	96
D. Montgomery	7	6	1	0	0/0	0/0	0	0	42
A. Robinson II	7	0	7	0	0/0	0/0	0	0	42
T. Gabriel	4	0	4	0	0/0	0/0	0	0	24
T. Cohen	3	0	3	0	0/0	0/0	0	0	18
A. Miller	2	0	2	0	0/0	0/0	0	0	12
M. Trubisky	2	2	0	0	0/0	0/0	0	0	12
B. Braunecker	1	0	1	0	0/0	0/0	0	0	6
H. Clinton-Dix	1	0	0	1	0/0	0/0	0	0	6
J. Horsted	1	0	1	0	0/0	0/0	0	0	6
C. Patterson	1	0	0	1	0/0	0/0	0	0	6
J. Wims	1	0	1	0	0/0	0/0	0	0	6
N. Kwiatkowski	0	0	0	0	0/0	0/0	0	1	2
A. Shaheen	0	0	0	0	0/0	0/0	1	0	2
TEAM	30	8	20	2	27/29	23/28	1	1	280
OPPONENTS	33	16	17	0	27/29	23/30	1	0	298

RUSHING	NO.	YDS	AVG	LONG	TD
D. Montgomery	242	889	3.7	55	6
T. Cohen	64	213	3.3	19	0
M. Trubisky	48	193	4.0	23t	2
C. Patterson	17	103	6.1	46	0
M. Davis	11	25	2.3	8	0
T. Gabriel	3	20	6.7	14	0
R. Nail	2	8	4.0	7	0
C. Daniel	6	6	1.0	4	0
A. Robinson II	1	2	2.0	2	0
A. Miller	1	-1	-1.0	-1	0
TEAM	395	1,458	3.7	55	8
OPPONENTS	414	1,632	3.9	59	16

RECEIVING	TAR	NO.	YDS	AVG	LONG	TD
A. Robinson II	154	98	1,147	11.7	49	7
A. Miller	85	52	656	12.6	35	2
T. Cohen	104	79	456	5.8	31	3
T. Gabriel	48	29	353	12.2	53	4
J. Wims	39	18	186	10.3	37	1
D. Montgomery	35	25	185	7.4	30	1
J. Holtz	8	7	91	13.0	30	0
J. Horsted	10	8	87	10.9	20	1
T. Burton	24	14	84	6.0	16	0
C. Patterson	17	11	83	7.5	33	0
A. Shaheen	13	9	74	8.2	18	0
R. Ridley	7	6	69	11.5	32	0
B. Braunecker	11	6	59	9.8	18t	1
M. Davis	8	7	22	3.1	7	0
E. Saubert	3	2	21	10.5	11	0
TEAM	566	371	3,573	9.6	53	20
OPPONENTS	533	362	3,796	10.5	75t	17

INTERCEPTIONS	NO.	YDS	AVG	LONG	TD
K. Fuller	3	37	12.3	29	0
H. Clinton-Dix	2	96	48.0	59	1
E. Jackson	2	18	9.0	14	0
N. Kwiatkowski	1	4	4.0	4	0
K. Pierre-Louis	1	2	2.0	2	0
R. Smith	1	0	0.0	0	0
TEAM	10	157	15.7	59	1
OPPONENTS	12	124	10.3	37	0

FUMBLES	FUM	LST	FF	REC	TD
D. Montgomery	2	2	0	0	0
M. Trubisky	5	2	0	3	0
A. Miller	2	2	0	1	0
J. Horsted	1	1	0	0	0
A. Shaheen	1	1	0	0	0
T. Cohen	3	0	0	1	0
TEAM	14	8	0	5	0
OPPONENTS	15	9	0	2	0

PUNTING	NO.	YDS	AVG	NET	TB	IN	LG	B
P. O'Donnell	80	3,566	44.8	40.7	2	26	75	1
TEAM	80	3,586	44.8	40.7	2	26	75	1
OPPONENTS	75	3,443	45.9	40.3	6	31	67	0

PUNT RETURNS	RET	FC	YDS	AVG	LONG	TD
T. Cohen	33	19	302	9.2	71	0
TEAM	33	19	302	9.2	71	0
OPPONENTS	35	26	247	7.1	40	0

KICKOFF RETURNS	NO.	YDS	AVG	LONG	TD
C. Patterson	28	825	29.5	102t	1
A. Miller	1	28	28.0	28	0
J. Holtz	2	27	13.5	16	0
T. Cohen	2	23	11.5	16	0
A. Shaheen	1	0	0.0	0	0
TEAM	34	903	26.6	102t	1
OPPONENTS	27	675	25.0	52	0

FIELD GOALS	1-19	20-29	30-39	40-49	50+
E. Pineiro	1/1	8/8	9/10	3/7	2/2
TEAM	1/1	8/8	9/10	3/7	2/2
OPPONENTS	0/0	6/6	13/13	2/8	2/3

E. Pineiro: (88G) (40G, 52G, 53G) (44WR, 38G) (25G, 38G, 30G) (-) (46G) (33RU, 22G, 25G, 19G, 41WL) (-) (-) (48WL, 47WR) (26G, 24G) (30G) (36G) (30G, 27G) (46G) (26G, 33G, 34G, 22G)
 OPP: (39G) (43G, 32G) (43WL, 35G) (41G) (39G, 42WR, 52SH, 30G) (20G, 42WR) (28G, 28G, 38G) (22G, 54G) (25G, 24G) (38G) (42WR, 43WL) (42WR, 31G) (56G, 32G) (37G, 38G, 39G, 34G)

2-Pt Conv: A. Shaheen 1 TM 1-1 OPP 1-4

SACKS: K. Mack 8.5, N. Williams 6.0, L. Floyd 3.0, N. Kwiatkowski 3.0, R. Robertson-Harris 2.5, R. Smith 2.0, A. Lynch 2.0, D. Trevathan 1.0, E. Jackson 1.0, A. Anderson 1.0, A. Hicks 1.0, E. Goldman 1.0, TM 32.0, OPP 44.0 FUM/LOST: M. Trubisky 5/2, T. Cohen 3/0, D. Montgomery 2/2, A. Miller 2/2, J. Horsted 1/1, A. Shaheen 1/1, TM 14/8, OPP 15/9

PASSING	ATT	CMP	YDS	CMP%	YDS/ATT	TD	TD%	INT	INT%	LONG	SAK/	LOST	RATING
M. Trubisky	516	326	3,138	63.2	6.1	17	3.3	10	1.9	53	38r	234	83.0
C. Daniel	64	45	435	70.3	6.8	3	4.7	2	3.1	37	7r	48	91.6
TEAM	580	371	3,573	64.0	6.2	20	3.4	12	2.1	53	45r	282	83.9
OPPONENTS	571	362	3,796	63.4	6.6	17	3.0	10	1.8	75t	32r	242	85.2

2019 REGULAR SEASON CHICAGO BEARS DEFENSIVE STATS
(THROUGH WEEK 17)

POS.	PLAYER	SOLO	ASST.	TOTAL	TFL	SACKS/YDS.	PR	FR	FF	INT./YDS.	PD
LB	R. Smith	65	35	100	5	2.0	2	0	0	1	2
DB	K. Fuller	72	10	82	1	0.0	0	0	0	3	12
DB	H. Clinton-Dix	62	16	78	0	0.0	0	2	0	2	5
LB	D. Trevathan	50	20	70	2	1.0	4	0	1	0	1
LB	N. Kwiatkoski	50	18	68	8	3.0	3	0	1	1	4
DB	E. Jackson	51	9	60	5	1.0	0	1	1	2	5
DB	P. Amukamara	44	9	53	1	0.0	0	1	1	0	10
LB	K. Mack	40	7	47	8	8.5	14	1	5	0	4
DB	B. Skrine	39	8	47	1	0.0	2	0	2	0	5
DT	N. Williams	24	18	42	5	6.0	9	2	0	0	2
LB	L. Floyd	27	13	40	3	3.0	12	0	0	0	1
LB	K. Pierre-Louis	22	10	32	2	0.0	2	0	0	1	3
DE	R. Robertson-Harris	22	8	30	3	2.5	10	0	0	0	3
NT	E. Goldman	20	9	29	2	1.0	2	0	0	0	0
DT	B. Nichols	15	12	27	1	0.0	2	1	0	0	1
DE	B. Urban	10	6	16	1	0.0	1	0	0	0	2
DB	K. Toliver II	10	2	12	0	0.0	0	0	0	0	2
DT	A. Hicks	10	0	10	1	1.0	5	1	0	0	0
LB	I. Irving	7	3	10	0	0.0	1	0	0	0	0
DB	D. Bush	6	0	6	0	0.0	0	0	0	0	2
DE	A. Lynch	4	2	6	3	2.0	9	0	0	0	2
DT	A. Anderson	3	1	4	1	1.0	1	0	0	0	0
DB	S. McManis	3	0	3	0	0.0	0	0	1	0	1
LB	J. Vaughters	3	0	3	0	0.0	0	0	0	0	0
DT	J. Harris	0	1	1	0	0.0	0	0	0	0	0
BEARS TOTALS		659	217	876	53	32.0/243	79	9	12	10/157	67
OPP. TOTALS		666	219	885	75	44.0/269	81	6	6	12/115	76

Tkl= Tackle, Ast= Assist, Total= Combined, TFL= Tackle for a Loss, PR= Pressures, Int= Interception, PD= Pass Defense, FF= Forced Fumble, FR= Fumble Recovery

2019 BEARS SPECIAL TEAMS

POS.	PLAYER	TKL	AST	COMB.	FF	FRBL
LB	Kwiatkoski, Nick	6	2	8	0	0
DB	McManis, Sherrick	6	2	8	0	0
WR/KR	Patterson, Cordarrelle	5	1	6	0	0
DB	Houston-Carson, DeAndre	3	3	6	0	0
LB	Pierre-Louis, Kevin	5	0	5	0	0
TE	Brauneccker, Ben	4	1	5	0	0
LB	Woods, Josh	3	2	5	0	0
LB	Irving, Isaiah	4	0	4	0	0
LB	Iyiebunwe, Joel	3	1	4	0	0
RB	Nall, Ryan	3	0	3	0	0
DB	Bush, Deon	2	0	2	0	0
WR/KR	Miller, Anthony	2	0	2	0	0
LS	Scalles, Patrick	2	0	2	0	0
TE	Burton, Trey	1	0	1	0	0
TE	Horsted, Jesper	1	0	1	0	0
H/P	O'Donnell, Pat	1	0	1	0	0
TE	Shaheen, Adam	1	0	1	0	0
LB	Smith, Roquan	1	0	1	0	0
DB	Toliver II, Kevin	1	0	1	0	0
TE	Holtz, J.P.	0	1	1	0	0
DB	Sikine, Buster	0	1	1	0	0
TOTALS		54	14	68	0	0

DEFENSIVE STATS BY RANK

POS.	PLAYER	SACKS		INTERCEPTIONS		TACKLES FOR LOSS		PASSES DEFENSED		PRESSURES	
		NO.	PLAYER	NO.	PLAYER	NO.	PLAYER	NO.	PLAYER	NO.	PLAYER
DB	K. Mack	8.5	K. Mack	3	K. Fuller	8	N. Kwiatkoski	8	K. Fuller	12	K. Mack
LB	N. Williams	6.0	N. Williams	2	H. Clinton-Dix	2	K. Mack	8	P. Amukamara	10	L. Floyd
LB	L. Floyd	3.0	L. Floyd	2	E. Jackson	2	E. Jackson	5	H. Clinton-Dix	5	R. Robertson-Harris
DB	R. Smith	3.0	R. Smith	1	R. Smith	5	E. Jackson	5	E. Jackson	5	A. Lynch
LB	R. Robertson-Harris	2.5	R. Robertson-Harris	1	N. Williams	5	B. Skrine	5	N. Williams	5	N. Williams
LB	A. Lynch	2.0	A. Lynch	1	L. Floyd	3	N. Kwiatkoski	4	A. Hicks	5	A. Hicks
DB	R. Smith	2.0	R. Smith	1	A. Lynch	3	K. Mack	4	D. Trevathan	4	D. Trevathan
DB	A. Anderson	1.0	A. Anderson	1.0	R. Robertson-Harris	3	K. Pierre-Louis	3	N. Kwiatkoski	3	N. Kwiatkoski
DE	E. Goldman	1.0	E. Goldman	1.0	E. Goldman	2	R. Robertson-Harris	3	E. Goldman	2	E. Goldman
DB	A. Hicks	1.0	A. Hicks	1.0	K. Pierre-Louis	2	D. Bush	2	B. Nichols	2	B. Nichols
DB	E. Jackson	1.0	E. Jackson	1.0	D. Trevathan	2	A. Lynch	2	K. Pierre-Louis	2	K. Pierre-Louis
LB	D. Trevathan	1.0	D. Trevathan	1.0	P. Amukamara	1	R. Smith	2	B. Skrine	2	B. Skrine
LB	A. Anderson	1	A. Anderson	1	A. Anderson	1	K. Toliver II	2	R. Smith	2	R. Smith
DB	K. Fuller	1	K. Fuller	1	B. Urban	2	A. Anderson	1	A. Anderson	1	A. Anderson
DB	A. Hicks	1	A. Hicks	1	N. Williams	2	I. Irving	1	I. Irving	1	I. Irving
DB	B. Nichols	1	B. Nichols	1	L. Floyd	1	B. Urban	1	B. Urban	1	B. Urban
DB	B. Skrine	1	B. Skrine	1	S. McManis	1	B. Urban	1	B. Urban	1	B. Urban
DB	B. Urban	1	B. Urban	1	D. Trevathan	1	D. Trevathan	1	D. Trevathan	1	D. Trevathan

DATE	OPPONENT	CHI +/- RATIO	CHI TAKES	POINTS OFF TAKES	CHI GIVES	POINTS OFF GIVES	POINTS OFF TO RATIO
09/05	Green Bay	-1	0 (0 FUM, 0 INT)	0	1 (0 FUM, 1 INT)	0	0
09/15	at Denver	+1	1 (0 FUM, 1 INT)	0	0 (0 FUM, 0 INT)	0	0
09/23	at Washington	+4	5 (2 FUM, 3 INT)	24	1 (0 FUM, 1 INT)	6	+18
09/29	Minnesota	+2	2 (2 FUM, 0 INT)	6	0 (0 FUM, 0 INT)	0	+6
10/06	at Las Vegas	0	2 (2 FUM, 0 INT)	7	2 (0 FUM, 2 INT)	7	0
10/20	New Orleans	-2	0 (0 FUM, 0 INT)	0	2 (2 FUM, 0 INT)	7	-7
10/27	L.A. Chargers	-1	1 (0 FUM, 1 INT)	3	2 (1 FUM, 1 INT)	7	-4
11/03	at Philadelphia	-1	0 (0 FUM, 0 INT)	0	1 (1 FUM, 0 INT)	0	0
11/10	Detroit	+1	1 (0 FUM, 1 INT)	7	0 (0 FUM, 0 INT)	0	+7
11/17	at L.A. Rams	+1	2 (1 FUM, 1 INT)	0	1 (0 FUM, 1 INT)	7	+7
11/24	N.Y. Giants	-1	1 (1 FUM, 0 INT)	6	2 (0 FUM, 2 INT)	0	-6
11/28	at Detroit	0	1 (0 FUM, 1 INT)	0	1 (0 FUM, 1 INT)	0	0
12/05	Dallas	-2	0 (0 FUM, 0 INT)	0	2 (1 FUM, 1 INT)	7	-7
12/15	at Green Bay	-3	0 (0 FUM, 0 INT)	0	3 (1 FUM, 2 INT)	0	0
12/22	Kansas City	0	0 (0 FUM, 0 INT)	0	0 (0 FUM, 0 INT)	0	0
12/29	at Minnesota	+2	3 (1 FUM, 2 INT)	6	1 (1 FUM, 0 INT)	3	+3
TOTALS		0	19 (9 FUM, 10 INT)	0	19 (7 FUM, 12 INT)	0	0

YEAR-IN-REVIEW

DATE	OPPONENT	SCORING		RUSHING YARDS		RECEPTIONS		RECEIVING YARDS		TACKLES	
		PLAYER	NO.	PLAYER	NO.	PLAYER	NO.	PLAYER	NO.	PLAYER	NO.
09/05	Green Bay	E. Piñeiro	3	M. Davis	19	T. Cohen	8	A. Robinson II	102	K. Fuller	6
09/15	at Denver	E. Piñeiro	10	D. Montgomery	62	A. Robinson II	4	A. Robinson II	41	R. Smith	13
09/23	at Washington	T. Gabriel	18	D. Montgomery	67	T. Gabriel	6	T. Gabriel	75	H. Clinton-Dix	9
09/29	Minnesota	E. Piñeiro	10	D. Montgomery	53	A. Robinson II	7	A. Robinson II	77	N. Kwiatkoski	9
10/06	at Oakland	A. Robinson II	12	D. Montgomery	25	A. Robinson II	7	A. Robinson II	97	D. Trevathan	12
10/20	New Orleans	A. Robinson II J. Wims C. Patterson	6	T. Cohen	10	A. Robinson II	10	A. Robinson II	87	D. Trevathan	10
10/27	L.A. Chargers	E. Piñeiro	10	D. Montgomery	135	A. Robinson II	5	A. Miller	67	K. Fuller R. Smith	7
11/03	at Philadelphia	D. Montgomery	12	D. Montgomery	40	T. Gabriel D. Montgomery	3	T. Gabriel	69	E. Jackson	11
11/10	Detroit	B. Braunecker T. Cohen T. Gabriel	6	D. Montgomery	60	A. Robinson II	6	A. Robinson II	86	R. Smith	11
11/17	at L.A. Rams	T. Cohen	6	T. Cohen	39	T. Gabriel	7	T. Gabriel	57	R. Smith	11
11/24	N.Y. Giants	E. Piñeiro	7	T. Cohen	25	T. Cohen	7	A. Robinson II	131	H. Clinton-Dix	7
11/28	at Detroit	A. Robinson II J. Horsted D. Montgomery E. Piñeiro	6	D. Montgomery	75	A. Miller	9	A. Miller	140	R. Smith	16
12/05	Dallas	A. Robinson II	12	D. Montgomery	86	T. Cohen	6	J. Holtz	56	N. Kwiatkoski	10
12/15	at Green Bay	E. Piñeiro	7	D. Montgomery	39	A. Miller	9	A. Robinson II	125	E. Jackson K. Pierre-Louis N. Kwiatkoski	5
12/22	Kansas City	E. Piñeiro	3	D. Montgomery	57	A. Robinson II	6	A. Robinson II	53	K. Pierre-Louis	12
12/29	at Minnesota	E. Piñeiro	13	D. Montgomery	113	A. Robinson II T. Cohen	9	A. Robinson II	71	N. Kwiatkoski	8
MOST TIMES LED (INCLUDING TIES)		E. PIÑEIRO	9	D. MONTGOMERY	12	A. ROBINSON II	9	A. ROBINSON II	10	R. SMITH	5

(AS OF JUL 8, 2020, 4:04 PM CDT) 2019 : REGULAR SEASON

DATE	OPPONENT	W/L/T	BEARS					OPPONENTS					POINT DIFF	OVERALL		
			1ST	2ND	3RD	4TH	OT	TOTAL	1ST	2ND	3RD	4TH			OT	TOTAL
9/5	Green Bay	L	3	0	0	0	--	3	0	7	0	3	--	10	-7	0-1
9/15	at Denver	W	0	6	7	3	--	16	3	0	0	11	--	14	2	1-1
9/23	at Washington	W	7	21	0	3	--	31	0	3	6	6	--	15	16	2-1
9/29	Minnesota	W	7	3	6	0	--	16	0	0	0	6	--	6	10	3-1
10/6	at Oakland	L	0	0	21	0	--	21	0	17	0	7	--	24	-3	3-2
10/20	New Orleans	L	7	3	0	15	--	25	9	3	14	10	--	36	-11	3-3
10/27	L.A. Chargers	L	0	9	7	0	--	16	0	7	3	7	--	17	-1	3-4
11/3	at Philadelphia	L	0	0	7	7	--	14	3	9	7	3	--	22	-8	3-5
11/10	Detroit	W	0	7	13	0	--	20	3	3	0	7	--	13	7	4-5
11/17	at L.A. Rams	L	0	0	7	0	--	7	0	10	0	7	--	17	-10	4-6
11/24	N.Y. Giants	W	0	3	16	0	--	19	0	7	0	7	--	14	5	5-6
11/28	at Detroit	W	7	3	7	7	--	24	14	3	0	3	--	20	4	6-6
12/5	Dallas	W	0	17	7	7	--	31	7	0	0	17	--	24	7	7-6
12/15	at Green Bay	L	0	3	0	10	--	13	7	0	14	0	--	21	-8	7-7
12/22	Kansas City	L	0	0	3	0	--	3	7	10	0	9	--	26	-23	7-8
12/29	at Minnesota	W	6	5	7	3	--	21	0	6	0	13	--	19	2	8-8
2019 TOTALS		8-8	37	80	108	55	--	280	53	85	44	116	--	298	-18	8-8
AVG/GAME			2.3	5.0	6.8	3.4	--	17.5	3.3	5.3	2.8	7.3	--	18.6	-1.1	

YEAR-IN-REVIEW

2019 REGULAR SEASON OFFENSE											
DATE	OPPONENT	OFFENSE									
		WR	LT	LG	C		RG	RT	TE	QB	RB
9/5	Green Bay	--		C. Lenzi Jr.	C. Whitehair	J. Daniels	K. Long	B. Massie	A. Shaheen/ B. Sowell	M. Trubisky	T. Cohey/ M. Davis/ D. Montgomery
9/15	at Denver	T. Gabriel/ C. Patterson/ A. Robinson II	C. Lenzi Jr.	C. Whitehair	J. Daniels	K. Long	B. Massie	Y. Burton	M. Trubisky	D. Montgomery	
9/23	at Washington	T. Gabriel/ C. Patterson/ A. Robinson II	C. Lenzi Jr.	C. Whitehair	J. Daniels	K. Long	C. Lucas	Y. Burton	M. Trubisky	T. Cohey	
9/29	Minnesota	C. Patterson/ A. Robinson II/ J. Wims	C. Lenzi Jr.	T. Larsen	J. Daniels	C. Whitehair	B. Massie	Y. Burton	M. Trubisky	T. Cohey	
10/6	at Oakland	J. Wims/ A. Robinson II	C. Lenzi Jr.	C. Whitehair	J. Daniels	K. Long	B. Massie	Y. Burton	C. Daniel	T. Cohey/ D. Montgomery	
10/20	New Orleans	T. Gabriel/ A. Miller/ A. Robinson II	C. Lenzi Jr.	C. Whitehair	J. Daniels	R. Coward	B. Massie	Y. Burton	M. Trubisky	T. Cohey	
10/27	L.A. Chargers	T. Gabriel/ A. Robinson II	C. Lenzi Jr.	C. Whitehair	J. Daniels	R. Coward	B. Massie/ C. Lucas	J. Holtz	M. Trubisky	D. Montgomery	
11/3	at Philadelphia	T. Gabriel/ A. Robinson II	C. Lenzi Jr.	C. Whitehair	J. Daniels	R. Coward	B. Massie	J. Holtz/ A. Shaheen	M. Trubisky	D. Montgomery	
11/10	Detroit	A. Robinson II	C. Lenzi Jr.	J. Daniels	C. Whitehair	R. Coward	B. Massie/ C. Lucas	B. Braunecker/ J. Holtz	M. Trubisky	D. Montgomery	
11/17	at L.A. Rams	T. Gabriel/ A. Miller/ A. Robinson II	C. Lenzi Jr.	J. Daniels	C. Whitehair	R. Coward	B. Massie	B. Braunecker	M. Trubisky	T. Cohey	
11/24	N.Y. Giants	T. Gabriel/ A. Robinson II	C. Lenzi Jr.	J. Daniels	C. Whitehair	R. Coward	B. Massie	B. Braunecker	M. Trubisky	T. Cohey/ D. Montgomery	
11/28	at Detroit	A. Miller/ A. Robinson II/ J. Wims	C. Lenzi Jr.	J. Daniels	C. Whitehair	R. Coward	C. Lucas	J. Horsted	M. Trubisky	T. Cohey	
12/5	Dallas	A. Miller/ A. Robinson II/ J. Wims	C. Lenzi Jr.	J. Daniels	C. Whitehair	R. Coward	C. Lucas	J. Holtz	M. Trubisky	T. Cohey	
12/15	at Green Bay	A. Miller/ C. Patterson/ A. Robinson II	C. Lenzi Jr.	J. Daniels	C. Whitehair	R. Coward	C. Lucas	J. Holtz	M. Trubisky	T. Cohey	
12/22	Kansas City	A. Miller/ A. Robinson II/ J. Wims	C. Lenzi Jr.	J. Daniels	C. Whitehair	R. Coward	C. Lucas	J. Holtz	M. Trubisky	D. Montgomery	
12/29	at Minnesota	A. Miller/ A. Robinson II/ J. Wims	C. Lenzi Jr.	J. Daniels	C. Whitehair	T. Larsen	C. Lucas	J. Holtz	M. Trubisky	T. Cohey	

2019 REGULAR SEASON DEFENSE													
DATE	OPPONENT	DEFENSE											
		DE	NT	DT	OLE	ILD	OLE	OB	EB	2	3	CB	
9/5	Green Bay	B. Nichols	E. Goldman	A. Hicks	K. Mack	R. Smith	D. Trevathan	L. Floyd	K. Fuller	P. Amukamara	H. Clinton-Dix	E. Jackson	--
9/15	at Denver	B. Nichols	E. Goldman	A. Hicks	K. Mack	R. Smith	D. Trevathan	L. Floyd	K. Fuller	P. Amukamara	H. Clinton-Dix	E. Jackson	--
9/23	at Washington	R. Robertson-Harris	E. Goldman	A. Hicks	K. Mack	R. Smith	D. Trevathan	L. Floyd	K. Fuller	P. Amukamara	H. Clinton-Dix	E. Jackson	--
9/29	Minnesota	R. Robertson-Harris	E. Goldman	N. Williams	K. Mack	N. Kwiatkoski	D. Trevathan	L. Floyd	K. Fuller	P. Amukamara	H. Clinton-Dix	E. Jackson	--
10/6	at Oakland	--	E. Goldman	B. Nichols	K. Mack	R. Smith	D. Trevathan	L. Floyd	K. Fuller	P. Amukamara	H. Clinton-Dix	E. Jackson	B. Skrine
10/20	New Orleans	R. Robertson-Harris	E. Goldman	B. Nichols	K. Mack	R. Smith	D. Trevathan	L. Floyd	K. Fuller	P. Amukamara	H. Clinton-Dix	E. Jackson	--
10/27	L.A. Chargers	--	E. Goldman	B. Nichols	K. Mack	R. Smith	D. Trevathan	L. Floyd	K. Fuller	P. Amukamara	H. Clinton-Dix	E. Jackson	B. Skrine
11/3	at Philadelphia	R. Robertson-Harris	E. Goldman	B. Nichols	K. Mack	R. Smith	D. Trevathan	L. Floyd	K. Fuller	P. Amukamara	H. Clinton-Dix	E. Jackson	--
11/10	Detroit	R. Robertson-Harris	E. Goldman	B. Nichols	K. Mack	R. Smith	D. Trevathan	L. Floyd	K. Fuller	P. Amukamara	H. Clinton-Dix	E. Jackson	--
11/17	at L.A. Rams	R. Robertson-Harris	E. Goldman	B. Nichols	K. Mack	R. Smith	N. Kwiatkoski	L. Floyd	K. Fuller	P. Amukamara	H. Clinton-Dix	E. Jackson	--
11/24	N.Y. Giants	--	E. Goldman	B. Nichols	K. Mack	R. Smith	N. Kwiatkoski	L. Floyd	K. Fuller	P. Amukamara	H. Clinton-Dix	E. Jackson	B. Skrine
11/28	at Detroit	--	E. Goldman	N. Williams	K. Mack	R. Smith	N. Kwiatkoski	L. Floyd	K. Fuller	P. Amukamara	H. Clinton-Dix	E. Jackson	B. Skrine
12/5	Dallas	N. Williams	E. Goldman	B. Nichols	K. Mack	R. Smith	N. Kwiatkoski	L. Floyd	K. Fuller	K. Toliver II	H. Clinton-Dix	E. Jackson	--
12/15	at Green Bay	B. Nichols	E. Goldman	A. Hicks	K. Mack	K. Pierre-Louis	N. Kwiatkoski	L. Floyd	K. Fuller	P. Amukamara	H. Clinton-Dix	E. Jackson	--
12/22	Kansas City	B. Nichols	E. Goldman	N. Williams	K. Mack	K. Pierre-Louis	N. Kwiatkoski	L. Floyd	K. Fuller	P. Amukamara	H. Clinton-Dix	E. Jackson	--
12/29	at Minnesota	R. Robertson-Harris	N. Williams	B. Nichols	K. Mack	K. Pierre-Louis	N. Kwiatkoski	L. Floyd	K. Fuller	P. Amukamara	H. Clinton-Dix	E. Jackson	--

2019 REGULAR SEASON INACTIVES								
DATE	OPPONENT	1	2	3	4	5	6	7
09/05	Green Bay	Abdullah Anderson	Trey Burton	Rashaad Coward	Riley Ridley	Kevin Toliver II	Kerith Whyte	Josh Woods
09/15	at Denver	Rashaad Coward	J.P. Holtz	Sherrick McManis	Riley Ridley	Kevin Toliver II	Kerith Whyte	Josh Woods
09/23	at Washington	Bobby Massie	Sherrick McManis	Bilal Nichols	Riley Ridley	Kevin Toliver II	Kerith Whyte	Josh Woods
09/29	Minnesota	Mike Davis	Taylor Gabriel	Akiem Hicks	Kyle Long	Bilal Nichols	Roquan Smith	Kevin Toliver II
10/06	at Oakland	Taylor Gabriel	Joel Iyegbunwe	Ted Larsen	Bilal Nichols	Riley Ridley	Duke Shelley	Mitchell Trubisky
10/20	New Orleans	Alex Bars	Jonathan Harris	Kevin Pierre-Louis	Riley Ridley	Duke Shelley	Bradley Sowell	Josh Woods
10/27	L.A. Chargers	Alex Bars	Kevin Pierre-Louis	Riley Ridley	Duke Shelley	Bradley Sowell	Brent Urban	Josh Woods
11/03	at Philadelphia	Abdullah Anderson	Alex Bars	Deon Bush	Isaiah Irving	Riley Ridley	Duke Shelley	Josh Woods
11/10	Detroit	Abdullah Anderson	Alex Bars	Isaiah Irving	Riley Ridley	Adam Shaheen	Duke Shelley	Josh Woods
11/17	at L.A. Rams	Abdullah Anderson	Alex Bars	Isaiah Irving	Riley Ridley	Adam Shaheen	Duke Shelley	Danny Trevathan
11/24	N.Y. Giants	Abdullah Anderson	Alex Bars	Riley Ridley	Adam Shaheen	Duke Shelley	Bradley Sowell	Danny Trevathan
11/28	at Detroit	Abdullah Anderson	Ben Braunecker	Taylor Gabriel	Bobby Massie	Sherrick McManis	Adam Shaheen	Danny Trevathan
12/05	Dallas	Prince Amukamara	Ben Braunecker	Taylor Gabriel	Bobby Massie	Eric Saubert	Danny Trevathan	Corey Levin
12/15	at Green Bay	Abdullah Anderson	Taylor Gabriel	Corey Levin	Bobby Massie	Roy Robertson-Harris	Eric Saubert	Danny Trevathan
12/22	Kansas City	Abdullah Anderson	Taylor Gabriel	Akiem Hicks	Michael Joseph	Corey Levin	Bobby Massie	Bradley Sowell
12/29	at Minnesota	Rashaad Coward	Taylor Gabriel	Eddie Goldman	Akiem Hicks	Michael Joseph	Bobby Massie	Bradley Sowell

Bold underline denotes rookie



WEEK 1

Green Bay Packers 10, Chicago Bears 3
62,435 Soldier Field Sep 5, 2019



Green Bay Packers	0	7	0	3	-	10
Chicago Bears	3	0	0	0	-	3

SCORING DRIVES							GB	CHI
TEAM	QTR	TIME	SCORING PLAY					
Bears	1	04:09	E.Pineiro 38 yd. Field Goal (6-16, 3:44)			1	3	
Packers	2	13:08	J.Graham 8 yd. pass from A.Rodgers (M.Crosby kick) (4-74, 1:35)			7	3	
Packers	4	05:15	M.Crosby 39 yd. Field Goal (10-73, 6:33)			10	3	

GREEN BAY PACKERS								
PASSING	ATT	CP	YDS	SK/YD	TD	LG	INT	RTG
Aaron Rodgers	30	18	203	5/37	1	47	0	91.4
TOTAL	30	18	203	5/37	1	47	0	91.4

CHICAGO BEARS								
PASSING	ATT	CP	YDS	SK/YD	TD	LG	INT	RTG
Mitchell Trubisky	45	26	228	5/20	0	27	1	62.1
TOTAL	45	26	228	5/20	0	27	1	62.1

RUSHING	ATT	YDS	AVG	LG	TD
Aaron Jones	13	39	3.0	9	0
Aaron Rodgers	3	8	2.7	10	0
Jamaal Williams	5	0	0.0	5	0
Marquez Valdes-Scantling	1	0	0.0	0	0
TOTAL	22	47	2.1	10	0

RUSHING	ATT	YDS	AVG	LG	TD
Mike Davis	5	19	3.8	8	0
David Montgomery	6	18	3.0	6	0
Mitchell Trubisky	3	11	3.7	7	0
Cordarrelle Patterson	1	-2	-2.0	-2	0
TOTAL	15	46	3.1	8	0

RECEIVING	NO	YDS	AVG	LG	TD
Davante Adams	4	36	9.0	11	0
Marquez Valdes-Scantling	4	52	13.0	47	0
Jimmy Graham	3	30	10.0	16	1
Jamaal Williams	2	15	7.5	10	0
Marcedes Lewis	2	14	7.0	9	0
Aaron Jones	1	0	0.0	0	0
Robert Tonyan	1	28	28.0	28	0
Trevor Davis	1	28	28.0	28	0
TOTAL	18	203	11.3	47	1

RECEIVING	NO	YDS	AVG	LG	TD
Tank Cohen	8	49	6.1	9	0
Allen Robinson II	7	102	14.6	27	0
Mike Davis	6	17	2.8	7	0
Taylor Gabriel	2	24	12.0	15	0
Adam Shaheen	1	6	6.0	6	0
Cordarrelle Patterson	1	3	3.0	3	0
David Montgomery	1	27	27.0	27	0
TOTAL	26	228	8.8	27	0

TOP DEFENSE	TOT	SOLO	AST	SK	YDS	INT
Kenny Clark	8	3	5	0.5	0.0	0
Preston Smith	8	3	5	1.5	11.0	0
Blake Martinez	7	5	2	1.0	6.0	0

TOP DEFENSE	TOT	SOLO	AST	SK	YDS	INT
Kyle Fuller	6	6	0	0.0	0.0	0
Danny Trevathan	5	4	1	0.0	0.0	0
Ha Ha Clinton-Dix	5	5	0	0.0	0.0	0

FIELD GOALS	FGA/FGM	PERCENT	RESULTS
Mason Crosby	1-1	100.0	(39)
TOTAL	1-1	100.0	

FIELD GOALS	FGA/FGM	PERCENT	RESULTS
Eddy Pineiro	1-1	100.0	(38)
TOTAL	1-1	100.0	

TEAM STATISTICS	PACKERS	BEARS
First Downs	13	16
Total Net Yards	213	254
Rushes/Net Yards	22/47	15/46
Net Passing	166	208
Pass Attempts/Completions	30/18	45/26
Had Intercepted	0	1
Sacked/Yards Lost	5/37	5/20
Punts/Average	9/47.6	8/42.6
Penalties/Yards	10/71	10/107
Fumbles/Lost	1/0	0/0
Possession Time	31:03	28:57

YEAR-IN-REVIEW



16

WEEK 2

Chicago Bears 16, Denver Broncos 14

76,885 Empower Field at Mile High Sep 15, 2019



14

Chicago Bears	0	6	7	3	-	16
Denver Broncos	3	0	0	11	-	14

SCORING DRIVES

TEAM	QTR	TIME	SCORING PLAY	CHI	DEN
Broncos	1	09:45	B.McManus 43 yd. Field Goal (10-50, 5:15)	0	3
Bears	2	13:35	E.Pineiro 40 yd. Field Goal (14-64, 7:28)	3	3
Bears	2	05:10	E.Pineiro 52 yd. Field Goal (10-56, 4:26)	7	3
Bears	3	01:14	D.Montgomery 1 yd. run (E.Pineiro kick) (9-80, 5:30)	13	3
Broncos	4	13:37	B.McManus 32 yd. Field Goal (9-61, 2:37)	13	6
Broncos	4	00:31	E.Sanders 7 yd. pass from J.Flacco (J.Flacco-E.Sanders pass) (12-62, 2:17)	13	12
Bears	4	00:00	E.Pineiro 53 yd. Field Goal (6-40, 0:31)	16	14

CHICAGO BEARS

PASSING	ATT	CP	YDS	SK/YD	TD	LG	INT	RTG
Mitchell Trubisky	27	16	120	0/0	0	25	0	70.0
TOTAL	27	16	120	0/0	0	25	0	70.0

RUSHING	ATT	YDS	AVG	LG	TD
David Montgomery	18	62	3.4	12	1
Cordarelle Patterson	2	50	25.0	46	0
Tarik Cohen	4	18	4.5	9	0
Taylor Gabriel	1	14	14.0	14	0
Mitchell Trubisky	1	8	8.0	8	0
Mike Davis	3	1	0.3	2	0
TOTAL	29	153	5.3	46	1

RECEIVING	NO	YDS	AVG	LG	TD
Allen Robinson II	4	41	10.3	25	0
Adam Shaheen	3	24	8.0	9	0
Ben Braunecker	2	24	12.0	18	0
Tarik Cohen	2	7	3.5	16	0
Trey Burton	2	5	2.5	5	0
Anthony Miller	1	2	2.0	2	0
David Montgomery	1	6	6.0	6	0
Taylor Gabriel	1	11	11.0	11	0
TOTAL	16	120	7.5	25	0

TOP DEFENSE	TOT	SOLO	AST	SCK	YDS	INT
Roquan Smith	13	9	4	0.0	0.0	0
Danny Trevathan	12	9	3	0.0	0.0	0
Eddie Jackson	10	6	4	0.0	0.0	0

FIELD GOALS	FGA/FGM	PERCENT	RESULTS
Eddy Pineiro	3-3	100.0	(40, 52, 53)
TOTAL	3-3	100.0	

DENVER BRONCOS

PASSING	ATT	CP	YDS	SK/YD	TD	LG	INT	RTG
Joe Flacco	50	35	292	2/10	1	24	1	83.1
TOTAL	50	35	292	2/10	1	24	1	83.1

RUSHING	ATT	YDS	AVG	LG	TD
Royce Freeman	11	54	4.9	14	0
Phillip Lindsay	13	36	2.8	9	0
TOTAL	24	90	3.8	14	0

RECEIVING	NO	YDS	AVG	LG	TD
Emmanuel Sanders	11	98	8.9	21	1
Royce Freeman	5	48	9.6	19	0
Courtland Sutton	4	40	10.0	16	0
Jeff Heurman	4	21	5.3	8	0
Noah Fant	4	33	8.3	24	0
Phillip Lindsay	4	30	7.5	19	0
DaeSean Hamilton	2	15	7.5	9	0
Troy Fumagalli	1	7	7.0	7	0
TOTAL	35	292	8.3	24	1

TOP DEFENSE	TOT	SOLO	AST	SCK	YDS	INT
Justin Simmons	9	8	1	0.0	0.0	0
Bradley Chubb	6	5	1	0.0	0.0	0
Josey Jewell	6	3	3	0.0	0.0	0

FIELD GOALS	FGA/FGM	PERCENT	RESULTS
Brandon McManus	2-2	100.0	(43, 32)
TOTAL	2-2	100.0	

TEAM STATISTICS

	BEARS	BRONCOS
First Downs	18	27
Total Net Yards	273	372
Rushes/Net Yards	29/153	24/90
Net Passing	120	282
Pass Attempts/Completions	27/16	50/35
Had Intercepted	0	1
Sacked/Yards Lost	0/0	2/10
Punts/Average	5/57.4	5/40.0
Penalties/Yards	7/65	10/81
Fumbles/Lost	0/0	0/0
Possession Time	27:01	32:59

YEAR-IN-REVIEW



31

WEEK 3

Chicago Bears 31, Washington Redskins 15
67,327 @ FedExField @ Sep 23, 2019



15

Chicago Bears	7	21	0	3	-	31
Washington Redskins	0	3	6	6	-	15

SCORING DRIVES

TEAM	QTR	TIME	SCORING PLAY	CHI	WAS
Bears	1	09:42	H.Clinton-Dix 37 yd. interception return (E.Pineiro kick)	7	0
Bears	2	07:00	T.Gabriel 3 yd. pass from M.Trubisky (E.Pineiro kick) (11-67, 6:23)	14	0
Bears	2	05:42	T.Gabriel 1 yd. pass from M.Trubisky (E.Pineiro kick) (2-11, 0:46)	21	0
Bears	2	00:41	T.Gabriel 36 yd. pass from M.Trubisky (E.Pineiro kick) (9-63, 4:23)	28	0
Redskins	2	00:00	D.Hopkins 35 yd. Field Goal (5-56, 0:43)	28	3
Redskins	3	06:39	T.McLaurin 15 yd. pass from C.Keenum (pass failed) (8-66, 3:37)	28	9
Redskins	4	13:11	P.Richardson 2 yd. pass from C.Keenum (pass failed) (12-97, 4:56)	28	15
Bears	4	01:50	E.Pineiro 38 yd. Field Goal (10-58, 5:12)	31	15

CHICAGO BEARS

PASSING	ATT	CP	YDS	SK	YD TD	LG	INT	RTG
Mitchell Trubisky	31	25	231	3/23	3	36	1	116.5
TOTAL	31	25	231	3/23	3	36	1	116.5

RUSHING	ATT	YDS	AVG	LG	TD
David Montgomery	13	67	5.2	25	0
Cordarrelle Patterson	4	14	3.5	7	0
Taylor Gabriel	1	7	7.0	7	0
Mike Davis	1	2	2.0	2	0
Mitchell Trubisky	1	2	2.0	2	0
Tarik Cohen	4	-2	-0.5	1	0
TOTAL	24	90	3.8	25	0

RECEIVING	NO	YDS	AVG	LG	TD
Allen Robinson II	6	60	10.0	14	0
Taylor Gabriel	6	75	12.5	36t	3
Trey Burton	4	20	5.0	11	0
David Montgomery	3	14	4.7	6	0
Tarik Cohen	2	26	13.0	24	0
Adam Shaheen	1	7	7.0	7	0
Anthony Miller	1	15	15.0	15	0
Cordarrelle Patterson	1	6	6.0	6	0
Javon Wims	1	8	8.0	8	0
TOTAL	25	231	9.2	36	3

TOP DEFENSE	TOT	SOLO	AST	SCK	YDS	INT
Ha Ha Clinton-Dix	9	7	2	0.0	0.0	2
Danny Trevathan	8	7	1	1.0	11.0	0
Buster Skrine	7	5	2	0.0	0.0	0

FIELD GOALS	FGA/FGM	PERCENT	RESULTS
Eddy Pineiro	2-1	50.0	44WR (38)
TOTAL	2-1	50.0	

WASHINGTON REDSKINS

PASSING	ATT	CP	YDS	SK	YD TD	LG	INT	RTG
Case Keenum	43	30	332	4/45	2	33	3	78.8
TOTAL	43	30	332	4/45	2	33	3	78.8

RUSHING	ATT	YDS	AVG	LG	TD
Adrian Peterson	12	37	3.1	7	0
Chris Thompson	7	29	4.1	11	0
Case Keenum	2	3	1.5	5	0
TOTAL	21	69	3.3	11	0

RECEIVING	NO	YDS	AVG	LG	TD
Paul Richardson Jr.	8	83	10.4	22	1
Terry McLaurin	6	70	11.7	17	1
Trey Quinn	5	30	6.0	7	0
Chris Thompson	4	79	19.8	33	0
Jeremy Sprinkle	2	19	9.5	11	0
Steven Sims Sr.	2	24	12.0	13	0
Vernon Davis	2	30	15.0	15	0
Adrian Peterson	1	-3	-3.0	-3	0
TOTAL	30	332	11.1	33	2

TOP DEFENSE	TOT	SOLO	AST	SCK	YDS	INT
Cole Holcomb	9	6	3	0.0	0.0	0
Jon Bostic	9	5	4	0.0	0.0	0
Landon Collins	8	6	2	0.0	0.0	0

FIELD GOALS	FGA/FGM	PERCENT	RESULTS
Dustin Hopkins	2-1	50.0	43WL (35)
TOTAL	2-1	50.0	

TEAM STATISTICS

	BEARS	REDSKINS
First Downs	21	25
Total Net Yards	298	356
Rushes/Net Yards	24/90	21/69
Net Passing	208	287
Pass Attempts/Completions	31/25	43/30
Had Intercepted	1	3
Sacked/Yards Lost	3/23	4/45
Punts/Average	3/46.7	1/48.0
Penalties/Yards	9/59	9/61
Fumbles/Lost	0/0	3/2
Possession Time	31:36	28:24

YEAR-IN-REVIEW



WEEK 4
 Minnesota Vikings 6, Chicago Bears 16
 62,131 Soldier Field Sep 29, 2019

Minnesota Vikings	0	0	0	6	-	6
Chicago Bears	7	3	6	0	-	16

SCORING DRIVES						
TEAM	QTR	TIME	SCORING PLAY	MIN	CHI	
Bears	1	07:44	T.Cohen 10 yd. pass from C.Daniel (E.Pineiro kick) (14-75, 7:16)	0	7	
Bears	2	00:00	E.Pineiro 25 yd. Field Goal (16-72, 6:36)	0	10	
Bears	3	12:47	E.Pineiro 38 yd. Field Goal (4--4, 2:07)	0	13	
Bears	3	03:04	E.Pineiro 30 yd. Field Goal (9-67, 4:59)	0	16	
Vikings	4	02:58	D.Cook 2 yd. run (pass failed) (13-92, 4:08)	6	16	

MINNESOTA VIKINGS						
PASSING	ATT	CP	YDS	SK/YD	TD	LG
Kirk Cousins	36	27	233	6/51	0	39
TOTAL	36	27	233	6/51	0	39

CHICAGO BEARS						
PASSING	ATT	CP	YDS	SK/YD	TD	LG
Chase Daniel	30	22	195	1/7	1	37
Mitchell Trubisky	3	2	9	0/0	0	6
TOTAL	33	24	204	1/7	1	37

RUSHING						
	ATT	YDS	AVG	LG	TD	
Dalvin Cook	14	35	2.5	9	1	
Alexander Mattison	2	5	2.5	3	0	
TOTAL	16	40	2.5	9	1	

RUSHING						
	ATT	YDS	AVG	LG	TD	
David Montgomery	21	53	2.5	7	0	
Tarik Cohen	5	11	2.2	6	0	
Chase Daniel	5	4	0.8	4	0	
Cordarrelle Patterson	2	4	2.0	3	0	
TOTAL	33	72	2.2	7	0	

RECEIVING						
	NO	YDS	AVG	LG	TD	
Stefon Diggs	7	108	15.4	39	0	
Dalvin Cook	6	35	5.8	13	0	
Bisi Johnson	4	35	8.8	16	0	
C.J. Ham	3	10	3.3	4	0	
Adam Thielen	2	6	3.0	6	0	
Ameer Abdullah	2	14	7.0	8	0	
Alexander Mattison	1	8	8.0	8	0	
Irv Smith Jr.	1	5	5.0	5	0	
Kyle Rudolph	1	12	12.0	12	0	
TOTAL	27	233	8.6	39	0	

RECEIVING						
	NO	YDS	AVG	LG	TD	
Allen Robinson II	7	77	11.0	25	0	
Javon Wims	4	56	14.0	37	0	
David Montgomery	3	14	4.7	10	0	
Adam Shaheen	2	13	6.5	8	0	
Anthony Miller	2	11	5.5	6	0	
Tarik Cohen	2	7	3.5	10t	1	
Trey Burton	2	16	8.0	11	0	
Cordarrelle Patterson	1	3	3.0	3	0	
J.P. Holtz	1	7	7.0	7	0	
TOTAL	24	204	8.5	37	1	

TOP DEFENSE						
	TOT	SOLO	AST	SK	YDS	INT
Eric Kendricks	11	7	4	0	0	0
Xavier Rhodes	8	7	1	0	0	0
Danielle Hunter	6	6	0	0	0	0

TOP DEFENSE						
	TOT	SOLO	AST	SK	YDS	INT
Nick Kwiatkowski	9	8	1	1	1.0	11.0
Danny Trevathan	8	4	4	0	0.0	0.0
Nick Williams	7	3	4	2.0	14.0	0

FIELD GOALS			
	FGA/FGM	PERCENT	RESULTS
No Field Goals			

FIELD GOALS			
	FGA/FGM	PERCENT	RESULTS
Eddy Pineiro	3-3	100.0	(25, 38, 30)
TOTAL	3-3	100.0	

TEAM STATISTICS	VIKINGS	BEARS
First Downs	15	17
Total Net Yards	222	269
Rushes/Net Yards	16/40	33/72
Net Passing	182	197
Pass Attempts/Completions	36/27	33/24
Had Intercepted	0	0
Sacked/Yards Lost	6/51	1/7
Punts/Average	5/47.0	5/48.2
Penalties/Yards	7/55	7/50
Fumbles/Lost	3/2	0/0
Possession Time	24:33	35:27

YEAR-IN-REVIEW



WEEK 5

Chicago Bears 21, Oakland Raiders 24
60,463 Tottenham Hotspur Stadium Oct 6, 2019



Chicago Bears	0	0	21	0	-	21
Oakland Raiders	0	17	0	7	-	24

SCORING DRIVES							
TEAM	QTR	TIME	SCORING PLAY			CHI	OAK
Raiders	2	14:55	J.Jacobs 12 yd. run (D.Carlson kick) (10-90, 5:06)			0	7
Raiders	2	09:51	D.Washington 3 yd. run (D.Carlson kick) (6-24, 3:32)			0	14
Raiders	2	01:56	D.Carlson 41 yd. Field Goal (11-28, 5:36)			1	17
Bears	3	12:43	D.Montgomery 1 yd. run (E.Pineiro kick) (2-14, 0:36)			7	17
Bears	3	03:56	A.Robinson 4 yd. pass from C.Daniel (E.Pineiro kick) (12-89, 6:20)			14	17
Bears	3	01:16	A.Robinson 16 yd. pass from C.Daniel (E.Pineiro kick) (1-16, 0:25)			21	17
Raiders	4	01:57	J.Jacobs 2 yd. run (D.Carlson kick) (13-97, 5:52)			21	24

CHICAGO BEARS								
PASSING	ATT	CP	YDS	SK/YD	TD	LG	INT	RTG
Chase Daniel	30	22	231	4/37	2	32	2	89.7
TOTAL	30	22	231	4/37	2	32	2	89.7

OAKLAND RAIDERS								
PASSING	ATT	CP	YDS	SK/YD	TD	LG	INT	RTG
Derek Carr	32	25	229	0/0	0	23	0	96.5
TOTAL	32	25	229	0/0	0	23	0	96.5

RUSHING					
	ATT	YDS	AVG	LG	TD
David Montgomery	11	25	2.3	6	1
Tarik Cohen	4	10	2.5	4	0
Cordarelle Patterson	1	5	5.0	5	0
Chase Daniel	1	2	2.0	2	0
TOTAL	17	42	2.5	6	1

RUSHING					
	ATT	YDS	AVG	LG	TD
Josh Jacobs	26	123	4.7	21	2
DeAndre Washington	6	17	2.8	5	1
Jalen Richard	2	14	7.0	9	0
Derek Carr	3	8	2.7	9	0
Erik Harris	1	4	4.0	4	0
Alec Ingold	1	3	3.0	3	0
TOTAL	39	169	4.3	21	3

RECEIVING					
	NO	YDS	AVG	LG	TD
Allen Robinson II	7	97	13.9	32	2
Tarik Cohen	6	39	6.5	12	0
Anthony Miller	4	52	13.0	32	0
Trey Burton	3	16	5.3	11	0
David Montgomery	1	11	11.0	11	0
J.P. Holtz	1	16	16.0	16	0
TOTAL	22	231	10.5	32	2

RECEIVING					
	NO	YDS	AVG	LG	TD
Darren Waller	4	39	9.8	13	0
Foster Moreau	4	46	11.5	23	0
Trevor Davis	4	42	10.5	21	0
DeAndre Washington	3	19	6.3	10	0
Josh Jacobs	3	20	6.7	10	0
Derek Carrier	2	22	11.0	20	0
Jalen Richard	2	18	9.0	11	0
Keelan Doss	2	11	5.5	7	0
Hunter Renfrow	1	12	12.0	12	0
TOTAL	25	229	9.2	23	0

TOP DEFENSE						
	TOT	SOLO	AST	SK	YDS	INT
Danny Trevathan	12	12	0	0.0	0.0	0
Roquan Smith	9	9	0	0.0	0.0	0
Ha Ha Clinton-Dix	6	6	0	0.0	0.0	0

TOP DEFENSE						
	TOT	SOLO	AST	SK	YDS	INT
Erik Harris	6	6	0	0.0	0.0	0
Tahir Whitehead	6	5	1	0.0	0.0	0
Daryl Worley	4	4	0	0.0	0.0	0

FIELD GOALS			
	FCA/FGM	PERCENT	RESULTS
No Field Goals			

FIELD GOALS			
	FCA/FGM	PERCENT	RESULTS
Daniel Carlson	1-1	100.0	(41)
TOTAL	1-1	100.0	

TEAM STATISTICS		
	BEARS	RAIDERS
First Downs	15	25
Total Net Yards	236	398
Rushes/Net Yards	17/42	39/169
Net Passing	194	229
Pass Attempts/Completions	30/22	32/25
Had Intercepted	2	0
Sacked/Yards Lost	4/37	0/0
Punts/Average	5/42.6	4/42.5
Penalties/Yards	10/75	6/69
Fumbles/Lost	0/0	2/2
Possession Time	25:17	34:43

YEAR-IN-REVIEW



36

WEEK 7

New Orleans Saints 36, Chicago Bears 25
62,306 Soldier Field Oct 20, 2019



25

New Orleans Saints	9	3	14	10	-	36
Chicago Bears	7	3	0	15	-	25

SCORING DRIVES							
TEAM	QTR	TIME	SCORING PLAY			NO	CHI
Saints	1	13:29	Penalty on P.O'Donnell enforced in end zone for a Safety			3	0
Saints	1	03:14	J.Hill 7 yd. pass from T.Bridgewater (W.Lutz kick) (5-24, 2:09)			9	0
Bears	1	02:59	C.Patterson 102 yd. kickoff return (E.Pineiro kick) (0-0, 0:15)			9	7
Bears	2	11:33	E.Pineiro 46 yd. Field Goal (11-39, 4:48)			9	10
Saints	2	06:31	W.Lutz 39 yd. Field Goal (12-52, 5:02)			13	10
Saints	3	12:00	L.Murray 3 yd. run (W.Lutz kick) (6-75, 3:00)			19	10
Saints	3	02:55	T.Hill 4 yd. pass from T.Bridgewater (W.Lutz kick) (11-76, 5:33)			26	10
Saints	4	12:45	W.Lutz 30 yd. Field Goal (9-38, 3:59)			30	10
Saints	4	04:33	L.Murray 4 yd. run (W.Lutz kick) (7-55, 4:45)			36	10
Bears	4	02:31	A.Robinson 7 yd. pass from M.Trubisky (M.Trubisky-A.Shaheen pass) (10-75, 2:02)			36	18
Bears	4	00:48	J.Wims 6 yd. pass from M.Trubisky (E.Pineiro kick) (9-57, 1:43)			36	25

NEW ORLEANS SAINTS								
PASSING	ATT	CP	YDS	SK/YD	TD	LG	INT	RTG
Teddy Bridgewater	38	23	281	1/8	2	45	0	100.9
TOTAL	38	23	281	1/8	2	45	0	100.9

RUSHING						
ATT	YDS	AVG	LG	TD		
Latavius Murray	27	119	4.4	17	2	
Taysom Hill	2	21	10.5	23	0	
Teddy Bridgewater	4	7	1.8	6	0	
Zach Line	1	3	3.0	3	0	
Zach Zenner	1	1	1.0	1	0	
TOTAL	35	151	4.3	23	2	

RECEIVING						
NO	YDS	AVG	LG	TD		
Michael Thomas	9	131	14.6	34	0	
Latavius Murray	5	31	6.2	12	0	
Josh Hill	3	43	14.3	27	1	
Ted Ginn Jr.	2	48	24.0	45	0	
Dwayne Washington	1	6	6.0	6	0	
Taysom Hill	1	4	4.0	4t	1	
Zach Line	1	12	12.0	12	0	
Zach Zenner	1	6	6.0	6	0	
TOTAL	23	281	12.2	45	2	

TOP DEFENSE						
TOT	SOLO	AST	SCK	YDS	INT	
Vonn Bell	8	7	1	0.0	0.0	0
C.J. Gardner-Johnson	6	6	0	0.0	0.0	0
Eli Apple	6	6	0	0.0	0.0	0

FIELD GOALS			
FGA/FGM	PERCENT	RESULTS	
Wil Lutz	4-2	50.0	(39) 42WR, 52SH (30)
TOTAL	4-2	50.0	

CHICAGO BEARS								
PASSING	ATT	CP	YDS	SK/YD	TD	LG	INT	RTG
Mitchell Trubisky	54	34	251	2/16	2	28	0	86.3
TOTAL	54	34	251	2/16	2	28	0	86.3

RUSHING						
ATT	YDS	AVG	LG	TD		
Tank Cohen	3	10	3.3	9	0	
David Montgomery	2	6	3.0	4	0	
Cordarrelle Patterson	1	2	2.0	2	0	
Anthony Miller	1	-1	-1.0	-1	0	
TOTAL	7	17	2.4	9	0	

RECEIVING						
NO	YDS	AVG	LG	TD		
Allen Robinson II	10	87	8.7	17	1	
Tarik Cohen	9	19	2.1	9	0	
Anthony Miller	5	64	12.8	28	0	
Adam Shaheen	2	24	12.0	18	0	
Cordarrelle Patterson	2	21	10.5	11	0	
David Montgomery	2	13	6.5	10	0	
Trey Burton	2	11	5.5	8	0	
Javon Wims	1	6	6.0	6t	1	
Taylor Gabriel	1	6	6.0	6	0	
TOTAL	34	251	7.4	28	2	

TOP DEFENSE						
TOT	SOLO	AST	SCK	YDS	INT	
Danny Trevathan	10	7	3	0.0	0.0	0
Khalil Mack	8	8	0	0.0	0.0	0
Prince Amukamara	6	4	2	0.0	0.0	0

FIELD GOALS			
FGA/FGM	PERCENT	RESULTS	
Eddy Pineiro	1-1	100.0	(46)
TOTAL	1-1	100.0	

TEAM STATISTICS	SAINTS	BEARS
First Downs	24	16
Total Net Yards	424	252
Rushes/Net Yards	35/151	7/17
Net Passing	273	235
Pass Attempts/Completions	38/23	54/34
Had Intercepted	0	0
Sacked/Yards Lost	1/8	2/16
Punts/Average	4/42.3	7/37.6
Penalties/Yards	4/35	3/10
Fumbles/Lost	0/0	2/2
Possession Time	37:26	22:34

YEAR-IN-REVIEW



17

WEEK 8

Los Angeles Chargers 17, Chicago Bears 16
61,632 Soldier Field Oct 27, 2019



16

Los Angeles Chargers	0	7	3	7	-	17
Chicago Bears	0	9	7	0	-	16

SCORING DRIVES

TEAM	QTR	TIME	SCORING PLAY	LAC	CHI
Bears	2	14:45	E.Pineiro 22 yd. Field Goal (4-0, 0:52)	0	3
Bears	2	04:16	E.Pineiro 25 yd. Field Goal (9-64, 4:29)	1	6
Chargers	2	02:12	M.Gordon 19 yd. run (C.McLaughlin kick) (4-75, 2:04)	7	6
Bears	2	00:00	E.Pineiro 19 yd. Field Goal (11-76, 2:12)	7	10
Bears	3	08:08	D.Montgomery 4 yd. run (E.Pineiro kick) (11-75, 6:52)	7	16
Chargers	3	00:39	C.McLaughlin 20 yd. Field Goal (14-73, 7:29)	11	16
Chargers	4	08:04	A.Ekeler 11 yd. pass from P.Rivers (C.McLaughlin kick) (3-26, 1:21)	17	16

LOS ANGELES CHARGERS

PASSING	ATT	CP	YDS	SK/YD	TD	LG	INT	RTG
Philip Rivers	29	19	201	1/6	1	43	1	82.7
TOTAL	29	19	201	1/6	1	43	1	82.7

RUSHING	ATT	YDS	AVG	LG	TD
Melvin Gordon III	8	31	3.9	19	1
Austin Ekeler	3	3	1.0	3	0
Derek Watt	1	2	2.0	2	0
TOTAL	12	36	3.0	19	1

RECEIVING	NO	YDS	AVG	LG	TD
Keenan Allen	7	53	7.6	17	0
Hunter Henry	4	47	11.8	20	0
Mike Williams	3	69	23.0	43	0
Austin Ekeler	2	19	9.5	11	1
Melvin Gordon III	2	3	1.5	3	0
Virgil Green	1	10	10.0	10	0
TOTAL	19	201	10.6	43	1

TOP DEFENSE	TOT	SOLO	AST	SK	YDS	INT
Roderic Teamer	9	8	1	1	0	0
Thomas Davis Sr.	9	6	3	0	0	0
Denzel Perryman	7	5	2	0	0	0

FIELD GOALS	FGA/FGM	PERCENT	RESULTS
Chase McLaughlin	2-1	50.0	(20) 42W/R
TOTAL	2-1	50.0	

CHICAGO BEARS

PASSING	ATT	CP	YDS	SK/YD	TD	LG	INT	RTG
Mitchell Trubisky	35	23	253	4/27	0	35	1	75.1
TOTAL	35	23	253	4/27	0	35	1	75.1

RUSHING	ATT	YDS	AVG	LG	TD
David Montgomery	27	135	5.0	55	1
Mitchell Trubisky	4	10	2.5	11	0
Tarik Cohen	4	9	2.3	6	0
Cordarelle Patterson	1	5	5.0	5	0
Mike Davis	2	3	1.5	3	0
TOTAL	38	162	4.3	55	1

RECEIVING	NO	YDS	AVG	LG	TD
Allen Robinson II	5	62	12.4	31	0
David Montgomery	4	12	3.0	8	0
Taylor Gabriel	4	53	13.3	22	0
Anthony Miller	3	67	22.3	35	0
Tarik Cohen	3	37	12.3	31	0
Cordarelle Patterson	2	1	0.5	1	0
Mike Davis	1	5	5.0	5	0
Trey Burton	1	16	16.0	16	0
TOTAL	23	253	11.0	35	0

TOP DEFENSE	TOT	SOLO	AST	SK	YDS	INT
Kyle Fuller	7	7	0	0	0	1
Roquan Smith	7	3	4	0	0	0
Danny Trevathan	6	2	4	0	0	0

FIELD GOALS	FGA/FGM	PERCENT	RESULTS
Eddy Pineiro	5-3	60.0	33RU (22, 25, 19) 41W/L
TOTAL	5-3	60.0	

TEAM STATISTICS

	CHARGERS	BEARS
First Downs	11	26
Total Net Yards	231	388
Rushes/Net Yards	12/36	38/162
Net Passing	195	226
Pass Attempts/Completions	29/19	35/23
Had Intercepted	1	1
Sacked/Yards Lost	1/6	4/27
Punts/Average	5/53.8	3/41.0
Penalties/Yards	8/53	5/42
Fumbles/Lost	0/0	1/1
Possession Time	22:00	38:00

YEAR-IN-REVIEW



WEEK 9

Chicago Bears 14, Philadelphia Eagles 22
69,796 @ Lincoln Financial Field Nov 3, 2019



Chicago Bears	0	0	7	7	-	14
Philadelphia Eagles	3	9	7	3	-	22

SCORING DRIVES						
TEAM	QTR	TIME	SCORING PLAY	CHI	PHI	
Eagles	1	06:45	J.Elliott 28 yd. Field Goal (12-70, 6:33)	0	3	
Eagles	2	13:22	J.Elliott 28 yd. Field Goal (12-61, 7:16)	0	6	
Eagles	2	06:21	Z.Ertz 25 yd. pass from C.Wentz (kick failed, wr) (7-62, 3:58)	0	12	
Eagles	3	10:37	J.Howard 13 yd. run (J.Elliott kick) (8-84, 4:23)	0	19	
Bears	3	06:29	D.Montgomery 1 yd. run (E.Pineiro kick) (7-75, 4:08)	7	19	
Bears	4	12:43	D.Montgomery 1 yd. run (E.Pineiro kick) (8-58, 3:21)	14	19	
Eagles	4	00:25	J.Elliott 38 yd. Field Goal (16-69, 8:14)	14	22	

CHICAGO BEARS								
PASSING	ATT	CP	YDS	SK/YD	TD	LG	INT	RTG
Mitchell Trubisky	21	10	125	3/23	0	53	0	66.6
TOTAL	21	10	125	3/23	0	53	0	66.6

PHILADELPHIA EAGLES								
PASSING	ATT	CP	YDS	SK/YD	TD	LG	INT	RTG
Carson Wentz	39	26	239	4/12	1	25	0	91.7
TOTAL	39	26	239	4/12	1	25	0	91.7

RUSHING						
	ATT	YDS	AVG	LG	TD	
David Montgomery	14	40	2.9	17	2	
Mitchell Trubisky	2	15	7.5	8	0	
Tarik Cohen	2	7	3.5	7	0	
TOTAL	18	62	3.4	17	2	

RUSHING						
	ATT	YDS	AVG	LG	TD	
Jordan Howard	19	82	4.3	17	1	
Miles Sanders	10	42	4.2	11	0	
Carson Wentz	4	15	3.8	8	0	
Darren Sproles	2	7	3.5	4	0	
TOTAL	35	146	4.2	17	1	

RECEIVING						
	NO	YDS	AVG	LG	TD	
David Montgomery	3	36	12.0	30	0	
Taylor Gabriel	3	69	23.0	53	0	
Tarik Cohen	2	9	4.5	6	0	
Allen Robinson II	1	6	6.0	6	0	
Cordarrelle Patterson	1	5	5.0	5	0	
TOTAL	10	125	12.5	53	0	

RECEIVING						
	NO	YDS	AVG	LG	TD	
Zach Ertz	9	103	11.4	25t	1	
Alshon Jeffery	4	36	9.0	13	0	
Dallas Goedert	4	39	9.8	16	0	
Miles Sanders	3	31	10.3	19	0	
Nelson Agholor	3	21	7.0	12	0	
Darren Sproles	1	3	3.0	3	0	
DeSean Jackson	1	5	5.0	5	0	
Jordan Howard	1	1	1.0	1	0	
TOTAL	26	239	9.2	25	1	

TOP DEFENSE						
	TOT	SOLO	AST	SK	YDS	INT
Eddie Jackson	11	10	1	0	0	0
Roquan Smith	10	6	4	0	0	0
Danny Trevathan	6	3	3	0	0	0

TOP DEFENSE						
	TOT	SOLO	AST	SK	YDS	INT
Brandon Graham	4	2	2	1	0	0
Nathan Gerry	4	2	2	0	0	0
Kamu Grugier-Hill	3	1	2	0	0	0

FIELD GOALS			
	FGA/FGM	PERCENT	RESULTS
No Field Goals			
Jake Elliott	3-3	100.0	(28, 28, 38)
TOTAL	3-3	100.0	

TEAM STATISTICS	BEARS	EAGLES
First Downs	10	26
Total Net Yards	164	373
Rushes/Net Yards	18/62	35/146
Net Passing	102	227
Pass Attempts/Completions	21/10	39/26
Had Intercepted	0	0
Sacked/Yards Lost	3/23	4/12
Punts/Average	8/46.5	5/49.0
Penalties/Yards	9/70	8/75
Fumbles/Lost	1/1	1/0
Possession Time	19:42	40:18

YEAR-IN-REVIEW



13

Detroit Lions 3

WEEK 10

Detroit Lions 13, Chicago Bears 20

61,758 Soldier Field Nov 10, 2019



20

Chicago Bears 0

3 3 0 7 - 13
0 7 13 0 - 20

SCORING DRIVES							DET	CHI
TEAM	QTR	TIME	SCORING PLAY					
Lions	1	08:42	M.Prater 22 yd. Field Goal (13-72, 6:18)			3	0	
Lions	2	04:40	M.Prater 54 yd. Field Goal (7-13, 2:54)			6	1	
Bears	2	00:25	B.Braunacker 18 yd. pass from M.Trubisky (E.Pineiro kick) (10-80, 4:15)			6	7	
Bears	3	12:25	T.Cohen 9 yd. pass from M.Trubisky (kick failed, wr) (5-76, 2:35)			6	13	
Bears	3	09:38	T.Gabriel 24 yd. pass from M.Trubisky (E.Pineiro kick) (3-25, 1:20)			6	20	
Lions	4	05:53	K.Golladay 47 yd. pass from J.Driskel (M.Prater kick) (4-81, 1:23)			13	20	

DETROIT LIONS								
PASSING	ATT	CP	YDS	SK/YD	TD	LG	INT	RTG
Jeff Driskel	46	27	269	2/10	1	47	1	73.6
TOTAL	46	27	269	2/10	1	47	1	73.6

CHICAGO BEARS								
PASSING	ATT	CP	YDS	SK/YD	TD	LG	INT	RTG
Mitchell Trubisky	23	16	173	5/28	3	33	0	131.0
TOTAL	23	16	173	5/28	3	33	0	131.0

RUSHING						
	ATT	YDS	AVG	LG	TD	
Jeff Driskel	5	37	7.4	11	0	
J.D. McKissic	10	36	3.6	9	0	
Ty Johnson	5	16	3.2	10	0	
Paul Perkins	7	9	1.3	3	0	
TOTAL	27	98	3.6	11	0	

RUSHING						
	ATT	YDS	AVG	LG	TD	
David Montgomery	17	60	3.5	9	0	
Tarik Cohen	3	14	4.7	8	0	
Mitchell Trubisky	3	8	2.7	3	0	
Taylor Gabriel	1	-1	-1.0	-1	0	
TOTAL	24	81	3.4	9	0	

RECEIVING						
	NO	YDS	AVG	LG	TD	
J.D. McKissic	6	19	3.2	8	0	
Marvin Jones Jr.	5	77	15.4	22	0	
Danny Amendola	4	29	7.3	11	0	
Kenny Golladay	3	57	19.0	47t	1	
T.J. Hockenson	3	47	15.7	19	0	
Logan Thomas	2	19	9.5	10	0	
Jeff Driskel	1	6	6.0	6	0	
Nick Bawden	1	3	3.0	3	0	
Paul Perkins	1	9	9.0	9	0	
Ty Johnson	1	3	3.0	3	0	
TOTAL	27	269	10.0	47	1	

RECEIVING						
	NO	YDS	AVG	LG	TD	
Allen Robinson II	6	86	14.3	33	0	
Tarik Cohen	4	23	5.8	9t	1	
Taylor Gabriel	4	39	9.8	24t	1	
Anthony Miller	1	7	7.0	7	0	
Ben Braunecker	1	18	18.0	18t	1	
TOTAL	16	173	10.8	33	3	

TOP DEFENSE						
	TOT	SOLO	AST	SK	YDS	INT
Jarrad Davis	8	5	3	0	0	0
Tavon Wilson	7	5	2	1	2	0
Trey Flowers	7	6	1	1	12	0

TOP DEFENSE						
	TOT	SOLO	AST	SK	YDS	INT
Roquan Smith	11	7	4	0	0	0
Nick Kwiatkoski	9	8	1	1	2	1
Ha Ha Clinton-Dix	6	3	3	0	0	0

FIELD GOALS			
	FCA/FGM	PERCENT	RESULTS
Matt Prater	2-2	100.0	(22, 54)
TOTAL	2-2	100.0	

FIELD GOALS			
	FCA/FGM	PERCENT	RESULTS
			No Field Goals

TEAM STATISTICS	LIONS	BEARS
First Downs	21	13
Total Net Yards	357	226
Rushes/Net Yards	27/98	24/81
Net Passing	259	145
Pass Attempts/Completions	46/27	23/16
Had Intercepted	1	0
Sacked/Yards Lost	2/10	5/28
Punts/Average	6/40.5	9/43.0
Penalties/Yards	8/76	7/57
Fumbles/Lost	0/0	1/0
Possession Time	31:54	28:06

YEAR-IN-REVIEW



WEEK 11

Chicago Bears 7, Los Angeles Rams 17

70,758 Los Angeles Memorial Coliseum Nov 17, 2019



Chicago Bears	0	0	7	0	-	7
Los Angeles Rams	0	10	0	7	-	17

SCORING DRIVES

TEAM	QTR	TIME	SCORING PLAY	CHI	LAR
Rams	2	11:31	G.Zuerlein 38 yd. Field Goal (8-43, 4:26)	0	4
Rams	2	03:28	T.Gurley 1 yd. run (G.Zuerlein kick) (4-56, 1:55)	0	10
Bears	3	07:10	T.Cohen 14 yd. pass from M.Trubisky (E.Pineiro kick) (12-80, 5:51)	7	10
Rams	4	03:31	M.Brown 5 yd. run (G.Zuerlein kick) (8-71, 4:11)	7	17

CHICAGO BEARS

PASSING	ATT	CP	YDS	SK	YD	TD	LG	INT	RTG
Mitchell Trubisky	43	24	190	1/2	1	19	1	65.1	
Chase Daniel	4	1	9	2/4	0	9	0	39.6	
TOTAL	47	25	199	3/6	1	19	1	62.3	

RUSHING	ATT	YDS	AVG	LG	TD
Tarik Cohen	9	39	4.3	12	0
David Montgomery	14	31	2.2	5	0
Mitchell Trubisky	1	4	4.0	4	0
TOTAL	24	74	3.1	12	0

RECEIVING	NO	YDS	AVG	LG	TD
Taylor Gabriel	7	57	8.1	15	0
Anthony Miller	6	54	9.0	16	0
Tarik Cohen	5	35	7.0	17	1
Allen Robinson II	4	15	3.8	6	0
Ben Braunecker	1	8	8.0	8	0
David Montgomery	1	19	19.0	19	0
Javon Wims	1	11	11.0	11	0
TOTAL	25	199	8.0	19	1

TOP DEFENSE	TOT	SOLO	AST	SCK	YDS	INT
Roquan Smith	11	6	5	0	0	1
Ha Ha Clinton-Dix	7	6	1	0	0	0
Eddie Jackson	6	4	2	0	0	0

FIELD GOALS	FGA/FGM	PERCENT	RESULTS
Eddy Pineiro	2-0	0.0	48WL, 47WR
TOTAL	2-0	0	

LOS ANGELES RAMS

PASSING	ATT	CP	YDS	SK	YD	TD	LG	INT	RTG
Jared Goff	18	11	173	0/0	0	50	1	69.9	
TOTAL	18	11	173	0/0	0	50	1	69.9	

RUSHING	ATT	YDS	AVG	LG	TD
Todd Gurley II	25	97	3.9	13	1
Malcolm Brown	5	15	3.0	6	1
Jared Goff	3	3	1.0	5	0
Josh Reynolds	1	-5	-5.0	-5	0
TOTAL	34	110	3.2	13	2

RECEIVING	NO	YDS	AVG	LG	TD
Cooper Kupp	3	53	17.7	50	0
Josh Reynolds	3	55	18.3	26	0
Todd Gurley II	3	36	12.0	23	0
Gerald Everett	1	20	20.0	20	0
Mike Thomas	1	9	9.0	9	0
TOTAL	11	173	15.7	50	0

TOP DEFENSE	TOT	SOLO	AST	SCK	YDS	INT
Taylor Rapp	8	7	1	0	0	0
Eric Weddle	6	4	2	0	0	0
Troy Hill	6	6	0	1	2	1

FIELD GOALS	FGA/FGM	PERCENT	RESULTS
Greg Zuerlein	1-1	100.0	(38)
TOTAL	1-1	100.0	

TEAM STATISTICS

	BEARS	RAMS
First Downs	17	13
Total Net Yards	267	283
Rushes/Net Yards	24/74	34/110
Net Passing	193	173
Pass Attempts/Completions	47/25	18/11
Had Intercepted	1	1
Sacked/Yards Lost	3/6	0/0
Punts/Average	6/43.0	6/54.8
Penalties/Yards	2/25	6/34
Fumbles/Lost	0/0	3/1
Possession Time	32:44	27:16



14

New York Giants 0

WEEK 12

New York Giants 14, Chicago Bears 19
61,581 Soldier Field Nov 24, 2019



19

Chicago Bears 0

7 0 7 - 14
3 16 0 - 19

SCORING DRIVES

TEAM	QTR	TIME	SCORING PLAY	NYG	CHI
Giants	2	07:38	K.Smith 3 yd. pass from D.Jones (A.Rosas kick) (6-42, 3:24)	7	0
Bears	2	00:08	E.Pineiro 26 yd. Field Goal (9-59, 1:47)	7	4
Bears	3	12:12	A.Robinson 32 yd. pass from M.Trubisky (E.Pineiro kick) (5-60, 2:48)	7	10
Bears	3	07:09	E.Pineiro 24 yd. Field Goal (8-88, 2:38)	7	13
Bears	3	05:19	M.Trubisky 2 yd. run (kick failed, wl) (3-3, 1:35)	7	19
Giants	4	04:10	G.Tate 23 yd. pass from D.Jones (A.Rosas kick) (11-97, 4:55)	14	19

NEW YORK GIANTS

PASSING	ATT	CP	YDS	SK/YD	TD	LG	INT	RTG
Daniel Jones	36	21	150	1/16	2	23	0	86.6
TOTAL	36	21	150	1/16	2	23	0	86.6

RUSHING	ATT	YDS	AVG	LG	TD
Saquon Barkley	17	59	3.5	22	0
Daniel Jones	2	27	13.5	26	0
Sterling Shepard	1	22	22.0	22	0
Wayne Gallman Jr.	1	1	1.0	1	0
TOTAL	21	109	5.2	26	0

RECEIVING	NO	YDS	AVG	LG	TD
Kaden Smith	5	17	3.4	11	1
Sterling Shepard	5	15	3.0	6	0
Darius Slayton	4	67	16.8	19	0
Golden Tate	3	33	11.0	23	1
Saquon Barkley	2	1	0.5	1	0
Cody Latimer	1	7	7.0	7	0
Scott Simonson	1	10	10.0	10	0
TOTAL	21	150	7.1	23	2

TOP DEFENSE	TOT	SOLO	AST	SK	YDS	INT
Corey Ballentine	9	8	1	0	0	0
David Mayo	7	4	3	0	0	0
Deone Bucannon	5	3	2	0	0	0

FIELD GOALS	FGA/FGM	PERCENT	RESULTS
Aldrick Rosas	2-0	0.0	42WR, 43WL
TOTAL	2-0	0	

CHICAGO BEARS

PASSING	ATT	CP	YDS	SK/YD	TD	LG	INT	RTG
Mitchell Trubisky	41	25	278	2/8	1	49	2	69.0
TOTAL	41	25	278	2/8	1	49	2	69.0

RUSHING	ATT	YDS	AVG	LG	TD
Tank Cohen	6	25	4.2	13	0
David Montgomery	13	22	1.7	13	0
Mitchell Trubisky	7	18	2.6	12	1
TOTAL	26	65	2.5	13	1

RECEIVING	NO	YDS	AVG	LG	TD
Tank Cohen	7	29	4.1	14	0
Allen Robinson II	6	131	21.8	49	1
Anthony Miller	6	77	12.8	22	0
Ben Braunecker	2	9	4.5	5	0
David Montgomery	2	9	4.5	8	0
Jesper Horsted	1	4	4.0	4	0
Taylor Gabriel	1	19	19.0	19	0
TOTAL	25	278	11.1	49	1

TOP DEFENSE	TOT	SOLO	AST	SK	YDS	INT
Ha Ha Clinton-Dix	7	5	2	0	0	0
Eddie Jackson	6	4	2	0	0	0
Nick Kwiatkoski	5	4	1	0	0	0

FIELD GOALS	FGA/FGM	PERCENT	RESULTS
Eddy Pineiro	2-2	100.0	(26, 24)
TOTAL	2-2	100.0	

TEAM STATISTICS

	GIANTS	BEARS
First Downs	14	20
Total Net Yards	243	335
Rushes/Net Yards	21/109	26/65
Net Passing	134	270
Pass Attempts/Completions	36/21	41/25
Had Intercepted	0	2
Sacked/Yards Lost	1/16	2/8
Punts/Average	5/51.4	6/41.7
Penalties/Yards	6/35	6/40
Fumbles/Lost	1/1	0/0
Possession Time	26:49	33:11

YEAR-IN-REVIEW



24
Chicago Bears **7** **3** **7** **7** **-** **24**
Detroit Lions **14** **3** **0** **3** **-** **20**

WEEK 13

Chicago Bears 24, Detroit Lions 20
 65,412 Ford Field Nov 28, 2019



SCORING DRIVES							CHI	DET
TEAM	QTR	TIME	SCORING PLAY					
Bears	1	11:37	A.Robinson 10 yd. pass from M.Trubisky (E.Pineiro kick) (6-50, 3:23)				7	0
Lions	1	11:01	K.Golladay 75 yd. pass from D.Blough (M.Prater kick) (3-75, 0:36)				7	7
Lions	1	04:12	M.Jones Jr. 8 yd. pass from D.Blough (M.Prater kick) (10-78, 5:14)				7	14
Lions	2	03:10	M.Prater 25 yd. Field Goal (11-61, 4:59)				7	17
Bears	2	00:22	E.Pineiro 30 yd. Field Goal (9-52, 2:48)				11	17
Bears	3	04:44	J.Horsted 18 yd. pass from M.Trubisky (E.Pineiro kick) (9-80, 4:34)				17	17
Lions	4	10:47	M.Prater 24 yd. Field Goal (15-70, 8:57)				17	20
Bears	4	02:17	D.Montgomery 3 yd. pass from M.Trubisky (E.Pineiro kick) (9-90, 4:23)				24	20

CHICAGO BEARS								
PASSING	ATT	CP	YDS	SK	YD	LG	INT	RTG
Mitchell Trubisky	38	29	338	1/7	3	35	1	118.1
TOTAL	38	29	338	1/7	3	35	1	118.1

DETROIT LIONS								
PASSING	ATT	CP	YDS	SK	YD	LG	INT	RTG
David Blough	38	22	280	2/21	2	75	1	187.6
TOTAL	38	22	280	2/21	2	75	1	187.6

RUSHING	ATT	YDS	AVG	LG	TD
David Montgomery	16	75	4.7	14	0
Tarik Cohen	3	9	3.0	5	0
Mitchell Trubisky	4	4	1.0	2	0
TOTAL	23	88	3.8	14	0

RUSHING	ATT	YDS	AVG	LG	TD
Bo Scarbrough	21	83	4.0	15	0
Ty Johnson	3	12	4.0	5	0
J.D. McKissic	2	9	4.5	9	0
David Blough	1	1	1.0	1	0
TOTAL	27	105	3.9	15	0

RECEIVING	NO	YDS	AVG	LG	TD
Anthony Miller	9	140	15.6	35	0
Allen Robinson II	8	86	10.8	16	1
Javon Wims	5	56	11.2	19	0
Tarik Cohen	4	26	6.5	9	0
David Montgomery	2	12	6.0	9	1
Jesper Horsted	1	18	18.0	18t	1
TOTAL	29	338	11.7	35	3

RECEIVING	NO	YDS	AVG	LG	TD
T.J. Hockenson	6	38	3.0	9	0
Kenny Golladay	4	158	39.5	75t	1
Danny Amendola	3	32	10.7	14	0
J.D. McKissic	3	15	5.0	9	0
Marvin Jones Jr.	3	40	13.3	19	1
Ty Johnson	3	17	5.7	9	0
TOTAL	22	280	12.7	75	2

TOP DEFENSE	TOT	SOLO	AST	SGK	YDS	INT
Roquan Smith	16	10	6	2.0	21.0	0
Kyle Fuller	7	6	1	0.0	0.0	0
Nick Kwiatkoski	7	5	2	0.0	0.0	0

TOP DEFENSE	TOT	SOLO	AST	SGK	YDS	INT
Tracy Walker	7	6	1	0.0	0.0	0
Amani Oruwariye	6	6	0	0.0	0.0	0
Jarrad Davis	6	5	1	0.0	0.0	0

FIELD GOALS	FGA/FGM	PERCENT	RESULTS
Eddy Pineiro	1-1	100.0	(30)
TOTAL	1-1	100.0	

FIELD GOALS	FGA/FGM	PERCENT	RESULTS
Matt Prater	2-2	100.0	(25, 24)
TOTAL	2-2	100.0	

TEAM STATISTICS	BEARS	LIONS
First Downs	22	19
Total Net Yards	419	364
Rushes/Net Yards	23/88	27/105
Net Passing	331	259
Pass Attempts/Completions	38/29	38/22
Had Intercepted	1	1
Sacked/Yards Lost	1/7	2/21
Punts/Average	3/48.0	5/46.2
Penalties/Yards	10/89	9/85
Fumbles/Lost	0/0	0/0
Possession Time	30:50	29:10

YEAR-IN-REVIEW



WEEK 14
 Dallas Cowboys 24, Chicago Bears 31
 61,276 Soldier Field Dec 5, 2019

Dallas Cowboys	7	0	0	17	-	24
Chicago Bears	0	17	7	7	-	31

SCORING DRIVES

TEAM	QTR	TIME	SCORING PLAY	DAL	CHI
Cowboys	1	06:03	E.Elliott 2 yd. run (B.Maher kick) (17-75, 8:57)	7	0
Bears	2	12:13	A.Robinson 5 yd. pass from M.Trubisky (E.Pineiro kick) (6-51, 3:04)	7	7
Bears	2	08:06	E.Pineiro 36 yd. Field Goal (7-36, 3:09)	7	11
Bears	2	00:10	A.Robinson 8 yd. pass from M.Trubisky (E.Pineiro kick) (14-68, 4:50)	7	17
Bears	3	08:18	A.Miller 14 yd. pass from M.Trubisky (E.Pineiro kick) (11-84, 6:42)	7	24
Cowboys	4	14:55	E.Elliott 2 yd. run (B.Maher kick) (9-54, 3:03)	14	24
Bears	4	13:22	M.Trubisky 23 yd. run (E.Pineiro kick) (3-60, 1:33)	14	31
Cowboys	4	04:29	A.Cooper 19 yd. pass from D.Prescott (B.Maher kick) (10-85, 3:14)	21	31
Cowboys	4	00:08	B.Maher 31 yd. Field Goal (9-77, 1:42)	24	31

DALLAS COWBOYS

PASSING	ATT	CP	YDS	SK/YD	TD	LG	INT	RTG
Dak Prescott	49	27	334	2/8	1	35	0	83.2
TOTAL	49	27	334	2/8	1	35	0	83.2

RUSHING	ATT	YDS	AVG	LG	TD
Ezekiel Elliott	19	81	4.3	31	2
Dak Prescott	3	1	0.3	1	0
TOTAL	22	82	3.7	31	2

RECEIVING	NO	YDS	AVG	LG	TD
Amarl Cooper	6	83	13.8	27	1
Blake Jarwin	6	50	8.3	12	0
Michael Gallup	6	109	18.2	24	0
Jason Witten	5	37	7.4	14	0
Ezekiel Elliott	2	12	6.0	9	0
Randall Cobb	2	43	21.5	35	0
TOTAL	27	334	12.4	35	1

TOP DEFENSE	TOT	SOLO	AST	SK	YDS	INT
Sean Lee	10	5	5	0	0	0
Darian Thompson	9	6	3	1	5	0
Jaylon Smith	9	7	2	0	0	0

FIELD GOALS	FGA/FGM	PERCENT	RESULTS
Brett Maher	2-1	50.0	42WR (31)
TOTAL	2-1	50.0	

CHICAGO BEARS

PASSING	ATT	CP	YDS	SK/YD	TD	LG	INT	RTG
Mitchell Trubisky	31	23	244	2/13	3	33	1	115.5
TOTAL	31	23	244	2/13	3	33	1	115.5

RUSHING	ATT	YDS	AVG	LG	TD
David Montgomery	20	86	4.3	20	0
Mitchell Trubisky	10	63	6.3	23t	1
Tank Cohen	3	7	2.3	6	0
Cordarrelle Patterson	1	-5	-5.0	-5	0
TOTAL	34	151	4.4	23	1

RECEIVING	NO	YDS	AVG	LG	TD
Tank Cohen	6	24	4.0	16	0
Allen Robinson II	5	48	9.6	22	0
Jesper Horsted	4	36	9.0	14	0
Anthony Miller	3	42	14.0	21	1
J.P. Holtz	3	56	18.7	30	0
Cordarrelle Patterson	1	33	33.0	33	0
Riley Ridley	1	5	5.0	5	0
TOTAL	23	244	10.6	33	3

TOP DEFENSE	TOT	SOLO	AST	SK	YDS	INT
Nick Kwiatkowski	10	8	2	0	0	0
Kevin Toliver II	7	5	2	0	0	0
Kyle Fuller	7	6	1	0	0	0

FIELD GOALS	FGA/FGM	PERCENT	RESULTS
Eddy Pineiro	1-1	100.0	(36)
TOTAL	1-1	100.0	

TEAM STATISTICS

	COWBOYS	BEARS
First Downs	22	24
Total Net Yards	408	382
Rushes/Net Yards	22/82	34/151
Net Passing	326	231
Pass Attempts/Completions	49/27	31/23
Had Intercepted	0	1
Sacked/Yards Lost	2/8	2/13
Punts/Average	5/44.8	4/40.5
Penalties/Yards	6/52	4/30
Fumbles/Lost	0/0	3/1
Possession Time	27:42	32:18

YEAR-IN-REVIEW



WEEK 15

Chicago Bears 13, Green Bay Packers 21
78,266 @ Lambeau Field Dec 15, 2019



Chicago Bears	0	3	0	10	-	13
Green Bay Packers	7	0	14	0	-	21

SCORING DRIVES

TEAM	QTR	TIME	SCORING PLAY	CHI	GB
Packers	1	04:47	D.Adams 29 yd. pass from A.Rodgers (M.Crosby kick) (4-35, 2:08)	0	7
Bears	2	01:45	E.Pineiro 30 yd. Field Goal (8-52, 3:18)	3	7
Packers	3	12:44	A.Jones 21 yd. run (M.Crosby kick) (5-73, 2:16)	3	14
Packers	3	07:48	A.Jones 2 yd. run (M.Crosby kick) (5-66, 1:57)	3	21
Bears	4	14:56	E.Pineiro 27 yd. Field Goal (11-75, 3:37)	7	21
Bears	4	08:09	A.Miller 2 yd. pass from M.Trubisky (E.Pineiro kick) (13-67, 5:03)	13	21

CHICAGO BEARS

PASSING	ATT	CP	YDS	SK/YD	TD	LG	INT	RTG
Mitchell Trubisky	53	29	334	3/15	1	34	2	64.5
TOTAL	53	29	334	3/15	1	34	2	64.5

RUSHING	ATT	YDS	AVG	LG	TD
David Montgomery	14	39	2.8	8	0
Mitchell Trubisky	4	29	7.3	9	0
Tarik Cohen	8	28	3.5	8	0
Cordarrelle Patterson	1	0	0.0	0	0
TOTAL	27	96	3.6	9	0

RECEIVING	NO	YDS	AVG	LG	TD
Anthony Miller	9	118	13.1	33	1
Allen Robinson II	7	125	17.9	34	0
Tarik Cohen	7	57	8.1	15	0
Riley Ridley	2	10	5.0	13	0
Cordarrelle Patterson	1	6	6.0	6	0
David Montgomery	1	10	10.0	10	0
J.P. Holtz	1	-1	-1.0	-1	0
Jesper Horsted	1	9	9.0	9	0
TOTAL	29	334	11.5	34	1

TOP DEFENSE	TOT	SOLO	AST	SK	YDS	INT
Eddie Jackson	5	5	0	0	0	0
Kevin Pierre-Louis	5	5	0	0	0	0
Nick Kwiatkoski	5	3	2	1	11	0

FIELD GOALS	FGA/FGM	PERCENT	RESULTS
Eddy Pineiro	2-2	100.0	(30, 27)
TOTAL	2-2	100.0	

GREEN BAY PACKERS

PASSING	ATT	CP	YDS	SK/YD	TD	LG	INT	RTG
Aaron Rodgers	33	16	203	1/11	1	49	0	78.2
TOTAL	33	16	203	1/11	1	49	0	78.2

RUSHING	ATT	YDS	AVG	LG	TD
Aaron Jones	13	51	3.9	21	2
Jamaal Williams	8	26	3.3	6	0
Aaron Rodgers	3	23	7.7	17	0
TOTAL	24	100	4.2	21	2

RECEIVING	NO	YDS	AVG	LG	TD
Davante Adams	7	103	14.7	34	1
Allen Lazard	2	14	7.0	10	0
Geronimo Allison	2	19	9.5	11	0
Jake Kumerow	1	49	49.0	49	0
Jamaal Williams	1	7	7.0	7	0
Jimmy Graham	1	0	0.0	0	0
Mercedes Lewis	1	6	6.0	6	0
Robert Tonyan	1	5	5.0	5	0
TOTAL	16	203	12.7	49	1

TOP DEFENSE	TOT	SOLO	AST	SK	YDS	INT
Blake Martinez	11	9	2	0	0	0
Jaire Alexander	8	6	2	0	0	1
Kenny Clark	6	6	0	2	9	0

FIELD GOALS	FGA/FGM	PERCENT	RESULTS
			No Field Goals

TEAM STATISTICS

	BEARS	PACKERS
First Downs	20	12
Total Net Yards	415	292
Rushes/Net Yards	27/96	24/100
Net Passing	319	192
Pass Attempts/Completions	53/29	33/16
Had Intercepted	2	0
Sacked/Yards Lost	3/15	1/11
Punts/Average	4/38.8	7/35.7
Penalties/Yards	4/35	4/30
Fumbles/Lost	2/1	0/0
Possession Time	34:22	25:38

YEAR-IN-REVIEW



26

Kansas City Chiefs 7

WEEK 16
 Kansas City Chiefs 26, Chicago Bears 3
 62,213 Soldier Field Dec 22, 2019



3

Chicago Bears 0

7 10 0 9 - 26
0 0 3 0 - 3

SCORING DRIVES						KC	CHI
TEAM	QTR	TIME	SCORING PLAY				
Chiefs	1	01:30	P.Mahomes 12 yd. run (H.Butker kick) (15-82, 7:58)			7	0
Chiefs	2	11:41	H.Butker 56 yd. Field Goal (7-31, 3:06)			11	0
Chiefs	2	00:52	T.Kelce 6 yd. pass from P.Mahomes (H.Butker kick) (13-95, 6:42)			17	0
Bears	3	00:00	E.Pineiro 46 yd. Field Goal (6-23, 2:50)			17	3
Chiefs	4	10:05	Dam.Williams 14 yd. pass from P.Mahomes (kick failed, hlu) (9-71, 4:55)			23	3
Chiefs	4	01:40	H.Butker 32 yd. Field Goal (11-43, 6:02)			26	3

KANSAS CITY CHIEFS								
PASSING	ATT	CP	YDS	SK/YD	TD	LG	INT	RTG
Patrick Mahomes	33	23	251	1/7	2	19	0	112.1
TOTAL	33	23	251	1/7	2	19	0	112.1

CHICAGO BEARS								
PASSING	ATT	CP	YDS	SK/YD	TD	LG	INT	RTG
Mitchell Trubisky	34	18	157	3/24	0	20	0	65.4
TOTAL	34	18	157	3/24	0	20	0	65.4

RUSHING					
	ATT	YDS	AVG	LG	TD
Damien Williams	16	65	4.1	12	0
Darwin Thompson	5	14	2.8	8	0
Patrick Mahomes	2	14	7.0	12t	1
Spencer Ware	5	14	2.8	5	0
Matt Moore	1	-1	-1.0	-1	0
TOTAL	29	106	3.7	12	1

RUSHING					
	ATT	YDS	AVG	LG	TD
David Montgomery	13	57	4.4	16	0
Mitchell Trubisky	6	20	3.3	8	0
Cordarrelle Patterson	1	16	16.0	16	0
Tank Cohen	2	8	4.0	6	0
TOTAL	22	101	4.6	16	0

RECEIVING					
	NO	YDS	AVG	LG	TD
Travis Kelce	8	74	9.3	13	1
Tyreek Hill	5	72	14.4	19	0
Damien Williams	3	27	9.0	14t	1
Blake Bell	2	15	7.5	10	0
Sammy Watkins	2	28	14.0	17	0
Spencer Ware	2	22	11.0	18	0
Demarcus Robinson	1	13	13.0	13	0
TOTAL	23	251	10.9	19	2

RECEIVING					
	NO	YDS	AVG	LG	TD
Allen Robinson II	6	53	8.8	17	0
Javon Wims	3	26	8.7	12	0
Tank Cohen	3	25	8.3	12	0
Anthony Miller	1	2	2.0	2	0
Cordarrelle Patterson	1	5	5.0	5	0
David Montgomery	1	2	2.0	2	0
Eric Saubert	1	11	11.0	11	0
J.P. Holtz	1	13	13.0	13	0
Jesper Horsted	1	20	20.0	20	0
TOTAL	18	157	8.7	20	0

TOP DEFENSE						
	TOT	SOLO	AST	SK	YDS	INT
Anthony Hitchens	6	3	3	0	0	0
Tyrann Mathieu	6	6	0	0	0	0
Kendall Fuller	5	3	2	0	0	0

TOP DEFENSE						
	TOT	SOLO	AST	SK	YDS	INT
Kevin Pierre-Louis	12	7	5	0	0	0
Nick Kwiatkowski	10	5	5	0	0	0
Ha Ha Clinton-Dix	6	4	2	0	0	0

FIELD GOALS			
	FCA/FGM	PERCENT	RESULTS
Harrison Butker	2-2	100.0	(56, 32)
TOTAL	2-2	100.0	

FIELD GOALS			
	FCA/FGM	PERCENT	RESULTS
Eddy Pineiro	1-1	100.0	(46)
TOTAL	1-1	100.0	

TEAM STATISTICS	CHIEFS	BEARS
First Downs	25	18
Total Net Yards	350	234
Rushes/Net Yards	29/106	22/101
Net Passing	244	133
Pass Attempts/Completions	33/23	34/18
Had Intercepted	0	0
Sacked/Yards Lost	1/7	3/24
Punts/Average	2/46.5	3/46.3
Penalties/Yards	9/71	7/50
Fumbles/Lost	0/0	1/0
Possession Time	33:24	26:36

YEAR-IN-REVIEW



21

WEEK 17

Chicago Bears 21, Minnesota Vikings 19
66,913 U.S. Bank Stadium Dec 29, 2019



19

Chicago Bears	6	5	7	3	-	21
Minnesota Vikings	0	6	0	13	-	19

SCORING DRIVES

TEAM	QTR	TIME	SCORING PLAY	CHI	MIN
Bears	1	07:41	E.Pineiro 26 yd. Field Goal (12-69, 6:34)	3	0
Bears	1	00:44	E.Pineiro 33 yd. Field Goal (10-24, 5:33)	6	0
Vikings	2	09:17	D.Bailey 37 yd. Field Goal (14-56, 6:27)	6	3
Bears	2	06:03	M.Boone tackled in end zone by N.Kwiatkoski for a Safety	8	3
Bears	2	01:51	E.Pineiro 34 yd. Field Goal (9-51, 4:12)	11	3
Vikings	2	00:00	D.Bailey 38 yd. Field Goal (6-55, 1:51)	12	6
Bears	3	09:49	D.Montgomery 14 yd. run (E.Pineiro kick) (9-75, 5:11)	18	6
Vikings	4	14:13	M.Boone 1 yd. run (D.Bailey kick) (8-43, 3:47)	18	13
Vikings	4	08:54	D.Bailey 39 yd. Field Goal (9-59, 4:20)	18	16
Vikings	4	04:53	D.Bailey 34 yd. Field Goal (4-7, 1:27)	18	19
Bears	4	00:10	E.Pineiro 22 yd. Field Goal (15-71, 4:43)	21	19

CHICAGO BEARS

PASSING	ATT	CP	YDS	SK	YD	TD	LG	INT	RTG
Mitchell Trubisky	37	26	207	4	28	0	32	0	84.0
TOTAL	37	26	207	4	28	0	32	0	84.0

RUSHING	ATT	YDS	AVG	LG	TD
David Montgomery	23	113	4.9	14t	1
Tarik Cohen	4	20	5.0	19	0
Cordarrelle Patterson	2	14	7.0	11	0
Ryan Nall	2	8	4.0	7	0
Allen Robinson II	1	2	2.0	2	0
Mitchell Trubisky	2	1	0.5	1	0
TOTAL	34	158	4.6	19	1

RECEIVING	NO	YDS	AVG	LG	TD
Allen Robinson II	9	71	7.9	18	0
Tarik Cohen	9	44	4.9	12	0
Javon Wims	3	23	7.7	17	0
Riley Ridley	3	54	18.0	32	0
Anthony Miller	1	5	5.0	5	0
Eric Saubert	1	10	10.0	10	0
TOTAL	26	207	8.0	32	0

TOP DEFENSE	TOT	SOLO	AST	SCK	YDS	INT
Nick Kwiatkoski	8	6	2	0	0	0
Kevin Pierre-Louis	6	2	4	0	0	1
Buster Skrine	4	3	1	0	0	0

FIELD GOALS	FGA/FGM	PERCENT	RESULTS
Eddy Pineiro	4-4	100.0	(26, 33, 34, 22)
TOTAL	4-4	100.0	

MINNESOTA VIKINGS

PASSING	ATT	CP	YDS	SK	YD	TD	LG	INT	RTG
Sean Mannion	21	12	126	0	0	35	2	35.1	
TOTAL	21	12	126	0	0	35	2	35.1	

RUSHING	ATT	YDS	AVG	LG	TD
Mike Boone	17	148	8.7	59	1
Ameer Abdullah	6	22	3.7	11	0
C.J. Ham	2	4	2.0	3	0
Sean Mannion	1	0	0.0	0	0
TOTAL	26	174	6.7	59	1

RECEIVING	NO	YDS	AVG	LG	TD
Ameer Abdullah	3	14	4.7	7	0
Bisi Johnson	3	34	11.3	14	0
Alexander Hollins	2	46	23.0	35	0
Mike Boone	2	12	6.0	7	0
Irv Smith Jr.	1	11	11.0	11	0
Tyler Conklin	1	9	9.0	9	0
TOTAL	12	126	10.5	35	0

TOP DEFENSE	TOT	SOLO	AST	SCK	YDS	INT
Eric Wilson	12	7	5	1	0	0
Kentrell Brothers	9	6	3	0	0	0
Kris Boyd	8	8	0	0	0	0

FIELD GOALS	FGA/FGM	PERCENT	RESULTS
Dan Bailey	4-4	100.0	(37, 38, 39, 34)
TOTAL	4-4	100.0	

TEAM STATISTICS

	BEARS	VIKINGS
First Downs	24	14
Total Net Yards	337	300
Rushes/Net Yards	34/158	26/174
Net Passing	179	126
Pass Attempts/Completions	37/26	21/12
Had Intercepted	0	2
Sacked/Yards Lost	4/28	0/0
Punts/Average	2/55.5	1/52.0
Penalties/Yards	3/34	3/40
Fumbles/Lost	2/1	1/1
Possession Time	37:40	22:20

AMERICAN FOOTBALL CONFERENCE

EAST DIVISION												
TEAM	W	L	T	PCT	PF	PA	NET PTS	HOME	AWAY	CONF	DIV	STREAK
New England Patriots	12	4	0	.750	420	225	195	6-2-0	6-2-0	8-4-0	5-1-0	Loss 1
Buffalo Bills	10	6	0	.625	314	259	55	4-4-0	6-2-0	7-5-0	3-3-0	Loss 2
New York Jets	7	9	0	.438	276	359	-83	5-3-0	2-6-0	4-8-0	2-4-0	Won 2
Miami Dolphins	5	11	0	.313	306	494	-188	3-5-0	2-6-0	4-8-0	2-4-0	Won 2

NORTH DIVISION												
TEAM	W	L	T	PCT	PF	PA	NET PTS	HOME	AWAY	CONF	DIV	STREAK
Baltimore Ravens	14	2	0	.875	531	282	249	7-1-0	7-1-0	10-2-0	5-1-0	Won 12
Pittsburgh Steelers	8	8	0	.500	289	303	-14	5-3-0	3-5-0	6-6-0	3-3-0	Loss 3
Cleveland Browns	6	10	0	.375	335	393	-58	4-4-0	2-6-0	6-6-0	3-3-0	Loss 3
Cincinnati Bengals	2	14	0	.125	279	420	-141	2-6-0	0-8-0	2-10-0	1-5-0	Won 1

SOUTH DIVISION												
TEAM	W	L	T	PCT	PF	PA	NET PTS	HOME	AWAY	CONF	DIV	STREAK
Houston Texans	10	6	0	.625	378	385	-7	5-3-0	5-3-0	8-4-0	4-2-0	Loss 1
Tennessee Titans	9	7	0	.563	402	331	71	4-4-0	5-3-0	7-5-0	3-3-0	Won 1
Indianapolis Colts	7	9	0	.438	361	373	-12	5-3-0	2-6-0	5-7-0	3-3-0	Loss 1
Jacksonville Jaguars	6	10	0	.375	300	397	-97	3-5-0	3-5-0	6-6-0	2-4-0	Won 1

WEST DIVISION												
TEAM	W	L	T	PCT	PF	PA	NET PTS	HOME	AWAY	CONF	DIV	STREAK
Kansas City Chiefs	12	4	0	.750	451	308	143	5-3-0	7-1-0	9-3-0	6-0-0	Won 6
Denver Broncos	7	9	0	.438	282	316	-34	5-3-0	2-6-0	6-6-0	3-3-0	Won 2
Las Vegas Raiders	7	9	0	.438	313	419	-106	5-3-0	2-6-0	5-7-0	3-3-0	Loss 1
Los Angeles Chargers	5	11	0	.313	337	345	-8	2-6-0	3-5-0	3-9-0	0-6-0	Loss 3

NATIONAL FOOTBALL CONFERENCE

EAST DIVISION												
TEAM	W	L	T	PCT	PF	PA	NET PTS	HOME	AWAY	CONF	DIV	STREAK
Philadelphia Eagles	9	7	0	.563	385	354	31	5-3-0	4-4-0	7-5-0	5-1-0	Won 4
Dallas Cowboys	8	8	0	.500	434	321	113	5-3-0	3-5-0	7-5-0	5-1-0	Won 1
New York Giants	4	12	0	.250	341	451	-110	2-6-0	2-6-0	3-9-0	2-4-0	Loss 1
Washington Redskins	3	13	0	.188	266	435	-169	1-7-0	2-6-0	2-10-0	0-6-0	Loss 4

NORTH DIVISION												
TEAM	W	L	T	PCT	PF	PA	NET PTS	HOME	AWAY	CONF	DIV	STREAK
Green Bay Packers	13	3	0	.813	376	313	63	7-1-0	6-2-0	10-2-0	6-0-0	Won 5
Minnesota Vikings	10	6	0	.625	407	303	104	6-2-0	4-4-0	7-5-0	2-4-0	Loss 2
Chicago Bears	8	8	0	.500	280	298	-18	4-4-0	4-4-0	7-5-0	4-2-0	Won 1
Detroit Lions	3	12	1	.188	341	423	-82	2-6-0	1-6-1	2-9-1	0-6-0	Loss 9

SOUTH DIVISION												
TEAM	W	L	T	PCT	PF	PA	NET PTS	HOME	AWAY	CONF	DIV	STREAK
New Orleans Saints	13	3	0	.813	458	341	117	6-2-0	7-1-0	9-3-0	5-1-0	Won 3
Atlanta Falcons	7	9	0	.438	381	399	-18	3-5-0	4-4-0	6-6-0	4-2-0	Won 4
Tampa Bay Buccaneers	7	9	0	.438	458	449	9	2-6-0	5-3-0	5-7-0	2-4-0	Loss 2
Carolina Panthers	5	11	0	.313	340	470	-130	2-6-0	3-5-0	2-10-0	1-5-0	Loss 8

WEST DIVISION												
TEAM	W	L	T	PCT	PF	PA	NET PTS	HOME	AWAY	CONF	DIV	STREAK
San Francisco 49ers	13	3	0	.813	479	310	169	6-2-0	7-1-0	10-2-0	5-1-0	Won 2
Seattle Seahawks	11	5	0	.688	405	398	7	4-4-0	7-1-0	8-4-0	3-3-0	Loss 2
Los Angeles Rams	9	7	0	.563	394	364	30	5-3-0	4-4-0	7-5-0	3-3-0	Won 1
Arizona Cardinals	5	10	1	.313	361	442	-81	2-5-1	3-5-0	3-8-1	1-5-0	Loss 1

RECORDS



RECORDS |

| 2020 MEDIA GUIDE



TEAM**Won in Overtime:**

- By BEARS – 10/15/2017 at Baltimore (27-24)
 By Opp. – 12/2/2018 at New York Giants (30-27)

Won in Regulation by Scoring Go-Ahead Points in the Last 2 Minutes

- By BEARS – 12/29/2019 at Minnesota (E. Piñero 22-yd FG with 0:10 remaining)
 By Opp. – 10/6/2019 at Oakland (24-21, J. Jacobs 2-yd TD run with 1:57 remaining)

Sent Game to Overtime by Scoring in the Last Two Minutes of Regulation

- By BEARS – 12/2/2018 at NY Giants (Miller 1-yd pass from Cohen with :00 remaining; NYG won 30-27 in OT)
 By Opp. – 10/15/2017 at Baltimore (Campanaro 77 yd. punt return with 1:37 left; Flacco 2-pt pass to Boyle)

Shutout

- By BEARS – 11/18/2010 at Miami (16-0)
 By Opp. – 9/27/2015 at Seattle (26-0)

Did Not Allow Opponent to Score a Touchdown (non-shutout)

- By BEARS – 12/23/2018 at San Francisco (held SF to 3 FGs; 14-9 CHI)
 By Opp. – 12/22/2019 vs. Kansas City (held Chicago to 1 FG; 26-3 KC)

Won By 20-or-More Points

- By BEARS – 11/4/2018 at Buffalo (32 points; 41-9)
 By Opp. – 11/26/2017 at Philadelphia (28 points, 31-3)

Won Game After Trailing by 20-or-More Points

- By BEARS – 10/16/2006 at Arizona (24-23 after trailing 20-0 and 23-3)
 By Opp. – 9/9/2018 at Green Bay (24-23 after trailing 20-0)

Won After Trailing at End of the 1st Quarter

- By BEARS – 12/5/2019 vs. Dallas (31-24 after trailing 7-0)
 By Opp. – 10/21/2018 vs. New England (38-31 after trailing 10-7)

Won After Trailing at Halftime

- By BEARS – 11/28/2019 at Detroit (24-20 after trailing 17-10)
 By Opp. – 10/27/2019 vs. Los Angeles Chargers (17-16 after trailing 9-7)

Won After Trailing at End of the 3rd Quarter

- By BEARS – 11/24/2018 at Detroit (23-16 after trailing 13-9)
 By Opp. – 10/27/2019 vs. Los Angeles Chargers (17-16 after trailing 16-10)

Won After Trailing By 10-Plus Points in 4th Quarter

- By BEARS – 10/11/2015 at Kansas City (18-17 after trailing by 11, 17-6)
 By Opp. – 9/9/2018 at Green Bay (24-23 after trailing 20-3)

Scored 20 or More Points in a Quarter

- By BEARS – 10/6/2019 at Oakland (21 in 3rd quarter; 24-17 OAK)
 By Opp. – 9/9/2018 at Green Bay (21 in 4th quarter; 24-23 GB)

Scored 30 or More Points in a Half

- By BEARS – 9/30/2018 vs. Tampa Bay (38 in 1st half; 48-10 CHI)
 By Opp. – 11/9/2014 at Green Bay (42 in 1st half; 55-14 GB)

Scored Touchdowns on Offense and Defense

- By BEARS – 9/23/2019 at Washington (3 offense; 1 defense; 31-15 CHI)
 By Opp. – 12/2/2018 at New York Giants (2 offense; 1 defense; 30-27 at NYG)

Scored Touchdowns on Offense, Defense and Special Teams

- By BEARS – 11/4/2012 at Tennessee (4 offense; 1 defense; 1 special teams; 51-20 CHI)
 By Opp. – 9/20/2015 vs. Arizona (5 offense; 1 defense; 1 special teams; 48-23 ARZ)

Won on Monday Night Football

- By BEARS – 9/23/2019 at Washington (31-15 on ESPN's Monday Night Football)
 By Opp. – 10/9/2017 vs. Minnesota (20-17 on ESPN's Monday Night Football)

* NFL Record

† Tied NFL Record

Regular-season games only

Won on Sunday Night Football

- By BEARS – 12/9/2018 vs. Los Angeles Rams (15-6 on NBC's Sunday Night Football)
 By Opp. – 12/22/2019 vs. Kansas City Chiefs (26-3 on NBC's Sunday Night Football)

Won on Thursday Night Football

- By BEARS – 12/5/2019 vs. Dallas (31-24 CHI on FOX/NFL Network Thursday Night Football)
 By Opp. – 9/5/2019 vs. Green Bay (10-3 on NBC's Thursday Night Football)

No Turnovers

- By BEARS – 12/22/2019 vs. Kansas City (KC, 26-3)
 By Opp. – 12/5/2019 vs. Dallas Cowboys (CHI, 31-24)

OFFENSE**Touchdown Scored on First Offensive Possession to Start Game**

- By BEARS – 11/28/2019 at Detroit (A. Robinson II 10-yd TD pass from M. Trubisky; 24-20 CHI)
 By Opp. – 12/5/2019 vs. Dallas (E. Elliott 2-yd run; 31-24 CHI)

Touchdown Scored on First Offensive Possession of 2nd Half

- By BEARS – 12/29/2019 at Minnesota (D. Montgomery 14-yd run; 21-19 CHI)
 By Opp. – 11/3/2019 at Philadelphia (J. Howard 13-yd run; 22-14 PHI)

No Sacks Allowed

- By BEARS – 9/15/2019 at Denver
 By Opp. – 11/17/2019 at Los Angeles Rams

No Turnovers and No Sacks Allowed

- By BEARS – 9/15/2019 at Denver
 By Opp. – 12/24/2016 vs. Washington

Successful Two-Point Conversion

- By BEARS – 10/20/2019 vs. New Orleans (A. Shaheen pass from M. Trubisky)
 By Opp. – 9/15/2019 at Denver (E. Sanders pass from J. Flacco)

Failed Two-Point Conversion

- By BEARS – 11/22/2018 at Detroit (pass failed)
 By Opp. – 9/29/2019 vs. Minnesota (pass failed)

500-or-More Total Net Yards of Offense

- By BEARS – 10/9/2016 at Indianapolis (522; 125 rushing, 397 passing)
 By Opp. – 10/18/2018 at Miami (541; 161 rushing, 380 passing)

400-or-More Total Net Yards of Offense

- By BEARS – 12/15/2019 at Green Bay (415; 96 rushing, 319 passing)
 By Opp. – 12/5/2019 vs. Dallas (408; 82 rushing, 326 passing)

300-or-More Net Rushing Yards by Team

- By BEARS – 9/9/1984 vs. Denver (302 yds on 50 carries, 2 TDs)
 By Opp. – 10/14/2007 vs. Minnesota (311 yds on 43 carries, 3 TDs)

200-or-More Net Rushing Yards by Team

- By BEARS – 12/10/2017 at Cincinnati (232 yards on 38 carries, 3 TDs)
 By Opp. – 12/24/2016 vs. Washington (208 yards on 35 carries, 4 TDs)

Individual 200-Yard Rushing Game

- By BEARS – 10/2/2011 vs. Carolina (Matt Forte, 205 yds on 25 carries, 1 TD)
 By Opp. – 12/1/2013 at Minnesota (Adrian Peterson, 211 yds on 35 carries, 0 TD)

Individual 150-Yard Rushing Game

- By BEARS – 10/15/2017 at Baltimore (Jordan Howard, 167 yds on 36 carries, 0 TD)
 By Opp. – 12/18/2016 vs. Green Bay (Ty Montgomery, 162 yds on 16 carries, 2 TDs)

Individual 100-Yard Rushing Game

- By BEARS – 12/29/2019 at Minnesota (David Montgomery, 113 yds. on 23 carries, 1 TD)
 By Opp. – 12/29/2019 at Minnesota (Mike Boone, 148 yds on 17 carries, 1 TD)

Two 100-Yard Rushers in the Same Game

- By BEARS – 11/10/1985 vs. Detroit (207 total; Walter Payton - 105, Matt Suhey - 102)
 By Opp. – 12/22/2013 at Philadelphia (248 total; LeSean McCoy - 133, Bryce Brown - 115)

Consecutive 100-Yard Rushing Games

- By BEARS – 12/24/2016 vs. WAS & 1/1/2017 at MIN (Jordan Howard; 119 vs. WAS, 135 at MIN)
 By Opp. – 10/6/2019 at OAK & 10/20/2019 vs. NO (J. Jacobs, OAK - 123; L. Murray, NO - 119)

Combined 200-Yards Rushing by Two Players (Non 200-Yard rusher, top 2 rushers)

- By BEARS – 12/10/2017 at Cincinnati (227 total; Jordan Howard - 147 and Tarik Cohen - 80)
 By Opp. – 12/18/2016 vs. Green Bay (207 total; Ty Montgomery - 162 and C. Michael - 45)

60 Team Rushing Attempts

- By BEARS – 11/8/1981 at Kansas City (61 for 201 yards, 0 TD)
 By Opp. – Never

50 Team Rushing Attempts

- By BEARS – 10/15/2017 at Baltimore (54 for 231 yards, 0 TD)
 By Opp. – 10/30/1988 at New England (54 for 185 yards, 0 TD)

40 Team Rushing Attempts

- By BEARS – 12/4/2016 vs. San Francisco (40 for 142 yards, 3 TDs)
 By Opp. – 9/25/2016 at Dallas (41 for 199 yards, 3 TDs)

Individual 40 Rushing Attempts

- By BEARS – 11/20/1977 vs. Minnesota (Walter Payton, 40 for 275 yards, 1 TD)
 By Opp. – Never

Individual 30 Rushing Attempts

- By BEARS – 10/15/2017 at Baltimore (Jordan Howard, 36 for 167 yards, 0 TD)
 By Opp. – 9/25/2016 at Dallas (Ezekiel Elliott, 30 for 140 yards, 0 TD)

Rushing Play of 75-Plus Yards

- By BEARS – 11/27/1988 vs. Green Bay (Neal Anderson, 80-yard TD run)
 By Opp. – 11/4/2012 at Tennessee (Chris Johnson, 80-yard TD run)

Rushing Play of 50-Plus Yards

- By BEARS – 10/27/2019 vs. Los Angeles Chargers (D. Montgomery, 55-yard run)
 By Opp. – 12/29/2019 at Minnesota (M. Boone, 59-yard run)

3-Plus Rushing Touchdowns by Team

- By BEARS – 12/24/2017 vs. Cleveland (3, J. Howard - 2, M. Trubisky - 1)
 By Opp. – 10/6/2019 at Oakland (2, J. Jacobs; 1, D. Carr)

3-Plus Rushing Touchdowns by Individual

- By BEARS – 12/4/2016 vs. San Francisco (Jordan Howard, 3 TDs)
 By Opp. – 10/20/2013 at Washington (Roy Helu, 3 TDs)

2-Plus Rushing Touchdowns by Individual

- By BEARS – 11/3/2019 at Philadelphia (David Montgomery, 2 TDs)
 By Opp. – 12/15/2019 at Green Bay (Aaron Jones, 2 TDs)

400 Gross Yards Passing by Team

- By BEARS – 11/14/1999 vs. Minnesota (422; 34 of 48, 3 TDs, 1 INT)
 By Opp. – 10/18/2015 at Detroit (405; 27 of 42, 4 TDs, 1 INT)

400 Yards Passing by Individual

- By BEARS – 11/14/1999 vs. Minnesota (Jim Miller - 422; 34 of 48, 3 TDs, 1 INT)
 By Opp. – 10/18/2015 at Detroit (Matthew Stafford - 405; 27 of 42, 4 TDs, 1 INT)

300 Yards Passing by Individual

- By BEARS – 12/5/2019 at Green Bay (Mitchell Trubisky - 334; 29 of 53, TD, 2 INTs)
 By Opp. – 9/23/2019 at Washington (Case Keenum - 332; 30 of 43, 2 TDs, 3 INTs)

Consecutive 300 Yards Passing Games by Individual

- By BEARS – 10/14/2018 at MIA & 10/21/2018 vs. New England (M. Trubisky - 316 at MIA & 333 vs. NE)
 By Opp. – 11/23/2014 vs. TB & 11/27/2014 at DET (J. McCown 341 vs. TB, M. Stafford 390 at DET)

Four Consecutive 300 Yards Passing Games by Individual

By BEARS – 2016 Weeks 3-6 (B. Hoyer - 317 at DAL; 302 vs. DET; 397 at IND; 302 vs. JAX)
 By Opp. – N/A

60-Plus Passing Attempts by Individual

By BEARS – 11/16/1997 vs. NY Jets (Erik Kramer - 60; 32 of 60, 354 yards, 2 TDs, 3 INTs)
 By Opp. – 11/13/2011 vs. Detroit (Matthew Stafford - 63; 33 of 63, 329 yards, 1 TD, 4 INTs)

50-Plus Passing Attempts by Individual

By BEARS – 12/15/2019 at Green Bay (Mitchell Trubisky - 53; 29 of 53, 334 yards, TD, 2 INTs)
 By Opp. – 9/15/2019 at Denver (Joe Flacco - 50; 35 of 50, 292 yards, 1 TD, 1 INT)

40-Plus Passing Attempts by Individual

By BEARS – 11/24/2019 vs. New York Giants (Mitchell Trubisky - 41; 25 of 41, 278 yards, TD, 2 INT)
 By Opp. – 12/5/2019 vs. Dallas (Dak Prescott - 49; 27 of 49, TD)

30-Plus Passing Completions by Individual

By BEARS – 10/20/2019 vs. New Orleans (Mitchell Trubisky - 34; 34 of 54, 251 yards, 2 TDs)
 By Opp. – 9/23/2019 at Washington (Case Keenum - 30; 30 of 43, 2 TDs, 3 INTs)

6 or More Passing Touchdowns by Individual

By BEARS – 9/30/2018 vs. Tampa Bay (Mitchell Trubisky - 354; 19 of 26, 6 TDs, 0 INT)
 By Opp. – 11/9/2014 at Green Bay (Aaron Rodgers - 18 of 27, 6 TDs, 0 INT)

5 or More Passing Touchdowns by Individual

By BEARS – 9/30/2018 vs. Tampa Bay (Mitchell Trubisky - 354; 19 of 26, 6 TDs, 0 INT)
 By Opp. – 11/9/2014 at Green Bay (Aaron Rodgers - 18 of 27, 6 TDs, 0 INT)

4 or More Passing Touchdowns by Individual

By BEARS – 9/30/2018 vs. Tampa Bay (Mitchell Trubisky - 354; 19 of 26, 6 TDs, 0 INT)
 By Opp. – 9/28/2017 at Green Bay (Aaron Rodgers - 4; 18 of 26, 179 yards, 4 TDs, 0 INT)

10 or More Receptions by Individual

By BEARS – 10/20/2019 vs. New Orleans (Allen Robinson II, 10 receptions, 87 yards, 1 TD)
 By Opp. – 9/15/2019 at Denver (Emmanuel Sanders, 11 receptions, 98 yards, 1 TD)

200-Plus Receiving Yards by Individual

By BEARS – 12/1/2013 at Minnesota (Alshon Jeffery, 245 yards, 12 receptions, 2 TDs)
 By Opp. – 12/17/2000 at San Francisco (Terrell Owens, 283 yards, 20 receptions, 1 TD)

150-Plus Receiving Yards by Individual

By BEARS – 12/2/2018 at New York Giants (Tarik Cohen, 156 yards, 12 receptions, 0 TD)
 By Opp. – 11/28/2019 at Detroit (Kenny Golladay, 158 yards, 4 receptions, 1 TD)

100-149 Receiving Yards by Individual

By BEARS – 12/15/2019 at Green Bay (A. Robinson II, 7 rec., 125 yds; A. Miller, 9 rec., 118 yds, TD)
 By Opp. – 12/15/2019 at Green Bay (Davante Adams, 103 yards, 7 receptions, TD)

Two 100-Yard Receivers

By BEARS – 12/15/2019 at Green Bay (A. Robinson II, 7 rec., 125 yds; A. Miller, 9 rec., 118 yds, 1 TD)
 By Opp. – 11/23/2014 vs. Tampa Bay (Vincent Jackson 117 yards and Louis Murphy 113 yards)

Three 100-Yard Receivers

By BEARS – Never
 By Opp. – 12/26/1982 at L.A. Rams (George Farmer 183, Preston Dennard 122 and Wendell Tyler 102)

Consecutive 100 Yards Receiving by Individual

By BEARS – 9/30/2018 vs. TB & 10/14/2018 at MIA (T. Gabriel 104 vs. TB, 110 at MIA)
 By Opp. – 12/18/2016 vs. GB, 12/24/2016 vs. WAS & 1/1/2017 at MIN (J. Nelson 124 vs. GB; D. Jackson 114 vs. WAS; K. Rudolph 117 at MIN)

Pass Play of 80-Plus Yards

By BEARS – 11/15/2015 at St. Louis (Jay Cutler to Jeremy Langford, 83 yards, TD)
 By Opp. – 9/10/2017 vs. Atlanta (Matt Ryan to Austin Hooper, 88 yards, TD)

Pass Play of 60-Plus Yards

- By BEARS – 10/28/2018 vs. New York Jets (Mitchell Trubisky to Tarik Cohen, 70 yards, TD)
 By Opp. – 11/28/2019 at Detroit (David Blough to Kenny Golladay, 75 yards, TD)

Offensive Lineman Caught a Pass

- By BEARS – 12/9/2018 vs. Los Angeles (Mitchell Trubisky to Bradley Sowell, 2-yard TD pass)
 By Opp. – 11/16/2003 vs. St. Louis (Marc Bulger to Adam Timmerman, -7 yards)

Offensive Lineman Scored a Touchdown

- By BEARS – 12/9/2018 vs. Los Angeles Rams (Mitchell Trubisky to Bradley Sowell, 2-yard TD pass)
 By Opp. – 11/16/1969 at Atlanta, Mal Snider (48-yard kickoff return)

Quarterback Caught a Pass

- By BEARS – 11/22/2018 at Detroit (Chase Daniel from Anthony Miller, 8 yards)
 By Opp. – 12/16/2012 vs. Green Bay (Aaron Rodgers from Rodgers, -1 yard)

Running Back Threw a Touchdown Pass

- By BEARS – 12/2/2018 at New York Giants (Tarik Cohen to Anthony Miller, 1 yard)
 By Opp. – Unknown

Wide Receiver Threw a Touchdown Pass

- By BEARS – 1/1/2017 at Minnesota (Cameron Meredith to Matt Barkley, 2 yards)
 By Opp. – 12/2/2018 at New York Giants (Odell Beckham to Russell Shepard, 49 yards)

Punter Threw a Touchdown Pass

- By BEARS – 10/8/2017 vs. Minnesota (Pat O'Donnell to Benny Cunningham, 38 yards)
 By Opp. – Unknown

3-Plus Receiving Touchdowns by Individual

- By BEARS – 9/23/2019 at Washington (Taylor Gabriel, 3)
 By Opp. – 9/20/2015 vs. Arizona (Larry Fitzgerald, 3)

2-Plus Receiving Touchdowns by Individual

- By BEARS – 12/5/2019 vs. Dallas (Allen Robinson II, 2)
 By Opp. – 10/21/2018 vs. New England (James White, 2)

DEFENSE**Held Opponent Under 150 Total Net Yards**

- By BEARS – 10/10/2010 at Carolina (147 total; 85 rushing & 62 passing)
 By Opp. – 12/3/2017 vs. San Francisco (147 total; 62 rushing & 85 passing)

Held Opponent Under 100 Total Net Yards

- By BEARS – 11/26/1978 vs. Tampa Bay (92 total; 99 rushing & -7 passing)
 By Opp. – 12/27/1992 at Dallas (92 total; 28 rushing & 64 passing)

Held Opponent Under 50 Net Rushing Yards

- By BEARS – 10/27/2019 vs. Los Angeles Chargers (36)
 By Opp. – 10/6/2019 at Oakland (42)

Held Opponent Under 25 Net Rushing Yards

- By BEARS – 11/18/2018 vs. Minnesota (22)
 By Opp. – 10/20/2019 vs. New Orleans (17)

Held Opponent Under 100 Net Passing Yards

- By BEARS – 12/4/2016 vs. San Francisco (6)
 By Opp. – 12/3/2017 vs. San Francisco (85)

Held Opponent Under 50 Net Passing Yards

- By BEARS – 12/4/2016 vs. San Francisco (6)
 By Opp. – 9/27/2015 at Seattle (48)

Held Opponent Under 100 Gross Passing Yards

- By BEARS – 12/4/2016 vs. San Francisco (39)
 By Opp. – 9/27/2015 at Seattle (63)

Held Opponent Under 50 Gross Passing Yards

- By BEARS – 12/4/2016 vs. San Francisco (39)
 By Opp. – 12/3/2006 vs. Minnesota (34)

8-Plus Takeaways by Team

- By BEARS – 9/2/1984 vs. Tampa Bay (8; 6 INTs, 2 FRs; CHI 34-14)
 By Opp. – 10/11/1998 at Arizona (8; 4 INTs, 4 FRs; ARZ 20-7)

7-Plus Takeaways by Team

- By BEARS – 9/17/1995 at Tampa Bay (7; 4 INTs, 3 FRs; CHI 25-6)
 By Opp. – 10/11/1998 at Arizona (8; 4 INTs, 4 FRs; ARZ 20-7)

6-Plus Takeaways by Team

- By BEARS – 11/13/2011 vs. Detroit (6; 4 INTs, 2 FRs; CHI 37-13)
 By Opp. – 10/24/2010 vs. Washington (6; 4 INTs, 2 FRs; WAS 17-14)

5-Plus Interceptions by Team

- By BEARS – 10/1/2012 at Dallas (5; CHI 34-18)
 By Opp. – 12/24/2016 vs. Washington (5; WAS 41-21)

4-Plus Interceptions by Team

- By BEARS – 12/9/2018 vs. Los Angeles Rams (4; CHI 15-6)
 By Opp. – 12/24/2016 vs. Washington (5; WAS 41-21)

2-Plus Interceptions by Individual

- By BEARS – 9/23/2019 at Washington (Ha Ha Clinton-Dix, 2)
 By Opp. – 12/23/2018 at San Francisco (Cassius Marsh, 2)

2-Plus Opponent Fumble Recoveries by Individual

- By BEARS – 12/27/2015 at Tampa Bay (John Timu, 2)
 By Opp. – Unknown

Intercepted Pass Returned for a Touchdown

- By BEARS – 9/23/2019 at Washington (Ha Ha Clinton-Dix, 37 yards)
 By Opp. – 12/2/2018 at New York Giants (Alec Ogletree, 8 yards)

Fumble Returned for a Touchdown

- By BEARS – 11/4/2018 at Buffalo (Eddie Jackson, 65 yards)
 By Opp. – 11/19/2017 vs. Detroit (D.J. Hayden, 27 yards)

Defensive Lineman Scored a Touchdown

- By BEARS – 12/2/2018 at New York Giants (Akiem Hicks, 1-yard run)
 By Opp. – 11/1/2017 at Minnesota (Everson Griffen, 20-yard fumble return)

Linebacker Scored a Touchdown

- By BEARS – 11/4/2018 at Buffalo (Leonard Floyd, 19-yard INT return)
 By Opp. – 12/2/2018 at New York Giants (Alec Ogletree, 8-yard INT return)

Defensive Back Scored a Touchdown

- By BEARS – 9/23/2019 at Washington (Ha Ha Clinton-Dix, 37-yard INT return)
 By Opp. – 11/19/2017 vs. Detroit (D.J. Hayden, 27-yard fumble return)

Safety

- By BEARS – 12/29/2019 at Minnesota (Nick Kwiatkoski tackled Mike Boone in end zone)
 By Opp. – 10/20/2019 vs. New Orleans (Pat O'Donnell, Illegal Bat, enforced in end zone)

8-Plus Sacks by Team

- By BEARS – 11/20/2005 vs. Carolina (8; CHI 13-3)
 By Opp. – 10/3/2010 at N.Y. Giants (10; NYG 17-3)

7-Plus Sacks by Team

- By BEARS – 11/20/2005 vs. Carolina (8; CHI 13-3)
 By Opp. – 12/15/2014 vs. New Orleans (7; NO 31-15)

3-Plus Sacks by Individual

- By BEARS – 10/9/2016 at Indianapolis (Willie Young, 3.0)
 By Opp. – 12/2/2018 at New York Giants (B.J. Hill, 3.0)

2-Plus Sacks by Individual

- By BEARS – 11/28/2019 at Detroit (Roquan Smith, 2.0)
 By Opp. – 11/17/2019 at Los Angeles Rams (Aaron Donald, 2.0)

SPECIAL TEAMS**Blocked Extra Point**

- By BEARS – 12/6/2015 vs. San Francisco (Eddie Goldman, Phil Dawson was the kicker)
 By Opp. – 12/24/2017 vs. Cleveland (Carl Nassib, Mike Nugent was the kicker)

Blocked Field Goal

- By BEARS – 9/24/2017 vs. Pittsburgh (Sherrick McManis blocks Chris Boswell's 35-yard attempt)
 By Opp. – 12/24/2016 vs. Washington (Preston Smith blocks Connor Barth's 22-yard attempt)

Blocked Field Goal for TD

- By BEARS – 10/1/1978 vs. Oakland (Mike Spivey 71-yard return; blocked by Virgil Livers)
 By Opp. – 12/23/2012 at Arizona (Justin Bethel 82-yard return; blocked by Adrian Wilson)

Blocked Punt

- By BEARS – 11/4/2012 at Tennessee (Sherrick McManis blocked Brett Kern's punt)
 By Opp. – 10/20/2019 vs. New Orleans (J.T. Gray blocked Pat O'Donnell's punt)

Blocked Punt for TD

- By BEARS – 11/4/2012 at Tennessee (Corey Wootton 5-yard return; blocked by Sherrick McManis)
 By Opp. – 10/21/2018 vs. New England (Kyle Van Noy 29-yard return; blocked by Dont'a Hightower)

Fake Field Goal for TD

- By BEARS – 12/1/2002 at Green Bay (Brad Maynard 12-yard pass to Dustin Lyman)
 By Opp. – 9/13/2012 at Green Bay (Tim Masthay 27-yard pass to Tom Crabtree)

Fake Punt for TD

- By BEARS – 10/9/2017 vs. Minnesota (Pat O'Donnell 38-yard pass to Benny Cunningham)
 By Opp. – Unknown

Missed Extra Point (kick not blocked)

- By BEARS – 11/24/2019 vs. New York Giants (Eddy Piñeiro, wide left)
 By Opp. – 11/3/2019 at Philadelphia (Jake Elliott, wide right)

Missed Field Goal Returned

- By BEARS – 11/12/2006 at N.Y. Giants (Devin Hester, 108-yard TD)
 By Opp. – 11/8/2009 vs. Arizona (Antrel Rolle, 59 yards)

Muff Recovered for TD

- By BEARS – 10/19/2008 vs. Minnesota (Zackary Bowman, muffed punt recovered in end zone)
 By Opp. – Never

Punt Returned for TD

- By BEARS – 12/31/2017 at Minnesota (Bryce Callahan, 59 yards)
 By Opp. – 10/15/2017 at Baltimore (Michael Campanaro, 77 yards)

100 or More Punt Return Yards by Individual

- By BEARS – 11/13/2011 vs. Detroit (Devin Hester, 122 yards, TD on 3 returns)
 By Opp. – 10/15/2017 at Baltimore (Michael Campanaro, 132 yards, TD on 2 returns)

Kickoff Returned for TD

- By BEARS – 10/20/2019 vs. New Orleans (Cordarrelle Patterson, 102 yards)
 By Opp. – 10/21/2018 vs. New England (Cordarrelle Patterson, 95 yards)

150 or More Kickoff Return Yards by Individual

- By BEARS – 10/20/2019 vs. New Orleans (Cordarrelle Patterson, 163 yards on 4 returns)
 By Opp. – 10/21/2018 vs. New England (Cordarrelle Patterson, 179 yards on 4 returns)

Recovered Own Onside Kick

By BEARS – 10/20/2019 vs. New Orleans (Cordarrelle Patterson recovered Eddy Piñeiro kick)
 By Opp. – 12/4/2013 at Green Bay (Jamari Lattimore recovered Mason Crosby kick)

5 Field Goals Made

By BEARS – 10/20/1968 at Philadelphia (Mac Percival, 5 for 5)
 By Opp. – 12/3/2017 vs. San Francisco (Robbie Gould, 5 for 5)

4 Field Goals Made

By BEARS – 12/29/2019 at Minnesota (Eddy Piñeiro, 4 for 4)
 By Opp. – 12/29/2019 at Minnesota (Dan Bailey, 4 for 4)

3 Field Goals Made

By BEARS – 10/29/2019 vs. Los Angeles (Eddy Piñeiro 3 for 5)
 By Opp. – 11/3/2019 at Philadelphia (Jake Elliott 3 for 3)

FG Made of 50-or-More Yards

By BEARS – 9/15/2019 vs. Denver (Eddy Piñeiro, 53 yards)
 By Opp. – 11/10/2019 vs. Detroit (Matt Prater, 54 yards)

COLD-WEATHER GAMES

Chicago has a reputation for its brisk lakefront weather and both Wrigley Field and Soldier Field have hosted at least a few knee-knocking games. However, none of the coldest NFL games on record were in Chicago. The five coldest:

- * -13 degrees (-48 wind chill): 12-31-67, Lambeau Field, Green Bay; NFL Championship Game (Packers 21, Cowboys 17).
- * -9 degrees (-59 wind chill): 1-10-82, Riverfront Stadium, Cincinnati; AFC Championship Game (Bengals 27, Chargers 7).
- * -6 degrees (-25 wind chill): 1-10-16, TCF Bank Stadium; NFC Divisional Playoff (Seahawks 10, Vikings 9).
- * -1 degree (-23 wind chill): 1-20-08, Lambeau Field; NFC Championship Game (NY Giants 23, Packers 20, ot).
- * 0 degrees (-32 wind chill): 1-15-94, Rich Stadium, Orchard Park, NY; AFC Divisional Playoff (Bills 29, LA Raiders 23).

WINDY CITY WEATHER

Chicago has hosted several "Bear Weather" games throughout franchise history. Fifteen of the 20 coldest games in Bears history have taken place in Chicago. The following are the 20 coldest games in team history:

Date	Opp.	Wind		Date	Opp.	Wind		Date	Opp.	Wind				
		Temp	Wind Chill			Temp	Wind Chill			Temp	Wind Chill			
12/3/72	at MIN	-2	11	-19	12/10/95	at CIN	10	16	-7	12/23/90	vs. TB	11	8	-1
12/18/83	vs. GB	3	14	-15	12/18/16	vs. GB	11	12	-4	1/5/86	vs. NYG	14	13	0
12/22/08	vs. GB	2	9	-13	12/19/04	vs. HOU	12	21	-7	12/18/05	vs. ATL	12	8	0
1/10/88	vs. WAS	4	12	-12	12/17/89	vs. GB	10	12	-5	12/15/63	vs. DET	15	13	1
12/5/70	at MIN	9	25	-12	12/29/63	vs. NYG	11	11	-3	12/20/81	vs. DEN	14	10	1
12/9/13	vs. DAL	8	14	-9	12/11/77	vs. GB	10	9	-3	12/26/93	vs. DET	13	8	2
11/28/76	at GB	6	11	-9	1/8/89	vs. SF	17	29	-3	12/11/94	at GB	15	11	2
					12/23/07	vs. GB	16	22	-2	Italics indicates playoff game				

Here are the temperatures for a few, famed inclement weather games in the Windy City:

- * 54 degrees (Rain, fog, S wind 15 mph): Sayers 6 TD game, 12-12-65, Wrigley Field (Bears 61, 49ers 20)
- * 39 degrees (W wind 23 mph): NFC Championship Game, 1-12-86, Soldier Field (Bears 24, LA Rams 0)
- * 29 degrees (SW wind 5 mph): "Fog Bowl" Playoff Game, 12-31-88, Soldier Field (Bears 20, Eagles 12)
- * 20 degrees, (NW wind 23 mph): Regular Season Finale, (Bears must win by 30+ points for playoff berth), 12-16-79, Soldier Field (Bears 42, St. Louis Cardinals 6)
- * 14 degrees (W wind 13 mph): Divisional Playoff Game, 1-5-86, Soldier Field (Bears 21, Giants 0)
- * 11 degrees (W wind 11 mph): NFL Championship Game, 12-29-63, Wrigley Field (Bears 14, Giants 10)

SCORING

Points

- *144 Kevin Butler, 1985 (51 XPs, 31 FGs)
- 132 Gale Sayers, 1965 (22 TDs)
- 84 Paul Edinger, 2000 (21 XPs, 21 FGs)

Touchdowns

- *22 Gale Sayers, 1965
- 12 Matt Forté, 2008
- Mike Ditka, 1961
- Harlon Hill, 1954

Field Goals

- 31 Kevin Butler, 1985
- 21 Robbie Gould, 2005
- Paul Edinger, 2000

RUSHING

Attempts

- 316 Matt Forté, 2008
- 296 Rashaan Salaam, 1995
- 278 Anthony Thomas, 2001

Yards

- 1,313 Jordan Howard, 2016
- 1,238 Matt Forté, 2008
- 1,183 Anthony Thomas, 2001
- 1,074 Rashaan Salaam, 1995

Touchdowns

- 14 Gale Sayers, 1965
- 10 Rashaan Salaam, 1995
- 8 Matt Forté, 2008
- Hugh Gallarneau, 1941
- Beattie Feathers, 1934



Matt Forte



Mitchell Trubisky

PASSING

Attempts

- 368 Kyle Orton, 2005
- 330 Mitchell Trubisky, 2017
- 235 Cade McNown, 1999

Completions

- 196 Mitchell Trubisky, 2017
- 190 Kyle Orton, 2005
- 127 Cade McNown, 1999

Yards

- 2,193 Mitchell Trubisky, 2017
- 1,869 Kyle Orton, 2005
- 1,501 Jim McMahon, 1982

Touchdowns

- 9 Kyle Orton, 2005
- Jim McMahon, 1982
- 8 Cade McNown, 1999
- Zeke Bratkowski, 1954

Interceptions

- 17 Zeke Bratkowski, 1954
- 13 Kyle Orton, 2005
- 11 Bob Avellini, 1975

* NFL Record

† Tied NFL Record

RECEIVING

Receptions

63	Matt Forté, 2008
56	Mike Ditka, 1961
53	Tarik Cohen, 2017

Yards

1,124	Harlon Hill, 1954
1,076	Mike Ditka, 1961
836	Willie Gault, 1983

Touchdowns

12	Mike Ditka, 1961
	Harlon Hill, 1954
8	Willie Gault, 1983

SACKS

12.0	Mark Anderson, DE, 2006
9.0	Wally Chambers, DT, 1973#
8.0	Brian Urlacher, LB, 2000

All sack statistics prior to 1982 are unofficial.

INTERCEPTIONS

10	Mark Carrier, 1990
8	Johnny Lujack, 1948
7	Charles Sumner, 1955

PUNTS

Punts

83	Dave Finzer, 1984
71	Pat O'Donnell, 2014



Mark Carrier

Mike Ditka



Average

44.8	George Gulyanics, 1947
44.0	Pat O'Donnell, 2014

PUNT RETURNS

Returns

*57	Lew Barnes, 1986
47	Devin Hester, 2006
43	Jeff Fisher, 1981

Yards

600	Devin Hester, 2006
509	Jeff Fisher, 1981
482	Lew Barnes, 1986

Touchdowns

3	Devin Hester, 2006
1	Five; Last: Tarik Cohen, 2017

KICKOFF RETURNS

Returns

32	Johnny Knox, 2009
29	Brian Baschnagel, 1976
27	Ike Hill, 1973

Yards

927	Johnny Knox, 2009
754	Brian Baschnagel, 1976
660	Gale Sayers, 1965

Touchdowns

2	Devin Hester, 2006
1	Four; Last: Johnny Knox, 2009



Patrick Mannelly

SERVICE PLAYER

Pro Bowls (Years are when Pro Bowl was played)

- 10 Mike Singletary, 1984-93
- 9 Walter Payton, 1976; 78-81; 84-87
- 8 Brian Urlacher, 2001-04; 06-07; 11-12
- Dick Butkus, 1966-73
- Doug Atkins, 1958-64; 66
- Bill George, 1955-62

Seasons

- 16 Patrick Mannelly, 1998-2013
- 14 Doug Buffone, 1966-79
- Bill George, 1952-65
- 13 Brian Urlacher, 2000-12
- Olin Kreutz, 1998-2010
- Keith Van Horne, 1981-93
- Steve McMichael, 1981-93
- Walter Payton, 1975-87
- Jim Osborne, 1972-84
- Clyde (Bulldog) Turner, 1940-52
- George Trafton, 1920-32

Games

- 245 Patrick Mannelly, 1998-2013
- 191 Olin Kreutz, 1998-2010
- Steve McMichael, 1981-93

Starts

- 184 Walter Payton, 1975-87
- 183 Olin Kreutz, 1998-2010
- 180 Brian Urlacher, 2000-12

Consecutive games

- 191 Steve McMichael, 1981-93
- 186 Walter Payton, 1975-87
- 179 Mike Hartenstine, 1975-86

COACH

Seasons

- *40 George Halas, 1920-29, 1933-42, 1946-55, 1958-67
- 11 Mike Ditka, 1982-92
- 9 Lovie Smith, 2004-12

Consecutive seasons

- 11 Mike Ditka, 1982-92
- 10 George Halas, 1958-67
- George Halas, 1946-55
- George Halas, 1933-42
- George Halas, 1920-29
- 9 Lovie Smith, 2004-12

SCORING

POINTS

Lifetime

- 1,207 Robbie Gould, 2005-15 (379 XP, 276 FG)
- 1,116 Kevin Butler, 1985-95 (387 XP, 243 FG)
- 750 Walter Payton, 1975-87 (125 TD)

Season

- 144 Kevin Butler, 1985 (51 XP, 31 FG)
- 143 Robbie Gould, 2006 (47 XP, 32 FG)
- 132 Gale Sayers, 1965 (22 TD)

Game

- 36 Gale Sayers, vs. SF, 12/12/65 (6 TD)
- 24 Last: Bobby Douglass, at GB, 11/4/73 (4 TD)

Consecutive games

- 150 Robbie Gould, 10/9/05-11/27/14
- 83 George Blanda, 10/28/51-11/9/58
- 66 Kevin Butler, 9/9/90-9/12/94

TOUCHDOWNS

(Rushes, receptions, & returns)

Lifetime

- 125 Walter Payton, 1975-87 (110-15-0)
- 71 Neal Anderson, 1986-93 (51-20-0)
- 59 Rick Casares, 1955-64 (49-10-0)

Season

- 22 Gale Sayers, 1965 (14-6-2)
- 16 Walter Payton, 1977; 1979 (14-2-0)
- 15 Neal Anderson, 1989 (11-4-0)

Game

- †6 Gale Sayers, vs. SF, 12/12/65 (4-1-1)
- 4 Last: Bobby Douglass, at GB, 11/4/73 (4-0-0)

Consecutive games

- 8 Rick Casares, 11/1/59-9/25/60
- 7 Last: Curtis Conway, 9/24-11/12/95

EXTRA POINTS MADE

Lifetime

- 387 Kevin Butler, 1985-95
- 379 Robbie Gould, 2005-15
- 247 George Blanda, 1949-58

Season

- 52 Roger Leclerc, 1965
- 51 Kevin Butler, 1985
- 47 Robbie Gould, 2006

Game

- 8 Bob Snyder, at NYG, 11/14/43
- 7 Last: Bob Thomas, vs. GB, 12/7/80

**Indicates 16-game record

* NFL Record

† Tied NFL Record

EXTRA POINT ATTEMPTS**Lifetime**

- 397 Kevin Butler, 1985-95
- 383 Robbie Gould, 2005-15
- 268 Bob Thomas, 1975-84

Season

- 52 Roger Leclerc, 1965
- Ray (Scooter) McLean, 1947
- 51 Kevin Butler, 1985
- 47 Robbie Gould, 2006
- George Blanda, 1956

Game

- 9 Bob Thomas, vs. GB, 12/7/80
- 8 Roger Leclerc, at BAL, 11/25/62
- George Blanda, vs. BAL, 10/21/56
- Bob Snyder, at NYG, 11/14/43

CONSECUTIVE EXTRA POINTS**Lifetime**

- 275 Robbie Gould, 12/18/05 - 9/22/13
- 156 George Blanda, 10/28/51 - 10/21/56
- 143 Mac Percival, 11/19/67 - 11/4/73

Season

- 52 Roger Leclerc, 1965
- 51 Kevin Butler, 1985
- 47 Robbie Gould, 2006

Game

- 8 Bob Snyder, at NYG, 11/14/43
- 7 Last: Bob Jencks, at LA Rams, 10/13/63

FIELD GOALS MADE**Lifetime**

- 276 Robbie Gould, 2005-15
- 243 Kevin Butler, 1985-95
- 128 Bob Thomas, 1975-84

Season

- 33 Robbie Gould, 2015
- 32 Robbie Gould, 2006
- 31 Robbie Gould, 2007
- Kevin Butler, 1985

Game

- 5 Mac Percival, at PHI, 10/20/68
- Roger Leclerc, vs. DET, 12/3/61
- 4 Last: Eddy Piñeiro, at MIN, 12/29/19

Long

- 58 Robbie Gould, vs. CIN, 9/8/13
- 57 Robbie Gould, at DEN, 12/11/11
- 55 Mike Nugent, at MIN, 12/31/17
- Robbie Gould, vs. MIN, 11/1/15
- Kevin Butler, at TB, 12/12/93
- Kevin Butler, vs. MIN, 10/25/93
- Bob Thomas, at LA Rams, 11/23/75

50+ Yards (lifetime)

- 23 Robbie Gould, 2005-15
- 16 Kevin Butler, 1985-95
- 13 Paul Edinger, 2000-04

50+ Yards (season)

- 7 Robbie Gould, 2015
- 6 Robbie Gould, 2011
- 5 Paul Edinger, 2002
- Kevin Butler, 1993

FIELD GOAL ATTEMPTS**Lifetime**

- 332 Kevin Butler, 1985-95
- 323 Robbie Gould, 2005-15
- 205 Bob Thomas, 1975-84

Season

- 41 Kevin Butler, 1986
- 39 Robbie Gould, 2015
- 38 Kevin Butler, 1985

Game

- 7 Roger Leclerc, vs. GB, 11/17/63
- 6 Last: Kevin Butler, at GB, 11/8/87
- 5 Last: Olindo Mare, vs. DET, 12/30/12

CONSECUTIVE FIELD GOALS**Lifetime**

- 26 Robbie Gould, 12/25/05 - 11/19/06
- 24 Kevin Butler, 10/16/88 - 12/3/89
- 21 Jeff Jaeger, 11/3/96 - 11/16/97

Game (no misses)

- 5 Mac Percival, at PHI, 10/20/68
- Roger Leclerc, vs. DET, 12/3/61
- 4 Last: Eddy Piñeiro, at MIN, 12/29/19

Games

- 22 Robbie Gould, 10/23/05 - 11/26/06
- 16 Robbie Gould, 11/11/07 - 11/6/08
- Robbie Gould, 12/20/10 - 12/11/11
- 13 Kevin Butler, 9/9 - 12/9/90
- Kevin Butler, 11/10/85 - 10/12/86

FIELD GOAL PCT.**Lifetime (25+ attempts)**

- 85.4 Robbie Gould, 2005-15 (276-of-323)
- 82.1 Eddy Piñeiro, 2019 (23-of-28)
- 76.7 Cody Parkey, 2018 (23-of-30)

Season (10+)

- 89.7 Robbie Gould, 2013 (26-of-29)
- Robbie Gould, 2008 (26-of-29)
- 88.9 Robbie Gould, 2006 (32-of-36)

MISSED FIELD GOAL RETURNS**Touchdowns**

- 1 Nathan Vasher, vs. SF, 11/13/05 (108 yards)
- Devin Hester, at NYG, 11/12/06 (108 yards)

TWO-POINT CONVERSIONS (Since 1994)**Lifetime**

- 6 Matt Forté, 2008-15
- 2 Adam Shaheen, 2017-19
- Martellus Bennett, 2013-15
- Brandon Marshall, 2012-14

Season

- 2 Matt Forté, 2014
- Martellus Bennett, 2014
- Brandon Marshall, 2013

- 1 31 times, Last: A. Shaheen, vs. NO 10/20/19

Game

- 1 34 times, Last: A. Shaheen, vs. NO 10/20/19

**Indicates 16-game record

* NFL Record

† Tied NFL Record

SAFETIES**Lifetime**

- 3 Steve McMichael, 1981-93
- 2 Leonard Floyd, 2016-2019

NET YARDS

(Rushes, receptions, & returns)

ATTEMPTS**Lifetime**

- 4,368 Walter Payton, 1975-87
- 2,522 Matt Forté, 2008-15
- 1,619 Neal Anderson, 1986-93

Season

- 427 Walter Payton, 1984
- 402 Walter Payton, 1979
- 383 Walter Payton, 1978

Game

- 41 Walter Payton, vs. MIN, 11/20/77;
at BUF, 10/7/79
- 40 James Allen, vs. NE, 12/10/00
Walter Payton, at DAL, 11/26/81
- 39 Walter Payton, vs. SD, 10/25/81

YARDS**Lifetime**

- 21,803 Walter Payton, 1975-87
- 12,718 Matt Forté, 2008-15
- 10,196 Devin Hester, 2006-13

Season

- 2,440 Gale Sayers, 1966
- 2,272 Gale Sayers, 1965
- 2,216 Walter Payton, 1977

Game

- 339 Gale Sayers, vs. MIN, 12/18/66
- 336 Gale Sayers, vs. SF, 12/12/65
- 317 Devin Hester, at DET, 9/30/07

RUSHING**ATTEMPTS****Lifetime**

- 3,838 Walter Payton, 1975-87
- 2,035 Matt Forté, 2008-15
- 1,515 Neal Anderson, 1986-93

Season

- 381 Walter Payton, 1984
- 369 Walter Payton, 1979
- 339 Walter Payton, 1977; 1981

Game

- 40 Walter Payton, vs. MIN, 11/20/77
- 39 Walter Payton, at BUF, 10/7/79
- 38 Walter Payton, at DAL, 11/26/81

YARDS GAINED**Lifetime**

- 16,726 Walter Payton, 1975-87
- 8,602 Matt Forté, 2008-15
- 6,166 Neal Anderson, 1986-93

Season

- 1,852 Walter Payton, 1977
- 1,684 Walter Payton, 1984
- 1,610 Walter Payton, 1979

Game

- 275 Walter Payton, vs. MIN, 11/20/77
- 205 Matt Forté, vs. CAR, 10/2/11
- Walter Payton, at GB, 10/30/77
- Gale Sayers, at GB, 11/3/68

Long

- 86 Bill Osmanski, (TD) 10/15/39
- 85 Pete Stinchcomb, (TD) 11/20/21
- 82 Beattie Feathers, (TD) 10/10/34

1,000 YARDS**Seasons**

- 10 Walter Payton, 1976-81, 1983-86
- 5 Matt Forté, 2008, 2010, 2012-14
- 3 Neal Anderson, 1988-90
- 2 Jordan Howard, 2016-17
- Thomas Jones, 2005-06
- Anthony Thomas, 2001, 2003
- Gale Sayers, 1966, 1969

Consecutive seasons

- 6 Walter Payton, 1976-81
- 4 Walter Payton, 1983-86
- 3 Neal Anderson, 1988-90
- Matt Forté, 2012-14

200-YARD GAMES**Lifetime**

- 2 Walter Payton, 1975-87
- 1 Matt Forté, 2008-15
- Gale Sayers, 1965-71

Season

- 2 Walter Payton, 1977
- 1 Matt Forté, 2011
- Gale Sayers, 1968

100-YARD GAMES**Lifetime**

- 77 Walter Payton, 1975-87
- 24 Matt Forté, 2008-15
- 20 Gale Sayers, 1965-71

Season

- 10 Walter Payton, 1977, 1985
- 9 Walter Payton, 1979, 1984
- 8 Walter Payton, 1980

Consecutive games

- 10 Walter Payton, 10/13-12/8/85
- 6 Walter Payton, 9/9-10/14/84
- 5 Walter Payton, 11/13-12/11/77

AVERAGE GAIN**Lifetime (250+ attempts)**

- 6.6 Bobby Douglass, 1969-75
- 5.8 Beattie Feathers, 1934-37
- 5.0 Gale Sayers, 1965-71

Season (100+)

- *8.4 Beattie Feathers, 1934
- 6.9 Bobby Douglass, 1972
- 6.2 Gale Sayers, 1968

Game (10+)

- 11.8 Joe Maniaci, at PIT, 10/2/39
- 11.6 Gale Sayers, vs. MIN, 12/18/66
- 11.2 Rick Casares, vs. DET, 12/16/56

**Indicates 16-game record

* NFL Record † Tied NFL Record

TOUCHDOWNS**Lifetime**

- 110 Walter Payton, 1975-87
- 51 Neal Anderson, 1986-93
- 49 Rick Casares, 1955-64

Season

- 14 Walter Payton, 1977; 1979
Gale Sayers, 1965
- 13 Walter Payton, 1976
- 12 Neal Anderson, 1988
- Rick Casares, 1956

Game

- 4 Bobby Douglass, at GB, 11/4/73
- Gale Sayers, vs. SF, 12/12/65
- Rick Casares, vs. PIT, 12/6/59 at SF, 10/28/56
- 3 Last: Jordan Howard vs. SF, 12/4/16

Consecutive games

- 7 Walter Payton, 10/3-11/14/76
- Gale Sayers, 10/26-12/6/69
- 6 Gale Sayers, 11/14-12/19/65
- Rick Casares, 11/1-12/6/59
- Johnny Lujack, 10/1-11/12/50
- Beattie Feathers, 9/30-10/28/34
- 5 Last: Neal Anderson, 10/7-11/11/90

PASSING**QB RATING****Lifetime (400+ attempts)**

- 85.8 Mitchell Trubisky, 2017-19
- 85.2 Jay Cutler, 2009-16
- 80.7 Erik Kramer, 1994-98

Season (100+ attempts)

- 109.0 Josh McCown, 2013
- 107.8 Sid Luckman, 1943
- 98.0 Brian Hoyer, 2016

ATTEMPTS**Lifetime**

- 3,271 Jay Cutler, 2009-16
- 1,759 Jim Harbaugh, 1987-93
- 1,744 Sid Luckman, 1939-50

Season

- 561 Jay Cutler, 2014
- 555 Jay Cutler, 2009
- 522 Erik Kramer, 1995

Game

- 60 Erik Kramer, vs NYJ, 11/16/97
- 57 Bill Wade, at WAS, 10/25/64
- 54 Mitchell Trubisky, vs. NO, 10/20/19

COMPLETIONS**Lifetime**

- 2,020 Jay Cutler, 2009-16
- 1,023 Jim Harbaugh, 1987-93
- 913 Erik Kramer, 1994-98

Season

- 370 Jay Cutler, 2014
- 336 Jay Cutler, 2009
- 326 Mitchell Trubisky, 2019



Jay Cutler

Game

- 36 Josh McCown, at STL, 11/24/13
- 34 Mitchell Trubisky, vs. NO, 10/20/19
- Jay Cutler, vs. BUF, 9/7/14
- Brian Griese, at DET, 9/30/07
- Jim Miller, vs. MIN, 11/14/99
- 33 Bill Wade, at WAS, 10/25/64
- Brian Hoyer, at IND, 10/9/16

Consecutive

- 15 Shane Matthews, vs. NE, 12/10/00
- 14 Steve Walsh, at MIN, 12/1/94
- 13 Jim Harbaugh, at GB, 10/23/92
- Rudy Bukich, 11/22-11/26/64

Long

- 98 Bill Wade, at DET, 10/8/61 (TD to Farrington)
- 93 Jack Concannon, vs. StL Cards, 11/19/67
(TD to Gordon)
- 91 Ed Brown, vs. SF, 10/16/60 (TD to Dewveall)

COMPLETION PERCENTAGE**Lifetime (300+ completions)**

- 63.4 Mitchell Trubisky, 2017-19 (811 of 1,280)
- 61.8 Jay Cutler, 2009-16 (2,020 of 3,271)
- 61.1 Shane Matthews, 1996, 99-01 (366 of 599)

Season (75+ completions)

- 67.0 Brian Hoyer, 2016 (134 of 200)
- 66.6 Mitchell Trubisky, 2018 (289 of 434)
- 66.5 Josh McCown, 2013 (149 of 224)

Game (10+ completions)

- 86.7 Bob Williams, vs. DAL, 10/12/52 (13 of 15)
- 86.2 Mitchell Trubisky vs. SF, 12/23/18 (25 of 29)
- 83.3 Bill Wade, vs. BAL, 11/8/64 (10 of 12)
- Ed Brown, at DET, 11/20/55 (15 of 18)
- Gene Ronzani, vs. DET, 10/22/44 (10 of 12)

**Indicates 16-game record

* NFL Record

† Tied NFL Record

YARDS**Lifetime**

- 23,443 Jay Cutler, 2009-16
14,686 Sid Luckman, 1939-50
11,567 Jim Harbaugh, 1987-93

Season

- 3,838 Erik Kramer, 1995
3,812 Jay Cutler, 2014
3,666 Jay Cutler, 2009

Game

- 468 Johnny Lujack, vs. Chi. Cards, 12/11/49
466 Bill Wade, at DAL, 11/18/62
433 Sid Luckman, at NYG, 11/14/43

300-YARD GAMES**Lifetime**

- 16 Jay Cutler, 2009-16
9 Bill Wade, 1961-66
7 Mitchell Trubisky, 2017-19
Erik Kramer, 1994-98

Season

- 4 Mitchell Trubisky, 2018
Brian Hoyer, 2016
Jay Cutler, 2014
Bill Wade, 1962

Consecutive games

- 4 Brian Hoyer, 9/25-10/16/16
3 Mitchell Trubisky, 9/30-10/21/18
Josh McCown, 11/24-12/9/13
2 Last: Jay Cutler, 9/29-10/6/13

TOUCHDOWN PASSES**Lifetime**

- 154 Jay Cutler, 2009-16
137 Sid Luckman, 1939-50
68 Bill Wade, 1961-66

Season

- 29 Erik Kramer, 1995
28 Jay Cutler, 2014
Sid Luckman, 1943
27 Jay Cutler, 2009

Game

- †7 Sid Luckman, at NYG, 11/14/43
6 Mitchell Trubisky, vs. TB, 9/30/18
Johnny Lujack, vs. Chi. Cards, 12/11/49
5 Ray Buivid, vs. Chi. Cards, 12/5/37

Consecutive games

- 19 Sid Luckman, 11/22/42-11/26/44
18 Jay Cutler, 11/10/2013-12/15/14
14 Sid Luckman, 10/12/47-10/17/48

PASSES INTERCEPTED**Lifetime**

- 132 Sid Luckman, 1939-50
109 Jay Cutler, 2009-16
88 Ed Brown, 1954-61

Season

- 31 Sid Luckman, 1947
26 Jay Cutler, 2009
24 Bill Wade, 1962
George Blanda, 1953

Game

- 7 Edmund (Zeke) Bratkowski, at BAL, 10/2/60
5 Last: Matt Barkley, vs. WAS, 12/24/16

PASSES NOT INTERCEPTED**Consecutive**

- 205 Kyle Orton, 9/28-11/30/08
200 Brian Hoyer, 9/19-10/20/16
174 Erik Kramer, 11/19-12/24/95

Game

- 54 Mitchell Trubisky, vs. NO, 10/20/19
50 Erik Kramer, at MIA, 10/27/97
49 Brian Hoyer, at DAL, 9/25/16 & vs. JAX, 10/16/16

LOWEST INTERCEPTION PCT.**Lifetime (400+ attempts)**

- 2.30 Mitchell Trubisky, 2017-19, 29 int, 1,280 att)
2.69 Jim Miller, 1998-2002 (26 int, 965 att)
2.89 Erik Kramer, 1994-98 (45 int, 1,557 att)

Season (100+ attempts)

- 0.00 Brian Hoyer, 2016 (0 int, 200 att)
0.40 Josh McCown, 2013 (1 int, 224 att)
1.40 Jim McMahon, 1984 (2 int, 143 att)

AVERAGE GAIN PER ATTEMPT**Lifetime (400+ passes)**

- 8.42 Sid Luckman, 1939-50
8.23 Bernie Masterson, 1934-40
7.79 Johnny Lujack, 1948-51

Season (100+)

- 10.860 Sid Luckman, 1943
9.924 Sid Luckman, 1941
9.923 Ed Brown, 1956

Game (10+)

- 17.1 Charlie O'Rourke, at DET, 11/22/42
16.9 Sid Luckman, at Cle. Rams, 10/5/41
16.7 Gene Ronzani, vs. DET, 10/22/44

RECEIVING**RECEPTIONS****Lifetime**

- 492 Walter Payton, 1975-87
356 Johnny Morris, 1958-67
329 Marty Booker, 1999-2003; 2008
Curtis Conway, 1993-99

Season

- 118 Brandon Marshall, 2012
102 Matt Forte, 2014
100 Brandon Marshall, 2013
Marty Booker, 2001
98 Allen Robinson II, 2019

Game

- 14 Jim Keane, at NYG, 10/23/49
13 Bobby Engram, at STL, 12/26/99
Mike Ditka, at WAS, 10/25/64
12 Last: Tarik Cohen at NYG, 12/2/18

Consecutive Games

- 60 Marty Booker, 9/24/00-12/28/03; 9/7-9/21/08
57 Bobby Engram, 10/6/96-9/17/00
55 Alshon Jeffery, 12/23/12-1/1/17

**Indicates 16-game record

* NFL Record

† Tied NFL Record

YARDS**Lifetime**

- 5,059 Johnny Morris, 1958-67
- 4,616 Harlon Hill, 1954-61
- 4,549 Alshon Jeffery, 2012-16

Season

- 1,508 Brandon Marshall, 2012
- 1,421 Alshon Jeffery, 2013
- 1,400 Marcus Robinson, 1999

Game

- 249 Alshon Jeffery, at MIN, 12/1/13
- 218 Alshon Jeffery, vs. NO, 10/6/13
- 214 Harlon Hill, at SF, 10/31/54

Long

- 98 John Farrington (TD), 10/8/61
- 93 Dick Gordon (TD), 11/19/67
- 91 Willard Dewveall (TD), 10/16/60

1,000 YARDS**Seasons**

- 2 Alshon Jeffery, 2013-14
- Brandon Marshall, 2012-13
- Marty Booker, 2001-02
- Curtis Conway, 1995-96
- Harlon Hill, 1954, 1956
- 1 Last: Allen Robinson II, 2019

100-YARD GAMES**Lifetime**

- 19 Harlon Hill, 1954-61
- 15 Brandon Marshall, 2012-14
- Johnny Morris, 1958-67
- 14 Mike Ditka, 1961-66

Season

- 7 Brandon Marshall, 2012
- Jeff Graham, 1995
- Harlon Hill, 1954
- Ken Kavanaugh, 1947
- 6 Brandon Marshall, 2013
- Johnny Morris, 1964
- Harlon Hill, 1956
- 5 Alshon Jeffery, 2013
- Marcus Robinson, 1999
- Mike Ditka, 1961

Consecutive Games

- 3 Alshon Jeffery, 10/18-11/9/15
- Jeff Graham, 11/5-11/19/95
- Harlon Hill, 11/11-11/25/56
- 2 Last: Cameron Meredith, 12/18-12/24/16

AVERAGE GAIN**Lifetime (100+ attempts)**

- 22.4 Ken Kavanaugh, 1940-41, 45-50
- 21.7 Ray (Scooter) McLean, 1940-47
- 20.4 Harlon Hill, 1954-61

Season (30+)

- 25.6 Ken Kavanaugh, 1947
- 25.0 Harlon Hill, 1954
- 24.0 Harlon Hill, 1956

Game (4+)

- 44.8 Dick Gordon, vs. StL Cards, 11/19/67

41.0 Ricky Proehl, at DET, 11/27/97

37.5 Gene Schroeder, vs. Chi. Cards, 12/16/51

TOUCHDOWNS**Lifetime**

- 50 Ken Kavanaugh, 1940-41, 45-50
- 40 Harlon Hill, 1954-61
- 35 Dick Gordon, 1965-71

Season

- 13 Dick Gordon, 1970
- Ken Kavanaugh, 1947
- 12 Brandon Marshall, 2013
- Curtis Conway, 1995
- Mike Ditka, 1961
- Harlon Hill, 1954

Game

- 4 Mike Ditka, at L.A. Rams, 10/13/63
- Harlon Hill, at SF, 10/31/54
- 3 Last: Taylor Gabriel, at WAS, 9/23/19

Consecutive Games

- 7 Curtis Conway, 9/24-11/12/95
- Ken Kavanaugh, 11/2-12/14/47
- 5 Dennis McKinnon, 9/8-10/5/85
- Mike Ditka, 10/22-11/19/61

INTERCEPTIONS**INTERCEPTIONS BY****Lifetime**

- 38 Gary Fencik, 1976-87
- 37 Richie Petitbon, 1959-68
- 36 Charles Tillman, 2003-14

Season

- 10 Mark Carrier, 1990
- 9 Tim Jennings, 2012
- Roosevelt Taylor, 1963
- 8 Nathan Vasher, 2005
- Vestee Jackson, 1988
- Richie Petitbon, 1963
- Johnny Lujack, 1948
- Clyde (Bulldog) Turner, 1942

Game

- 3 Mark Carrier, at WAS, 12/9/90
- Ross Brupbacher, vs. DEN, 12/12/76
- Curtis Gentry, vs. StL Cards, 11/19/67
- Richie Petitbon, at GB, 9/24/67
- Johnny Lujack, at GB, 9/26/48
- Bob Margarita, vs. DET, 11/11/45
- 2 Last: Ha Ha Clinton-Dix, at WAS, 9/23/19

Consecutive Games

- 4 Last: Tim Jennings, 1/1-9/23/12

YARDS RETURNED**Lifetime**

- 675 Charles Tillman, 2003-14
- 643 Richie Petitbon, 1959-68
- 485 Bennie McRae, 1962-70

Season

- 212 Richie Petitbon, 1962
- 182 J.C. Caroline, 1956
- 177 Nathan Vasher, 2004

**Indicates 16-game record

* NFL Record

† Tied NFL Record

Game

- 101 Richie Petitbon, vs. LA Rams, 12/9/62 (TD)
 96 Ha Ha Clinton-Dix, at WAS, 9/23/19
 Roosevelt Taylor, at PHI, 10/20/68 (TD)
 Clyde (Bulldog) Turner, at WAS, 10/26/47 (TD)

Long

(Same as "Game")

TOUCHDOWNS**Lifetime**

- 8 Charles Tillman, 2003-14
 5 Lance Briggs, 2003-14
 4 Mike Brown, 2000-07
 Bennie McRae, 1962-70

Season

- 3 Charles Tillman, 2012
 2 8 times; Last: Eddie Jackson, 2018

Game

- 1 Last: Ha Ha Clinton-Dix, at WAS, 9/23/19

PUNTING**PUNTS****Lifetime**

- 884 Bob Parsons, 1972-83
 878 Brad Maynard, 2001-10
 833 Bobby Joe Green, 1962-73

Season

- †114 Bob Parsons, 1981
 108 Brad Maynard, 2004
 99 Bob Parsons, 1976

Game

- 14 Keith Molesworth, 12/10/33
 12 Todd Sauerbrun, 10/5/97
 11 Last: Adam Podlesh, 12/11/11

YARDS**Lifetime**

- 36,781 Brad Maynard, 2001-10
 35,057 Bobby Joe Green, 1962-73
 34,180 Bob Parsons, 1972-83

Season

- 4,638 Brad Maynard, 2004
 4,531 Bob Parsons, 1981
 4,087 Pat O'Donnell, 2017

Game

- 526 Adam Podlesh, at DEN, 12/11/11
 524 Todd Sauerbrun, vs. NO, 10/5/97
 517 Keith Molesworth, vs. GB, 12/10/33

Long

- 94 Joe Lintzenich, vs. NYG, 11/15/31
 87 Dave Finzer, vs. NO, 10/7/84
 81 Bob Parsons, vs. NE, 12/5/82

GROSS AVERAGE**Lifetime (75+ punts)**

- 44.9 Pat O'Donnell, 2014-19
 44.5 George Gulyanics, 1947-52
 42.3 Adam Podlesh, 2011-13

Season (30+)

- 47.0 Pat O'Donnell, 2017
 46.5 Bobby Joe Green, 1963
 45.0 Pat O'Donnell, 2018

**Indicates 16-game record

Game (4+)

- 57.4 Pat O'Donnell, at Den, 9/15/19
 57.3 Fred Morrison, vs. LA Rams, 11/16/52
 54.6 Maury Buford, vs. GB, 10/21/85

INSIDE 20**Lifetime**

- 284 Brad Maynard, 2001-10
 158 Bob Parsons, 1972-83
 153 Pat O'Donnell, 2014-19

Season

- 40 Brad Maynard, 2008
 36 Brad Maynard, 2001
 34 Adam Podlesh, 2012
 Brad Maynard, 2004

Game

- 6 Brad Maynard, at GB, 12/9/01
 5 Brad Maynard, at MIN, 11/30/08
 Brad Maynard, vs. TB, 12/17/06
 Bob Parsons, at HOU, 11/6/77

HAD BLOCKED**Lifetime**

- 5 Ed Brown, 1954-61
 Bob Parsons, 1972-83
 Maury Buford, 1985-86; 89-91
 4 Pat O'Donnell, 2014-19

Season

- 2 Brad Maynard, 2003
 Ray Stachowicz, 1983
 Jon Kilgore, 1968

Game

- 2 Ray Stachowicz, at MIN, 12/11/83
 Jon Kilgore, at LAR, 12/8/68
 1 Last: Pat O'Donnell, vs. NO, 10/20/19

PUNT RETURNS**RETURNS****Lifetime**

- 264 Devin Hester, 2006-13
 127 Dennis McKinnon, 1983-85; 87-89
 123 Jeff Fisher, 1981-84

Season

- 58 Jeff Fisher, 1984
 57 Lew Barnes, 1986
 47 Devin Hester, 2006

Game

- 8 Jeff Fisher, at DET, 12/16/84
 7 R.W. McQuarters, vs. WAS, 10/17/04
 Dennis McKinnon, at GB, 12/4/83
 Steve Schubert, at TB, 12/4/77
 Ron Smith, at CLE, 10/15/72
 George McAfee, vs. GB, 10/15/50
 6 Last: Devin Hester, at OAK, 11/11/07

YARDS**Lifetime**

- 3,241 Devin Hester, 2006-13
 1,431 George McAfee, 1940-41; 45-50
 1,171 Dennis McKinnon, 1983-85; 87-89

* NFL Record

† Tied NFL Record

Season

651	Devin Hester, 2007
600	Devin Hester, 2006
564	Devin Hester, 2010

Game

152	Devin Hester, at ARZ, 10/16/06
143	Devin Hester, vs. KC, 9/16/07
134	Gale Sayers, vs. SF, 12/12/65
	Dennis McKinnon, vs. NYG, 9/14/87

Long

95	Johnny Bailey (TD), vs. KC, 12/29/90
94	Dennis McKinnon (TD), vs. NYG, 9/14/87
93	Glyn Milburn (TD), at TB, 9/20/98

AVERAGE**Lifetime (50+ returns)**

*12.8	George McAfee, 1940-41; 45-50
12.3	Devin Hester, 2006-13
11.3	J.R. Boone, 1948-51

Season (15+ returns)

17.1	Devin Hester, 2010
16.2	Devin Hester, 2011
15.5	Devin Hester, 2007

Game (3+)

40.7	Devin Hester, vs. DET, 11/13/11
36.0	George McAfee, vs. LA Rams, 10/10/48
34.0	Ray (Scooter) McLean, vs. Chi. Cards 10/11/42

TOUCHDOWNS**Lifetime**

*13	Devin Hester, 2006-13
3	Dennis McKinnon, 1983-85; 87-89
	Steve Schubert, 1975-79
	Ray (Scooter) McLean, 1940-47
2	R.W. McQuarters, 2000-04
	Gale Sayers, 1965-71
	George McAfee, 1940-41; 45-50

Season

†4	Devin Hester, 2007
3	Devin Hester, 2010
	Devin Hester, 2006
2	Devin Hester, 2011
	Dennis McKinnon, 1987

Game

1	Last: Bryce Callahan, at MIN, 12/31/17
---	--

FAIR CATCHES**Lifetime**

79	Devin Hester, 2006-13
66	Glyn Milburn, 1998-2001
55	Tarik Cohen, 2017-19

Season

26	Glyn Milburn, 2000
22	Marc Mariani, 2015
21	Tarik Cohen, 2018
	Steve Schubert, 1978

Game

6	Bobby Ingram, vs. MIN, 9/15/96
5	Last: Devin Hester, at DEN, 12/11/11
4	Last: Tarik Cohen, vs. MIN, 9/29/19

KICKOFF RETURNS**RETURNS****Lifetime**

222	Devin Hester, 2006-13
192	Glyn Milburn, 1998-2001
	Dennis Gentry, 1982-92
119	Jerry Azumah, 1999-2005

Season

63	Glyn Milburn, 2000
62	Glyn Milburn, 1998
61	Glyn Milburn, 1999

Game

10	Chris Williams, at GB, 11/9/14
9	Ahmad Merritt, at SF, 9/7/03
8	Brian Baschnagel, at HOU, 11/6/77

YARDS**Lifetime**

5,504	Devin Hester, 2006-13
4,596	Glyn Milburn, 1998-2001
4,353	Dennis Gentry, 1982-92

Season

1,550	Glyn Milburn, 1998
-------	--------------------

1,468	Glyn Milburn, 2000
-------	--------------------

1,436	Devin Hester, 2013
-------	--------------------

Game

288	Chris Williams, at GB, 11/9/14
249	Devin Hester, vs. MIN, 9/15/13
225	Devin Hester, at STL, 12/11/06

Long

103	Gale Sayers, at PIT, 9/17/67 (TD)
102	Cordarrelle Patterson, vs. NO, 10/20/19 (TD)
102	Johnny Knox, vs. DET, 10/4/09 (TD)

AVERAGE**Lifetime (50+ returns)**

*30.6	Gale Sayers, 1965-71
26.8	Danieal Manning, 2006-10
26.6	Ron Smith, 1965; 70-72

Season (1+ per game)

37.7	Gale Sayers, 1967
32.7	Cecil Turner, 1970
31.7	Walter Payton, 1975

Game (3+)

56.3	Devin Hester, at STL, 12/11/06
52.0	Cecil Turner, at NYG, 9/19/70
48.7	Dick Gordon, at LA Rams, 9/16/66

TOUCHDOWNS**Lifetime**

†6	Gale Sayers, 1965-71
5	Devin Hester, 2006-13
4	Cecil Turner, 1968-73

Season

†4	Cecil Turner, 1970
3	Gale Sayers, 1967
2	Last: Devin Hester, 2007

Game

†2	Devin Hester, at STL, 12/11/06
1	Last: Cordarrelle Patterson, vs. NO, 10/20/19

**Indicates 16-game record

* NFL Record

† Tied NFL Record

COMBINED RETURNS

RETURNS

Season

- 98 Glyn Milburn, 2000, p-35, k-63
- 91 Glyn Milburn, 1999, p-30, k-61
- 87 Glyn Milburn, 1998, p-25, k-62

YARDS

Lifetime

- 8,745 Devin Hester, 2006-13, p-3,241, k-5,504
- 5,566 Glyn Milburn, 1998-2001, p-970, k-4,596
- 4,477 Dennis Gentry, 1982-92, p-124, k-4,353

Season

- 1,841 Glyn Milburn, 1999, p-291, k-1,550
- 1,772 Glyn Milburn, 1998, p-346, k-1,426
- 1,768 Glyn Milburn, 2000, p-300, k-1,468

Game

- 314 Devin Hester, at DET, 9/30/07, p-95, k-219
- 249 Devin Hester, vs. MIN, 9/15/13, p-0, k-249
- 246 Devin Hester, at STL, 12/11/06, p-21, k-225

TOUCHDOWNS

Lifetime

- *18 Devin Hester, 2006-13, p-13, k-5
- 8 Gale Sayers, 1965-71, p-2, k-6
- 4 Cecil Turner, 1968-73, p-0, k-4

Season

- *6 Devin Hester, 2007, p-4, k-2
- 5 Devin Hester, 2006, p-3, k-2
- 4 Cecil Turner, 1970, k-4
- Gale Sayers, 1967, p-1, k-3

Game

- †2 Devin Hester, vs. DEN, 11/25/07
- Devin Hester, at STL, 12/11/06

FUMBLES

FUMBLES

Lifetime

- 85 Walter Payton, 1975-87
- 59 Jay Cutler, 2009-16
- 38 Jim Harbaugh, 1987-93

Season

- 15 Jim Harbaugh, 1993
- 14 Gary Huff, 1974
- 13 Carl Garrett, 1973

Game

- 4 Last: Bobby Wade, vs. SF, 11/13/05
- 3 Last: Jay Cutler, at NYG, 10/3/10

RIDICULOUS RETURNER

Former Bears returner Devin Hester became the NFL's all-time leader in return touchdowns when he brought back a Tampa Bay punt 62 yards for a score for the Falcons on Sept. 18, 2014. The majority of those returns came in a Bears uniform as Hester finished his Bears career in 2013 with 19 return TDs, tied with Deion Sanders for the NFL record. While wearing the orange and blue he set records for career kick return touchdowns (18) and career punt return touchdowns (13) which he extended with the record-breaker in 2014.

The following is a list of each of Hester's return touchdowns.

DEVIN HESTER'S KICKOFF/PUNT RETURN TOUCHDOWNS

Date	Opponent	Site	Distance	Result
Sept. 10, 2006	Green Bay	Lambeau Field	84-yard punt return	W, 26-0
Oct. 16, 2006	Arizona	U. of Phoenix Stadium	83-yard punt return	W, 24-23
Nov. 12, 2006	NY Giants	Giants Stadium	108-yard missed FG return*	W, 38-20
Dec. 3, 2006	Minnesota	Soldier Field	45-yard punt return	W, 23-13
Dec. 11, 2006	St. Louis	Edward Jones Dome	94-yard kickoff return	W, 42-27
Dec. 11, 2006	St. Louis	Edward Jones Dome	96-yard kickoff return	W, 42-27
Feb. 4, 2007	Indianapolis	Dolphin Stadium#	92-yard kickoff return*	L, 17-29
Sept. 16, 2007	Kansas City	Soldier Field	73-yard punt return	W, 20-10
Sept. 30, 2007	Detroit	Ford Field	97-yard kickoff return	L, 27-37
Oct. 14, 2007	Minnesota	Soldier Field	89-yard punt return	L, 31-34
Nov. 25, 2007	Denver	Soldier Field	75-yard punt return	W, 37-34 ot
Nov. 25, 2007	Denver	Soldier Field	88-yard kickoff return	W, 37-34 ot
Dec. 30, 2007	New Orleans	Soldier Field	64-yard punt return	W, 33-25
Sept. 27, 2010	Green Bay	Soldier Field	62-yard punt return	W, 20-17
Oct. 17, 2010	Seattle	Soldier Field	89-yard punt return	L, 20-23
Dec. 20, 2010	Minnesota	TCF Bank Stadium	64-yard punt return	W, 40-14
Oct. 2, 2011	Carolina	Soldier Field	69-yard punt return	W, 34-29
Oct. 16, 2011	Minnesota	Soldier Field	98-yard kickoff return	W, 39-10
Nov. 13, 2011	Detroit	Soldier Field	82-yard punt return	W, 37-13
Oct. 20, 2013	Washington	FedExField	81-yard punt return	L, 41-45
With Atlanta				
Sept. 18, 2014	Tampa Bay	Georgia Dome	62-yard punt return	W, 56-14

* Does not count toward overall return kick return touchdowns; # Super Bowl XLI

**Indicates 16-game record

* NFL Record

† Tied NFL Record

OWN TEAM RECOVERED**Lifetime**

- 18 Walter Payton, 1975-87
- 14 Devin Hester, 2006-13
- 13 Gale Sayers, 1965-71

Season

- 7 Gary Huff, 1974
- 6 Jack Concannon, 1970
- 5 Jay Cutler, 2009
- Walter Payton, 1977
- Bobby Douglass, 1972

Game

- 3 Gary Huff, vs. DET, 9/15/74

OPPONENTS' RECOVERED**Lifetime**

- 25 Dick Butkus, 1965-73
- 22 Joe Fortunato, 1955-66
- 17 Mike Hartenstine, 1975-86

Season

- 6 Dick Butkus, 1965
- 5 Ed O'Bradovich, 1962
- 4 Last: Julius Peppers & Kelvin Hayden, 2012

Game

- †³ John Thiery, vs. HOU, 10/22/95
- Virgil Livers, at MIN, 10/5/75
- 2 Last: John Timu, at TB, 12/27/15

YARDS ADVANCED OWN FUMBLES**Lifetime**

- 47 Roosevelt Williams, 2002
- 36 John Adams, 1959-62
- 24 Ike Hill, 1973-74

Season

- 47 Roosevelt Williams, 2002
- 36 John Adams, 1959-62
- 24 Ike Hill, 1973-74

Game (Same as "Season")**Long** (Same as "Season")**YARDS RETURNED OPPONENTS' FUMBLES****Lifetime**

- 221 Mike Brown, 2000-08
- 191 Brian Urlacher, 2000-12
- 143 Eddie Jackson, 2017-19

Season

- 106 Mike Brown, 2002
- 101 Brian Urlacher, 2001
- Charlie Sumner, 1958

Game

- 98 George Halas, (TD) vs. Oorang, 11/4/23
- 95 Mike Brown, (TD) at GB, 9/19/04
- 90 Brian Urlacher, (TD) at ATL, 11/7/01

Long (Same as "Game")**TOUCHDOWNS OWN FUMBLES****Lifetime**

- †² Ken Kavanaugh, 1940-41; 45-50
- Mike Ditka, 1961-66

Season

- 1 Last: Edwin Williams, 2011

Game

- 1 Last: Edwin Williams, at GB 12/25/11

TOUCHDOWNS OPPONENTS' FUMBLES**Lifetime**

- 3 Mike Brown, 2000-08
- 2 Eddie Jackson, 2017-19
- Brian Urlacher, 2000-12
- Fred Evans, 1948
- Ed Sprinkle, 1944-55
- Zackary Bowman, 2008-13

Season

- †² Fred Evans, 1948

Game

- *² Fred Evans, vs. WAS, 11/28/48
- 1 Last: Eddie Jackson, at BUF, 11/4/18

SACKS

(Since 1970)

Lifetime

- 124.5 Richard Dent, 1983-93; 95
- 92.5 Steve McMichael, 1981-93
- 82.0 Dan Hampton, 1979-90

Season

- 17.5 Richard Dent, 1984 (16 games)
- 17.0 Richard Dent, 1985 (16 games)
- 15.0 Jim Osborne, 1976 (14 games)

Game

- 4.5 Richard Dent, vs. LA Raiders, 11/4/84; at LA Raiders, 12/27/87
- 4.0 Jim Osborne, vs. MIN, 9/23/73
- Alex Brown, at NYG, 11/7/04

Consecutive games (at least .5 sack)

- 8 Rosevelt Colvin, 12/23/01-10/7/02
- 7 Alonzo Spellman, 12/11/94-9/17/95
- 6 Steve McMichael, 10/29-12/3/89

TAKEAWAYS

(Int & Opp. Fumbles Recovered)

Lifetime

- 50 Gary Fencik, 1976-87 (38 int, 12 fum)
- 47 Dick Butkus, 1965-73 (22 int, 25 fum)
- 44 Charles Tillman, 2003-14 (36 int, 8 fum)
- Richie Petitbon, 1959-68 (37 int, 7 fum)

Season

- 12 Mark Carrier, 1990 (10 int, 2 fum)
- Roosevelt Taylor, 1963 (9 int, 3 fum)
- 11 Dick Butkus, 1965 (5 int, 6 fum)

Game

- 4 Bill George, vs. DET, 12/3/61 (2 int, 2 fum)
- 3 Last: John Thiery, vs. HOU, 10/22/95 (3 fum)

**Indicates 16-game record

* NFL Record

† Tied NFL Record

SCORING

Points

- *40 Ernie Nevers, at Chi. Cards, 11/28/29
- 36 Dub Jones, at CLE, 11/25/51
- 24 Jim Taylor, vs. GB, 11/4/62
- Lenny Moore, at BAL, 10/4/58

Touchdowns

- †6 Dub Jones, at CLE, 11/25/51
- Ernie Nevers, at Chi. Cards, 11/28/29
- 4 Jim Taylor, vs. GB, 11/4/62
- Lenny Moore, at BAL, 10/4/58

Field goals

- 6 Sebastian Janikowski, at OAK, 11/27/11
- 5 Last: Robbie Gould, vs. SF, 12/3/17
- 4 Last: Dan Bailey, at MIN, 12/29/19

Field goal attempts

- 7 Mike Clark, vs. DAL, 11/24/68
- 6 Last: Sebastian Janikowski, at OAK, 11/27/11
- 5 Last: Robbie Gould, vs. SF, 12/3/17

Long field goal

- 60 Morten Andersen, at NO, 10/27/91
- 59 Matt Prater, vs. DET, 1/3/16
- Matt Prater, at DEN, 12/11/11
- 57 2 times; Last: Aldrick Rosas, at NYG 12/2/18

RUSHING

Attempts

- 39 Jerome Bettis, at LA Rams, 1/2/94
- 37 Cedric Benson, at CIN, 10/25/09
- 36 Edgerin James, at ARZ, 10/16/06
- Clinton Portis, vs. WAS, 10/17/04

Yards

- 224 Adrian Peterson, vs. MIN, 10/14/07
- 216 Ricky Williams, at MIA, 12/9/02
- 211 Adrian Peterson, at MIN, 12/1/13

Touchdowns

- †6 Ernie Nevers, at Chi. Cards, 11/28/29
- 4 Jim Taylor, vs. GB, 11/4/62
- Dub Jones, at CLE, 11/25/51
- 3 Last: Roy Helu, at WAS, 10/20/13

Long

- 97 Bobby Gage, vs. PIT, 12/4/49 (TD)
- 90 Johnny Johnson, at NYJ, 9/25/94
- 88 Jahvid Best, at DET, 10/10/11 (TD)

PASSING

Attempts

- 67 Brian Griese, vs. TB, 9/21/08
- 63 Matthew Stafford, vs. DET, 11/13/11
- 62 Randall Cunningham, vs. PHI, 10/2/89

Completions

- 40 Brad Johnson, at TB, 11/18/01
- 39 Aaron Rodgers, at GB, 10/20/16
- 38 Brian Griese, vs. TB, 9/21/08

Yards

- 509 Vince Ferragamo, at LA Rams, 12/26/82
- 436 Tommy Kramer, at MIN, 9/19/85
- 407 Brian Griese, vs. TB, 9/21/08

Touchdowns

- 6 Aaron Rodgers, at GB, 11/9/14
- 5 Tom Brady, at NE, 10/26/14
- Aaron Rodgers, at GB, 12/25/11
- Kurt Warner, vs. ARZ, 11/8/09
- Carson Palmer, at CIN, 10/25/09
- Brett Favre, at GB, 11/12/95
- Tommy Kramer, at MIN, 11/28/82
- Steve Spurrier, vs. SF, 11/19/72
- 4 Last: Aaron Rodgers, at Green Bay, 9/28/17

Interceptions

- 5 Last: Tony Romo, at DAL, 10/1/12
- 4 Last: Jared Goff, vs. LAR, 12/9/18

Consecutive completions

- 12 Brad Johnson, at MIN, 1/1/06
- Jim Hart, at StL Cards, 9/25/77

Long

- †99 Gus Ferrotte, at MIN, 11/30/08 (TD)
- Brett Favre, vs. GB, 9/11/95 (TD)
- Sonny Jurgensen, vs. WAS, 9/15/68 (TD)
- 98 Charlie Batch, vs. DET, 10/4/98 (TD)

LONGEST PLAYS AT SOLDIER FIELD

(Bears moved from Wrigley Field after the 1970 season and played in Champaign in 2002.)

RUN

- Bears - 80 Neal Anderson, vs GB, 11/27/88
- Opp. - 73 Adrian Peterson, MIN, 10/14/07

PASS

- Bears - 89 Jay Cutler, vs. DET, 9/12/10
- Vince Evans, vs. MIN, 9/21/80
- Opp. - 99[†] Brett Favre, GB, 9/11/95

CATCH

- Bears - 89 Matt Forté, vs. DET, 9/12/10
- Rickey Watts, vs. MIN, 9/21/80
- Opp. - 99[†] Robert Brooks, GB, 9/11/95

PUNT

- Bears - 87 Dave Finzer, vs. NO, 10/7/84
- Opp. - 75 Harold Alexander, ATL, 10/3/93

PUNT RETURN

- Bears - 95 Johnny Bailey, vs KC, 12/29/90
- Opp. - 77 Lee Nelson, StL Cards, 12/16/79

KICKOFF RETURN

- Bears - 102 Cordarrelle Patterson, vs NO, 10/20/19
- Opp. - 108[†] David Johnson, ARI, 9/20/15

INTERCEPTION RETURN

- Bears - 95 Charles Tillman, vs. GB, 12/4/05
- Opp. - 99 Rick Sanford, NE, 12/5/82

FIELD GOAL

- Bears - 58 Robbie Gould, vs CIN, 9/8/13
- Opp. - 59 Matt Prater, DET, 1/3/16

MISSED FIELD GOAL RETURNED

- Bears - 108 Nathan Vasher, vs SF, 11/13/05
- Opp. - Never

**Indicates 16-game record

*NFL Record

† Tied NFL Record

- 97 Bernie Kosar, at CLE, 10/23/89 (TD)
Pat Coffee, vs. Chi. Cards, 12/5/37 (TD)

Times sacked

- 11 Archie Manning, vs. MIN, 10/28/84
10 Guido Merkins, at PHI, 10/4/87
9 Fran Tarkenton, vs. MIN, 12/17/61

RECEIVING**Receptions**

- 20 Terrell Owens, at SF, 12/17/00
14 Steve Smith, vs. CAR, 11/20/05
Herman Moore, at DET, 12/4/95
13 3 times: Last: Stefon Diggs, vs. MIN 11/18/18

Yards

- 283 Terrell Owens, at SF, 12/17/00
225 Bernie Casey, vs. SF, 11/13/66
204 Marshall Faulk, at STL, 12/26/99
Randy Moss, vs. MIN, 11/14/99

Touchdowns

- 3 Last: Larry Fitzgerald, vs. ARZ, 9/20/15

Long

- †99 Bernard Berrian, at MIN, 11/30/08 (TD)
Robert Brooks, vs. GB, 9/11/95 (TD)
Gerry Allen, vs. WAS, 9/15/68 (TD)
98 Johnnie Morton, vs. DET, 10/4/98 (TD)

INTERCEPTIONS**Interceptions**

- 4 DeAngelo Hall, vs. WAS, 10/24/10
3 Last: Kurt Schulz, vs. DET, 9/24/00

Yards

- 167 Dick Jauron, vs. DET, 11/18/73
121 Milt Davis, vs. BAL, 11/17/57
115 Bernie Parrish, at CLE, 12/11/60

Touchdowns

- †2 Bobby Franklin, at CLE, 12/11/60

Long

- 102 Bob Smith, at DET, 11/24/49 (TD)
99 Rick Sanford, vs. NE, 12/5/82 (TD)
98 Darryll Lewis, vs. HOU, 10/22/95 (TD)

PUNTING**Punts**

- 14 Dick Nesbitt, vs. Chi. Cards, 11/30/33
11 Last: Dustin Colquitt, vs. KC, 12/4/11

Average

- *61.8 Bob Cifers, vs. DET, 11/24/46
57.5 Craig Hentrich, at TEN, 10/25/98
56.7 Jeff Locke, vs. MIN, 9/15/13

Long

- 84 Doug Russell, vs. Chi. Cards, 9/11/38
80 Shane Lechler, at OAK, 11/27/11
79 Tommy Davis, at SF, 11/19/61

PUNT RETURNS**Returns**

- 8 Quan Cosby, at DEN, 12/11/11
7 Last: Marcus Sherels, at MIN, 12/31/17

Yards

- 191 Bobby Rainey, at BAL, 10/15/17
122 Hugh McElhenny, vs. SF, 10/19/52
118 Jon Arnett, at LA Rams, 11/2/58

Fair catches

- 7 Lem Barney, at DET, 11/21/76
6 Jamal Agnew, vs. DET, 11/10/19
5 Marcus Sherels, at MIN, 1/1/12
Darren Sproles, at NO, 9/18/11

Long

- 96 Bobby Rainey, at BAL, 10/15/17 (TD)
95 Steve Odom, at GB, 11/10/74 (TD)
94 Hugh McElhenny, vs. SF, 10/19/52 (TD)

KICKOFF RETURNS**Returns**

- 8 Lorenzo Booker, at MIN, 12/20/10
Aaron Brown, vs. DET, 10/4/09
7 Last: Darius Reynaud, at TEN, 11/4/12

Yards

- 202 Carver Shannon, at LA Rams, 10/13/63
195 Derek Stanley, at STL, 11/23/08
184 Al Carmichael, at GB, 10/2/55

Long

- †108 David Johnson, vs. ARZ, 9/20/15 (TD)
106 Al Carmichael, at GB, 10/7/56 (TD)
105 Cordarrelle Patterson, vs. MIN, 9/15/13 (TD)

LONGEST WINNING/LOSING STREAKS**Bears Longest Winning Streaks**

Gms	Team	Years
13	Pittsburgh Pirates/Steelers	1934-49
12	Tampa Bay Buccaneers	1983-88
11	Detroit Lions	1946-51
	Philadelphia Eagles	1935-47

Current:	5	New York Jets	2002-18
	4	Minnesota Vikings	2018-19
		Detroit Lions	2018-19

Bears Longest Losing Streaks

Gms	Team	Years
10	Green Bay Packers	1994-98
8	Minnesota Vikings	1972-76
7	Baltimore Colts	1966-83
	Green Bay Packers	1928-30

Current:	5	New England Patriots	2002-19
-----------------	---	----------------------	---------

**Indicates 16-game record

* NFL Record

† Tied NFL Record

WON - LOST**WINS****Highest winning percentage, season**

†1.000	1942 (11 games)	11-0
	1934 (13 games)	13-0
.938	1985 (16 games)	15-1
.923	1926 (16 games)	12-1-3

Lowest winning percentage, season

.071	1969 (14 games)	1-13
.187	2016 (16 games)	3-13
.214	1973 (14 games)	3-11

Wins at home, season

9	1926 (11 games at Wrigley Field)
8	1985 (8 games at Soldier Field)
	1922 (9 games at Cubs Park)
	1921 (10 games at Cubs Park)
7	2018 (8 games at Soldier Field)
	2005 (8 games at Soldier Field)
	2001 (8 games at Soldier Field)
	1990 (8 games at Soldier Field)
	1988 (8 games at Soldier Field)
	1986 (8 games at Soldier Field)
	1933 (7 games at Wrigley Field)

Wins on the road, season

7	2006 (8 road games)
	1986 (8 road games)
	1985 (8 road games)
	1934 (7 road games)
	1920 (9 road games)

CONSECUTIVE GAMES**Won**

17	11/26/33-12/2/34
16	11/9/41-12/6/42

Without losing

24	11/9/41-11/14/43 (23-0-1)
----	---------------------------

Wins at home

19	11/20/32-10/20/35
----	-------------------

Wins on the road

10	9/28/41-12/6/42
----	-----------------

Lost

8	Last: 9/22/02-11/18/02
---	------------------------

Without winning

11	11/3/29-10/5/30 (0-9-2)
----	-------------------------

Losses at home

8	11/23/69-11/8/70
---	------------------

Losses on the road

16	11/12/73-11/30/75
----	-------------------

SCORING**POINTS****Most, season**

456	1985 (16 games)
445	2013 (16 games)
427	2006 (16 games)

Fewest, season

119	1929 (15 games)
123	1922 (12 games)
	1923 (12 games)
216	2000 (16 games)**

Most, game

61	vs. GB, 12/7/80 (win, 61-7)
	vs. SF, 12/12/65 (win, 61-20)
58	vs. BAL, 10/21/56 (win, 58-27)
57	at BAL, 11/25/62 (win, 57-0)

Most, first half

41	vs. SF, 10/29/06 (24, 17)
	vs. WAS, 11/28/48 (20, 21)
38	vs. TB, 9/30/18 (14, 24)
31	at TEN, 11/4/12 (28.3)
	vs. DET, 9/18/05 (10, 21)
	vs. WAS, 9/29/85 (0, 31)

Most, second half

49	at PHI, 11/30/41 (21, 28)
38	at JAX, 10/7/12 (10, 28)

Most, first quarter

28	at TEN, 11/4/12
24	vs. SF, 10/29/06
21	Last: vs. CIN, 9/28/86

Most, second quarter

31	vs. WAS, 9/29/85
28	at BUF, 11/4/18
	vs. TB, 9/26/93
	vs. GB, 12/7/80

Most, third quarter

27	vs. Chi. Cards, 9/5/37
24	at MIN, 9/19/85

Most, fourth quarter

28	Last: at JAX, 10/7/12
22	at PHI, 9/12/94
21	Last: vs. DAL 12/4/14

Margin of victory

57	at BAL, 11/25/62 (57-0)
54	vs. GB, 12/7/80 (61-7)
49	at NYG, 11/14/43 (56-7)
	vs. DET, 10/19/41 (49-0)

Margin of defeat

52	at BAL, 9/27/64 (52-0)
49	at GB, 9/30/62 (49-0)
47	at HOU, 11/6/77 (47-0)

TOUCHDOWNS**Most, season**

56	1941 (11 games)
54	1965 (14 games)
53	1942 (11 games)
	1947 (12 games)
	1948 (12 games)
52	2013 (16 games)**

Fewest, season

16	1982 (9 games)
	1933 (13 games)
18	1974 (14 games)
22	2000 (16 games)**
	1993 (16 games)**

**Indicates 16-game record, reflecting NFL schedule format since 1978. If a 16-game record does not fall within the top three listed, the 16-game record is also included.

Most, game

- 9 vs. GB, 12/7/80
vs. SF, 12/12/65
- 8 at WAS, 10/26/47
at NYG, 11/14/43

EXTRA POINTS MADE**Most, season**

- 52 1965 (14 games)
- 51 1985 (16 games)**
1948 (12 games)
- 50 2013 (16 games)

Fewest, season

- 15 1933 (13 games)
1932 (14 games)
- 16 1982 (9 games)
- 20 1997 (16 games)**

Most, game

- 8 at WAS, 10/26/47 (8 of 8)
at NYG, 11/14/43 (8 of 8)
- 7 vs. GB, 12/7/80 (7 of 9)
vs. SF, 12/12/65 (7 of 9)
at Rams, 10/13/63 (7 of 7)
- 6 Last: at TEN, 11/4/12 (6 of 6)

Most, season (no misses)

- 51 1985 (16 games)
- 47 2006 (16 games)
- 45 1995 (16 games)

EXTRA POINTS MISSED**Most, season**

- 11 1941 (11 games)
1939 (11 games)
- 4 1976 (14 games) 27 of 31
1975 (14 games) 18 of 22
- 3 Last: 2018: (16 games) 42 of 45

Most, game

- 3 Last: vs. CLE, 11/9/41
- 2 Last: vs. DET, 11/11/18

FIELD GOALS MADE**Most, season**

- 33 2015 (16 games)
- 32 2006 (16 games)
- 31 2007 (16 games)
1985 (16 games)

Fewest, season

- †0 1947 (12 games)
1944 (10 games)
- 8 1969 (14 games)
- 9 1982 (9 games)
1974 (14 games)
- 12 2014 (16 games)**

Most, game

- 5 at PHI, 10/20/68
vs. DET, 12/3/61
- 4 Last: at MIN, 12/29/19

FIELD GOALS ATTEMPTED**Most, season**

- 41 1986 (16 games)
- 39 2015 (16 games)
- 38 1985 (16 games)

Fewest, season

- 0 1944 (10 games)
- 13 1974 (14 games)
- 16 2014 (16 games)**

Most, game

- 7 vs. GB, 11/17/63
- 6 Last: at GB, 11/8/87

FIELD GOALS MISSED**Most, season**

- 18 1971 (14 games) 15 of 33 made
- 15 1999 (16 games) 17 of 32 made**
1965 (14 games) 11 of 26 made
- 14 1970 (14 games) 20 of 34 made

Fewest, season

- 3 2013 (16 games) 26 of 29 made
2008 (16 games) 26 of 29 made
- 4 2014 (16 games) 12 of 16 made
2011 (16 games) 28 of 32 made
2009 (16 games) 24 of 28 made
2006 (16 games) 32 of 36 made
1989 (16 games) 15 of 19 made
1988 (16 games) 15 of 19 made
1974 (14 games) 9 of 13 made

Most, game

- 4 Last: vs. PHI, 9/14/86 (2 of 6)
- 3 Last: at MIN, 10/10/99 (1 of 4)

TWO-POINT CONVERSIONS (since 1994)**Most, season**

- 5 Last: 2014 (16 games)
- 4 2018 (16 games)

Most, game

- 2 at NE, 10/26/14
- 1 Last: vs. NO, 10/20/19

SAFETIES**Most, season**

- 3 2004 (16 games)
1985 (16 games)
- 2 Last: 1986 (16 games)

Most, game

- 2 vs. PIT, 11/9/69
- 1 Last: at MIN, 12/29/19

TIME OF POSSESSION

(since 1978)

Highest average, season

- 35:08 1984 (16 games)
- 34:33 1985 (16 games)
- 33:38 1994 (16 games)

Lowest average, season

- 27:42 2002 (16 games)
- 28:07 2008 (16 games)
- 2016 (16 games)

**Indicates 16-game record

* NFL Record

† Tied NFL Record

Highest, game

48:50 vs. SD, 10/25/81 (OT)
 45:32 vs. MIA, 9/4/88
 44:53 at MIA, 10/27/97 (OT)

Lowest, game

18:01 at DAL, 12/27/92
 18:57 at MIN, 10/27/02
 19:05 at MIN, 11/29/09

FIRST DOWNS**TOTAL****Most, season**

344 2013 (16 games)
 343 1985 (16 games)
 340 1995 (16 games)

Fewest, season

114 1937 (11 games)
 115 1933 (13 games)
 140 1944 (10 games)
 226 1993 (16 games)**

Most, game

33 Last: vs. GB, 9/28/14
 31 vs. WAS, 12/24/16
 30 Last: at STL, 11/24/13

Fewest, game

2 vs. GB, 12/10/33
 4 vs. DET, 11/22/81
 5 twice; Last: vs. CAR, 10/22/17

RUSHING**Most, season**

176 1985 (16 games)
 166 1986 (16 games)
 164 1984 (16 games)

Fewest, season

55 1970 (14 games)
 56 1982 (9 games)
 63 1954 (12 games)
 71 2009 (16 games)**

Most, game

19 at GB, 10/30/77
 vs. GB, 11/6/55
 18 vs. DET, 11/10/85
 17 Last: vs. MIA, 9/4/88

Fewest, game

0 vs. NO, 10/20/19
 at DET, 11/27/14
 at MIN, 11/29/09
 at JAX, 12/12/04
 at GB, 12/11/94
 at BAL, 10/5/57
 vs. Chi. Cards, 10/14/45
 1 11 times; last at PHI, 11/26/17

PASSING**Most, season**

215 2013 (16 games)
 212 2016 (16 games)
 203 1999 (16 games)

Fewest, season

41 1940 (11 games)
 48 1942 (11 games)
 54 1972 (14 games)
 98 1979 (16 games)**

Most, game

21 vs. GB, 12/18/16
 vs. NYJ, 11/16/97
 at DAL, 11/18/62
 20 Last: vs. TEN, 11/27/16
 19 vs. BUF, 9/7/14
 vs. DAL, 12/9/13
 at STL, 11/24/13

Fewest, game

0 at GB, 9/28/41
 vs. GB, 11/7/37
 1 vs. MIN, 12/3/06
 2 Last: vs. CAR, 10/22/17

BY PENALTY**Most, season**

46 2019 (16 games)
 46 2018 (16 games)
 *42 1987 (15 games)

Fewest, season

5 1939 (11 games)
 7 2000 (16 games)**
 9 1942 (11 games)

Most, game

9 at CLE, 11/25/51
 7 at TB, 9/8/91
 6 at SF, 9/14/14
 vs. MIA, 11/5/06
 at GB, 10/25/92
 vs. DET, 11/22/87

NET YARDS

(Rushing and passing)

YARDS**Most, season**

6,109 2013 (16 games)
 5,837 1985 (16 games)
 5,830 1983 (16 games)

Fewest, season

2,493 1982 (9 games)
 2,591 1932 (14 games)
 2,626 1937 (11 games)
 3,717 1993 (16 games)**

Most, game

682 at NYG, 11/14/43
 596 vs. Chi. Cards, 12/11/49
 594 vs. GB, 12/7/80

Fewest, game

24 vs. DET, 11/22/81
 66 at DEN, 12/5/71
 75 at DET, 10/28/62

**Indicates 16-game record

* NFL Record

† Tied NFL Record

RUSHING**ATTEMPTS****Most, season**

674 1984 (16 games)
634 1978 (16 games)
627 1979 (16 games)

Fewest, season

275 1982 (9 games)
353 1970 (14 games)
1954 (12 games)
355 2014 (16 games)**

Most, game

*72 vs. Brooklyn, 10/20/35
63 vs. MIN, 10/20/77
62 vs. BUF, 10/7/79

Fewest, game

7 vs. NO, 10/20/19
8 at DET, 11/27/14
11 at MIN, 11/29/09
at PHI, 9/12/94

YARDS**Most, season**

2,974 1984 (16 games)
2,847 1934 (13 games)
2,811 1977 (14 games)

Fewest, season

988 1982 (9 games)
1,092 1970 (14 games)
1,142 1954 (12 games)
1,330 2007 (16 games)**

Most, game

408 vs. Brooklyn, 10/20/35
406 vs. GB, 11/6/55
375 at GB, 10/30/77

Fewest, game

1 at LA Rams, 10/26/52
6 at PHI, 11/26/17
12 at NYG, 11/25/56

AVERAGE**Highest, season**

5.02 1934 (13 games)
4.90 1955 (12 games)
4.75 1968 (14 games)
4.67 1983 (16 games)**

Lowest, season

3.08 1953 (12 games)
3.09 1970 (14 games)
3.14 2007 (16 games)**

Highest, game

13.75 at CIN Reds, 9/30/34
8.18 at DET, 9/29/13 (16 for 131)
7.55 vs. DET, 10/4/09 (20 for 151)

Lowest, game

0.03 at LA Rams, 10/26/52 (33 for 1)
0.43 at PHI, 11/26/17
1.08 vs. GB, 9/25/11 (12 for 13)

TOUCHDOWNS**Most, season**

30 1941 (11 games)
27 1985 (16 games)**
1965 (14 games)

Fewest, season

3 1970 (14 games)
1933 (13 games)
4 1999 (16 games)**

Most, game

6 vs. DET, 10/19/41
5 vs. MIA, 9/4/88
4 Last: vs. TB, 12/14/91

FUMBLES**Most, season**

†56 1938 (11 games)
40 1973 (14 games)
1972 (14 games)
37 1988 (16 games)**

Fewest, season

13 2019 (16 games)
16 1982 (9 games)
1963 (14 games)
19 2014 (16 games)**
2010 (16 games)
2008 (16 games)

Most, game

8 at NYG, 12/18/77
at Chi. Cards, 9/11/38
7 vs. GB, 10/21/85
at BAL, 12/5/65

FUMBLES LOST**Most, season**

26 1973 (14 games)
22 1986 (16 games)**

Fewest, season

7 2019 (16 games)
2009 (16 games)
8 2012 (16 games)
2001 (16 games)
1982 (9 games)
1978 (16 games)

Most, game

5 vs. DET, 10/4/98
vs. DAL, 9/16/73
4 Last: at CAR, 12/22/02

OWN RECOVERED**Most, season**

*37 1938 (11 games)
21 2007 (16 games)**
20 1981 (16 games)

Fewest, season

5 1963 (14 games)
1955 (12 games)
6 2019 (16 games)
2008 (16 games)**
1989 (16 games)**

**Indicates 16-game record

* NFL Record

† Tied NFL Record

Most, game

- 7 at NYG, 12/18/77
at Chi. Cards, 9/11/38
- 6 at GB, 11/15/81
- 5 at DET, 9/30/07
at MIN, 10/5/75

PASSING**ATTEMPTS****Most, season**

- 684 1999 (16 games)
- 609 2014 (16 games)
- 595 1997 (16 games)

Fewest, season

- 147 1937 (11 games)
- 148 1932 (14 games)
- 170 1936 (12 games)
- 352 1978 (16 games)**

Most, game

- 65 vs NYJ, 11/16/97
- 63 at WAS, 10/31/99
- 59 at NYG, 10/23/49

Fewest, game

- 4 vs. DET, 10/15/67
- 6 vs. MIN, 10/23/72
- 7 vs. CAR, 10/22/17
vs. TB, 11/26/78
vs. MIN, 11/20/77

COMPLETIONS**Most, season**

- 404 1999 (16 games)
- 396 2014 (16 games)
- 373 2013 (16 games)

Fewest, season

- 56 1937 (11 games)
- 57 1934 (13 games)
- 58 1936 (12 games)
- 186 1978 (16 games)**

Most, game

- 36 at STL, 11/24/13
at WAS, 10/31/99
- 34 vs. NO, 10/20/19
- 33 at IND, 10/9/16
vs. NYJ, 11/16/97
at WAS, 10/25/64

Fewest, game

- 1 Last: at PHI, 12/10/72

COMPLETION PERCENTAGE**Highest, season**

- 67.2 2018 (16 games) 344 of 512
- 65.0 2014 (16 games) 396 of 609
- 64.4 2013 (16 games) 373 of 579

Lowest, season

- 29.7 1934 (13 games) 57 of 192
- 33.2 1935 (12 games) 73 of 220
- 34.1 1936 (12 games) 58 of 170
- 45.4 1981 (16 games) 222 of 469**

Highest, game (10+)

- 86.2 at SF, 12/23/18 (25 of 29)
- 83.3 vs. GB, 12/7/80 (20 of 24)
- 81.5 Last: vs. NYJ, 12/15/02 (22 of 27)

Lowest, game (10+)

- 11.7 vs. DEN, 12/12/76 (2 of 17)
- 16.7 vs. GB, 12/31/06 (2 of 12)
- 21.7 vs. KC, 12/29/90 (5 of 23)

NET YARDS (Gross yards minus sack yards)**Most, season**

- 4,281 2013 (16 games)
- 4,136 1999 (16 games)
- 3,969 2016 (16 games)

Fewest, season

- 955 1934 (13 games)
- 971 1932 (14 games)
- 1,014 1937 (11 games)
- 1,933 1978 (16 games)**

Most, game

- 488 at NYG, 11/14/43
- 468 vs. Chi. Cards, 12/11/49

Fewest, game

- 20 vs. DET, 11/22/81
- 16 at HOU, 11/6/77

TIMES SACKED**Most, season**

- 66 2004 (16 games)
- 56 2010 (16 games)
- 55 1969 (14 games)

Fewest, season

- 15 1995 (16 games)
- 17 2001 (16 games)
- 20 1963 (14 games)

Most, game

- 10 at NYG, 10/3/10
- 9 vs. GB, 1/2/05
vs. MIN, 10/25/93
at DEN, 12/5/71
at MIN, 11/2/69

YARDS LOST**Most, season**

- 449 2004 (16 games)
- 439 1969 (14 games)
- 395 1973 (14 games)

Fewest, season

- 95 1995 (16 games)
- 109 1947 (12 games)
- 120 2001 (16 games)

Most, game

- 78 at MIN, 11/2/69
- 70 at DEN, 12/5/71

TOUCHDOWN PASSES**Most, season**

- 32 2013 (16 games)
- 30 2014 (16 games)
- 29 1995 (16 games)
1947 (12 games)

**Indicates 16-game record

* NFL Record

† Tied NFL Record

Fewest, season

- 5 1950 (12 games)
- 7 1993 (16 games)**
- 1978 (16 games)**

Most, game

- †7 at NYG, 11/14/43
- 6 vs. TB, 9/30/18
- 4 Last: at SF, 9/14/14

HAD INTERCEPTED**Most, season**

- 35 1954 (12 games)
- 1947 (12 games)
- 32 1960 (14 games)
- 28 1978 (16 games)**

Fewest, season

- 7 1932 (14 games)
- 10 1995 (16 games)**
- 11 1982 (9 games)
- 1941 (11 games)

Most, game

- 8 at DET, 9/22/68
- 7 at CLE, 12/22/60
- at BAL, 10/2/60
- vs. LA Rams, 10/9/49

Returned for TD, season

- *6 1992 (16 games)

INTERCEPTION PERCENTAGE**Highest, season**

- 14.95 1942 (11 games) 29 int., 194 att.
- 13.67 1933 (13 games) 29 int., 212 att.
- 7.95 1978 (16 games) 28 int., 352 att.

Lowest, season

- 1.91 1995 (16 games) 10 int., 523 att.
- 2.10 2019 (16 games) 12 int., 580 att.
- 2.24 2013 (16 games) 13 int., 579 att.

PUNTING**PUNTS****Most, season**

- 114 1981 (16 games)
- 110 2004 (16 games)
- 100 1976 (14 games)

Fewest, season

- 32 1941 (11 games)
- 38 1947 (12 games)
- 44 1945 (10 games)
- 58 1995 (16 games)**

Most, game

- 17 vs. GB, 10/22/33
- 14 vs. GB, 12/10/33
- 12 vs. NO, 10/5/97

Fewest, game

- 0 vs. GB, 9/28/14
- vs. DAL, 12/9/13
- vs. DET, 10/1/72
- at NYG, 11/28/65
- vs. GB, 11/6/55

GROSS AVERAGE**Highest, season**

- 47.0 2017 (16 games)
- 46.5 1963 (14 games)
- 44.8 1996 (16 games)**

Lowest, season

- 35.7 1945 (10 games)
- 36.2 1983 (16 games)**
- 36.9 1976 (14 games)

Highest, game (4+ punts)

- 57.4 at DEN, 9/15/19
- 57.3 vs. LA Rams, 11/16/52
- 54.6 vs. GB, 10/21/85

Lowest, game (4+)

- 22.1 at MIN, 10/10/76
- 25.0 at Card-Pitt, 12/3/44
- 26.4 vs. GB, 10/21/74

PUNT RETURNS**RETURNS****Most, season**

- 64 1984 (16 games)
- 60 1950 (12 games)
- 57 1986 (16 games)

Fewest, season

- 18 2013 (16 games)
- 19 1968 (14 games)
- 21 2014 (16 games)

Most, game

- 11 vs. Chi. Cards, 10/8/50
- 8 vs. NE, 9/16/85
- at DET, 12/16/84

YARDS**Most, season**

- 781 1948 (12 games)
- 651 2007 (16 games)**
- 607 2006 (16 games)

Fewest, season

- 81 1968 (14 games)
- 97 1966 (14 games)
- 109 2014 (16 games)**

Most, game

- 152 at ARZ, 10/16/06
- 151 vs. Chi. Cards, 10/12/41
- 143 vs. KC, 9/16/07

Fewest, game

- 6 vs. MIN, 12/19/65
- 5 at DAL, 9/19/10
- vs. DAL, 11/24/68
- vs. GB, 10/16/66

AVERAGE**Highest, season**

- 20.2 1941 (11 games)
- 17.1 2010 (16 games)**
- 15.7 2011 (16 games)

Lowest, season

- 3.4 1957 (12 games)
- 3.8 1953 (12 games)
- 3.9 1966 (14 games)
- 5.2 2014 (16 games)**

**Indicates 16-game record

* NFL Record

† Tied NFL Record

TOUCHDOWNS**Most, season**

4	2007 (16 games)
3	2010 (16 games)
	2006 (16 games)
2	2017 (16 games)
	2011 (16 games)
	1987 (15 games)
	1941 (11 games)

Most, game

1	Last: at MIN, 12/31/17
---	------------------------

FAIR CATCHES**Most, season**

28	1967 (14 games)
----	-----------------

Fewest, season

3	1975 (14 games)
---	-----------------

Most, game

6	Last: vs. SF, 12/4/16
5	Last: at DEN, 12/11/11

KICK RETURNS**RETURNS****Most, season**

83	2002 (16 games)
80	2009 (16 games)
79	1997 (16 games)

Fewest, season

20	1942 (11 games)
23	2018 (16 games)
26	1963 (14 games)
29	1941 (11 games)
	1948 (12 games)
	1943 (10 games)

Most, game

10	at GB, 11/9/14
	at Chi. Cards, 11/27/55
9	at SF, 9/7/03
	at GB, 12/11/94
	at SF, 12/23/91
8	Last: at MIN, 11/29/09

Fewest, game

0	3 times, 2019
---	---------------

YARDS**Most, season**

1,999	2009 (16 games)
1,919	2008 (16 games)
1,762	2002 (16 games)

Fewest, season

424	1963 (14 games)
440	2018 (16 games)
537	1942 (11 games)
632	1982 (9 games)

Most, game

304	vs. GB, 11/9/52
288	at GB, 11/9/14
263	vs. MIN, 9/15/13

Fewest, game

-1	vs. GB, 12/23/07
----	------------------

AVERAGE**Highest, season**

*29.4	1972 (14 games)
-------	-----------------

27.9	1966 (14 games)
27.0	2015 (16 games)**
26.9	1942 (11 games)

Lowest, season

16.3	1990 (16 games)
	1963 (14 games)
16.4	1983 (16 games)

TOUCHDOWNS**Most, season**

†4	1970 (14 games)
3	1967 (14 games)
2	Last: 2007 (16 games)**

Most, game

†2	at STL, 12/11/06
	vs. GB, 11/9/52
	at GB, 9/22/40

PENALTIES**Most, season**

124	2004 (16 games)
122	1948 (12 games)
121	1981 (16 games)
	1944 (10 games)

Fewest, season

57	1955 (12 games)
58	1982 (9 games)
61	1953 (12 games)
63	2001 (16 games)**

Most, game

†22	at PHI, 11/26/44
17	at OAK, 9/26/99
16	at TB, 10/21/84
	at DEN, 10/16/78
	at BAL, 12/5/65

Fewest, game

†0	6 times, last vs. DEN, 11/22/15
1	Last: vs. DET, 1/3/16

YARDS PENALIZED**Most, season**

1,194	1968 (14 games)
1,107	1951 (12 games)
1,066	1948 (12 games)
997	2014 (16 games)**

Fewest, season

350	1938 (11 games)
354	1935 (12 games)
503	1994 (16 games)**

Most, game

170	vs. ARZ, 9/20/15
	at PHI, 11/26/44
163	at GB, 11/9/14
147	at DEN, 10/16/78
	vs. WAS, 10/3/67

Fewest, game

†0	vs. DEN, 11/22/15
	vs. PHI, 12/24/95
	at STL, 9/24/95
	at DET, 11/28/91
	vs. MIN, 10/23/72
	at CLE, 10/9/38
5	Last: vs. JAX, 12/7/08

**Indicates 16-game record

* NFL Record

† Tied NFL Record

BEARS LEADING TACKLERS*(Since 1999)*

Year	Name	Pos	Tackles	Year	Name	Pos	Tackles
2019	Roquan Smith	LB	100	2008	Lance Briggs	LB	136
2018	Roquan Smith	LB	121	2007	Brian Urlacher	LB	158
2017	Danny Trevathan	LB	89	2006	Brian Urlacher	LB	185
2016	Jerrell Freeman	LB	127	2005	Brian Urlacher	LB	171
2015	Adrian Amos	S	108	2004	Lance Briggs	LB	168
2014	Jonathan Bostic	LB	127	2003	Brian Urlacher	LB	153
2013	James Anderson	LB	129.5	2002	Brian Urlacher	LB	214
2012	Lance Briggs	LB	128	2001	Brian Urlacher	LB	148
2011	Lance Briggs	LB	147	2000	Brian Urlacher	LB	165
2010	Brian Urlacher	LB	146	1999	Barry Minter	LB	149
2009	Lance Briggs	LB	147				

QBS TO THROW A TD ON FIRST POSTSEASON PASS ATTEMPT*Since 1991*

Date	QB, Team	Opponent	Result
1/6/1996	Alex Van Pelt, Buffalo Bills (2 yards)	vs. Pittsburgh Steelers	L, 40-21
1/16/2000	Kurt Warner, St. Louis Rams (77 yards)	vs. Minnesota Vikings	W, 49-37
1/4/2003	Chad Pennington, New York Jets (56 yards)	vs. Indianapolis Colts	W, 41-0
1/16/2011	Jay Cutler, Chicago Bears (58 yards)	vs. Seattle Seahawks	W, 35-24

Information provided by STATS

OFFENSIVE LINEMEN SCORES

Since the AFL-NFL merger in 1970, six Bears offensive lineman have scored a touchdown. In 2018, Bradley Sowell caught a 2-yard pass vs. the Los Angeles Rams on Sunday Night Football to put the Bears up 15-6 and seal the victory.

TDs BY BEARS OFFENSIVE LINEMEN SINCE 1970

Player	Date	Opp.	TD
Bradley Sowell	12/9/18	vs. LAR	2-yard pass from Mitchell Trubisky
Edwin Williams	12/25/11	at GB	Fumble recovery in end zone
John St. Clair	9/16/07	vs. KC	2-yard pass from Rex Grossman
Marcus Spears	10/13/96	at NO	1-yard pass from Dave Krieg
George Seals	10/10/71	vs. NO	Fumble recovery in end zone
Rich Coady	11/29/70	at BAL	1-yard pass from Jack Concannon

SHUTOUTS

The Bears have been involved in 193 shutouts in their 98-year history. Chicago has won 118 of the shutouts and lost 58, while 17 of the blankings resulted in a 0-0 tie (all before 1933). The Bears were shutout at Seattle in the third game of the 2015 season, breaking a string of 200 consecutive games (includes six postseason games) without being shut out. The last time the Bears shutout an opponent was a 16-0 win at Miami (11/18/10) during the 2010 season.

By Month:

September	11-13-4
October	43-15-4
November	45-14-4
December	17-15-5
January	2-1-0
TOTAL	118-58-17

At home:	67-23-10
On the road:	51-35-7

By Decade:

1920-29	48-15-13
1930-39	25-10-4
1940-49	12-2-0
1950-59	2-1-0
1960-69	5-11-0
1970-79	7-11-0
1980-89	10-4-0
1990-99	4-0-0
2000-09	4-3-0
2010-19	1-1-0
TOTAL	118-58-17

The above breakdowns include playoff games; the Bears are 4-1 in postseason shutouts.

SCORING

POINTS ALLOWED

Most, season

478	2013 (16 games)
442	2014 (16 games)
421	1997 (16 games)

Fewest, season

21	1920 (13 games)
35	1923 (12 games)
*44	1932 (14 games) *Modern Era Record
	1922 (12 games)
187	1986 (16 games)**

Most, game

55	at GB, 11/9/14
	at DET, 11/27/97
54	at PHI, 12/22/13
53	at Chi. Cards, 11/27/55

Most, first half

42	at GB, 11/9/14 (14, 28)
38	at NE, 10/26/14 (7, 31)
34	at BAL, 10/4/58 (27, 7)

Most, second half

38	at DET, 11/27/97 (17, 21)
35	at GB, 9/30/62 (21, 14)
34	at DET, 9/30/07 (0, 34)

Most, first quarter

27	at BAL, 10/4/58
21	at PHI, 12/22/13
	at STL, 11/24/13
20	at TB, 10/25/87

Most, second quarter

31	at NE, 10/26/14
28	at GB, 11/9/14
27	at DET, 9/29/13

Most, third quarter

24	at DAL, 12/27/92
21	Last: vs. DAL, 12/4/14

Most, fourth quarter

*34	at DET, 9/30/07
28	at SF, 12/23/91
	vs. GB, 11/6/55
	at LA Rams, 10/26/52
21	Last: at GB, 9/9/18

TOUCHDOWNS ALLOWED

Most, season

56	2013 (16 games)
50	1997 (16 games)
49	2014 (16 games)

Fewest, season

†6	1932 (14 games)
18	1963 (14 games)
20	2005 (16 games)**
	1986 (16 games)**
	1982 (9 games)

Most, game

7	Last: vs. ARZ, 9/20/15
6	Last: at NE, 10/26/14

EXTRA POINTS ALLOWED

Most, season

55	2013 (16 games) 55 of 56
49	2014 (16 games) 49 of 49
47	1975 (14 games) 47 of 48

Fewest, season

4	1932 (14 games)
18	1982 (9 games) 18 of 20
	1963 (14 games) 18 of 18
19	2005 (16 games) 19 of 20**
	2001 (16 games) 19 of 20**
	1986 (16 games) 19 of 20**

Most, game

7	Last: at GB, 11/9/14
6	Last: vs. ARZ, 9/20/15

OPPONENTS' EXTRA POINTS MISSED

Most, season

6	1955 (12 games)
4	2016 (16 games) 38 of 42
	1978 (16 games) 28 of 32
	1974 (14 games) 29 of 33
	1970 (14 games) 27 of 31
3	Last: 2015 (16 games) 43 of 46

Most, game

3	vs. CLE, 11/24/40
2	Last: vs. NYG, 11/20/16

FIELD GOALS MADE ALLOWED

Most, season

38	2008 (16 games)
37	2002 (16 games)
33	2016 (16 games)
	2014 (16 games)

Fewest, season

†0	1942 (11 games)
	1932 (14 games)
1	1943 (12 games)
2	1944 (12 games)
12	1979 (16 games)**
	1985 (16 games)**

Most, game

6	at OAK, 11/27/11
5	vs. SF, 12/3/17
	vs. CAR, 10/28/12
	at ATL, 10/12/08
	vs. OAK, 10/5/03
	at SF, 9/7/03
	vs. TB, 12/29/02
	at MIN, 10/10/99
	vs. KC, 12/29/90
	vs. MIN, 9/23/73
	vs. WAS, 11/14/71

FIELD GOAL ATTEMPTS ALLOWED

Most, season

44	2002 (16 games)
41	1994 (16 games)
	1971 (14 games)

**Indicates 16-game record

* NFL Record

† Tied NFL Record

- 39 2014 (16 games)
1973 (14 games)

Fewest, season

- 2 1942 (11 games)
5 1951 (12 games)
6 1944 (10 games)
19 1985 (16 games)**

Most, game

- 7 vs. DAL, 11/24/68
6 Last: at OAK, 11/27/11
5 Last: vs. SF, 12/3/17

OPPONENTS' FIELD GOALS MISSED**Most, season**

- 18 1968 (14 games) 13 of 31
15 1971 (14 games) 24 of 39
14 1967 (14 games) 10 of 24
13 1987 (16 games) 18 of 31
1980 (16 games) 14 of 27

Fewest, season

- 2 Last: 2016 (16 games) 33 of 35
3 2017 (16 games) 29 of 32
1978 (16 games) 16 of 19

Most, game

- 5 vs. DAL, 11/24/68 (2 of 7)
4 vs. ATL, 9/26/76 (1 of 5)
at NO, 10/7/73 (0 of 4)
3 Last: vs. GB, 10/7/02 (2 of 5)

OPPONENTS' SAFETIES AGAINST**Most, season**

- 2 Last: 1988 (16 games)

Most, game

- 1 Last: 2018 (16 games)

FIRST DOWNS**TOTAL ALLOWED****Most, season**

- 353 2013 (16 games)
332 1989 (16 games)
328 2002 (16 games)

Fewest, season

- 98 1942 (11 games)
166 1982 (9 games)
196 1963 (14 games)
216 1984 (16 games)**

Most, game

- 35 at WAS, 11/26/89
32 at GB, 10/20/16
at NE, 10/26/14
31 Last: at MIN, 11/29/09

Fewest, game

- 3 at DET, 11/23/41
at CLE, 10/9/38
5 at GB, 10/17/91
6 Last: vs. SEA, 9/9/90

RUSHING ALLOWED**Most, season**

- 147 2013 (16 games)**
138 1973 (14 games)
124 1977 (14 games)

Fewest, season

- *35 1942 (11 games)
49 1943 (10 games)
1944 (10 games)
53 1982 (9 games)
67 2018 (16 games)
1986 (16 games)**

Most, game

- 19 vs. DEN, 12/12/76
at MIN, 10/17/65
17 vs. LA Rams, 12/2/73
16 at PHI, 12/22/13

Fewest, game

- †0 at ARZ, 12/23/12
vs. DET, 11/20/94
vs. BUF, 10/2/88
at TB, 10/6/85
at DET, 10/28/45
at Chi. Cards, 12/6/42
at CLE, 10/10/37

PASSING ALLOWED**Most, season**

- 227 2014 (16 games)
212 1995 (16 games)
208 2008 (16 games)

Fewest, season

- *33 1943 (10 games)
38 1944 (10 games)
44 1945 (10 games)
122 1984 (16 games)**

Most, game

- 25 at NE, 10/26/14
24 at DAL, 10/1/12
23 at SF, 12/17/00

Fewest, game

- †0 Last: vs. ATL, 11/24/85

BY PENALTY**Most, season**

- 36 1968 (14 games)
35 2016 (16 games)
33 2017 (16 games)
2002 (16 games)**

Fewest, season

- 10 1953 (12 games)
11 2010 (16 games)**
1982 (9 games)
1977 (14 games)
12 1994 (16 games)

Most, game

- 7 at BUF, 9/9/18
at PHI, 11/26/44
6 at GB, 10/20/16

**Indicates 16-game record

* NFL Record

† Tied NFL Record

NET YARDS**YARDS ALLOWED** (Rushing & passing)**Most, season**

6,313	2013 (16 games)
6,033	2014 (16 games)
5,729	1989 (16 games)

Fewest, season

1,703	1942 (11 games)
2,006	1944 (10 games)
2,133	1938 (11 games)
3,860	1984 (16 games)**

Most, game

583	at LA Rams, 12/26/82
557	at LA Rams, 10/24/54
550	at CLE, 11/25/61

Fewest, game

33	vs. PHI, 10/25/42
54	at PIT, 10/2/39
86	vs. PIT, 11/9/69

RUSHING**ATTEMPTS ALLOWED****Most, season**

564	1978 (16 games)
563	1973 (14 games)
547	1975 (14 games)

Fewest, season

260	1982 (9 games)
294	1942 (11 games)
298	1944 (10 games)
339	2018 (16 games)

Most, game

59	vs. DEN, 12/12/76
55	at DAL, 10/24/76
54	at NE, 10/30/88

Fewest, game

10	vs. ATL, 9/27/92
	vs. BUF, 10/2/88
	vs. MIA, 9/4/88
11	vs. TB, 10/23/11 (Wembley Stadium)
	vs. GB, 11/27/88
12	vs. LAC, 10/27/19
	vs. DET, 11/22/87

YARDS ALLOWED**Most, season**

2,583	2013 (16 games)
2,509	1973 (14 games)
2,157	1977 (14 games)

Fewest, season

*519	1942 (11 games)
812	1939 (11 games)
902	1982 (9 games)
1,280	2018 (16 games)

Most, game

393	at DET, 11/26/36
356	vs. DEN, 12/12/76
311	vs. MIN, 10/14/07

Fewest, game

-36	vs. PHI, 11/19/39
-17	at Chi. Cards, 12/6/42
0	vs. BUF, 10/2/88
11	at MIN, 10/28/96

AVERAGE ALLOWED**Highest, season**

5.34	2013 (16 games)
5.28	1955 (12 games)
5.26	1951 (12 games)
4.73	1962 (14 games)

Lowest, season

1.77	1942 (11 games)
2.26	1937 (11 games)
2.30	1939 (11 games)
2.71	2017 (16 games)

Highest, game

9.83	vs. GB, 12/18/16 (23 for 226 yards)
9.52	at DEN, 11/23/03 (21 for 200 yards)
9.11	at NYJ, 9/25/94 (18 for 164 yards)

Lowest, game

-0.89	at Chi. Cards, 12/6/42 (19 for -17 yards)
0.00	vs. BUF, 10/2/88 (10 for 0 yards)
0.69	vs. TEN, 11/9/08 (29 for 20 yards)

TOUCHDOWNS ALLOWED**Most, season**

25	1975 (14 games)
22	2013 (16 games)**
21	1989 (16 games)

Fewest, season

3	1942 (11 games)
	1932 (14 games)
4	1986 (16 games)**
	1982 (9 games)
	1933 (13 games)

Most, game

6	at Chi. Cards, 11/28/29
5	vs. GB, 11/4/62
	at GB, 9/30/62
4	Last: vs. WASH, 12/24/16

PASSING**ATTEMPTS ALLOWED****Most, season**

631	2011 (16 games)
622	2008 (16 games)
615	2018 (16 games)

Fewest, season

187	1933 (13 games)
190	1938 (11 games)
194	1935 (12 games)
435	1984 (16 games)**

Most, game

67	vs. TB, 9/21/08
63	vs. DET, 11/13/11
62	vs. PHI, 10/2/89

**Indicates 16-game record

* NFL Record

† Tied NFL Record

Fewest, game

3	at DET, 11/28/35
	vs. NYG, 11/17/35
9	vs. ATL, 9/17/72
10	vs. GB, 11/12/72

COMPLETIONS ALLOWED**Most, season**

383	2011 (16 games)
	2008 (16 games)
377	2018 (16 games)
374	1995 (16 games)

Fewest, season

59	1935 (12 games)
63	1933 (13 games)
64	1943 (12 games)
197	1984 (16 games)**

Most, game

41	at TB, 11/18/01
40	at DAL, 10/1/12
39	at GB, 10/20/16

Fewest, game

†0	at GB, 9/25/49
	at Boston, 11/5/33
	vs. Chi. Cards, 10/15/33
1	vs. SF, 11/13/05
3	vs. ATL, 11/24/85
	vs. GB, 12/16/73
	at GB, 11/4/73

OPPONENTS' COMPLETION PERCENTAGE**Highest, season**

66.8	2014 (16 games)
64.8	2017 (16 games)
64.5	2016 (16 games)

Lowest, season

30.4	1935 (12 games)
31.5	1943 (10 games)
32.3	1934 (13 games)
44.4	1981 (16 games)**

Highest, game (10+ attempts)

86.8	at NE, 10/26/14
86.7	at BAL, 9/27/64
85.0	at MIN, 12/20/15
	at ATL, 10/14/73

Lowest, game (10+)

†0.0	at GB, 9/25/49
7.7	vs. SF, 11/13/05
17.4	vs. ATL, 11/24/85
	at DET, 11/5/67

NET YARDS ALLOWED**Most, season**

6,313	2013 (16 games)
6,033	2014 (16 games)
5,729	1989 (16 games)

Fewest, season

691	1933 (13 games)
1,674	1973 (14 games)
1,765	1963 (14 games)
2,486	1984 (16 games)**

Most, game

506	at LA Rams, 12/26/82
411	at MIN, 9/19/85
407	vs. TB, 9/21/08

Fewest, game

-22	vs. ATL, 11/24/85
-12	at GB, 11/4/73
-7	vs. TB, 11/26/78

SACKS (since 1972)**Most, season**

72	1984 (16 games)
70	1987 (15 games)
64	1985 (16 games)

Fewest, season

18	2003 (16 games)
23	1972 (14 games)
25	1974 (14 games)

Most, game

12	at DET, 12/16/84
11	at PHI, 10/4/87
	vs. MIN, 10/28/84
9	Last: at LA Raiders, 12/27/87

YARDS LOST**Most, season**

583	1984 (16 games)
503	1986 (16 games)
484	1987 (15 games)

Fewest, season

105	2003 (16 games)
154	1953 (12 games)
171	1974 (14 games)

Most, game

114	vs. MIN, 12/17/61
107	vs. DET, 11/20/60
101	vs. MIN, 10/28/84

TD PASSES ALLOWED**Most, season**

34	2014 (16 games)
31	2015 (16 games)
29	2009 (16 games)

Fewest, season

2	1934 (13 games)
3	1936 (12 games)
	1932 (14 games)
4	1933 (13 games)
10	2005 (16 games)**

Most, game

6	at GB, 11/9/14
5	at NE, 10/26/14
	at GB, 12/25/11

**Indicates 16-game record

* NFL Record

† Tied NFL Record

- vs. ARZ, 11/8/09
- at CIN, 10/25/09
- at GB, 11/12/95
- at MIN, 11/28/82
- at PIT, 9/28/80
- vs. SF, 11/19/72
- 4 Last: at GB, 9/28/17

TURNOVERS

TAKEAWAYS

Most, season

- 58 1947 (12 games)
- 54 1985 (16 games)**
- 51 1963 (14 games)

Fewest, season

- †11 2016 (16 games); 8 INTs, 3 FRs
- 17 2015 (16 games); 8 INTs, 3 FRs

Most, game

- †12 at DET, 11/22/42 (7 int, 5 fum)
- 9 vs. StL Cards, 11/19/67 (7 int, 2 fum)
- 8 vs. TB, 9/2/84 (6 int, 2 fum)
- at GB, 9/24/67 (5 int, 3 fum)
- vs. PHI, 10/27/63 (4 int, 4 fum)
- at LA Rams, 10/13/63 (6 int, 2 fum)

FUMBLES

OPPONENTS' FUMBLES

Most, season

- 44 1952 (12 games)
- 38 1990 (16 games)**
- 37 2010 (16 games)
- 1987 (15 games)
- 1983 (16 games)
- 1976 (14 games)
- 1972 (14 games)

Fewest, season

- 13 2016 (16 games)
- 1960 (12 games)
- 15 2019 (16 games)
- 17 2008 (16 games)**

Most, game

- 7 at GB, 9/16/90
- vs. GB, 12/18/83
- at LA Rams, 9/16/66
- at LA Rams, 11/15/64
- 6 at TEN, 11/4/12
- vs. DET, 10/22/12
- vs. WAS, 10/24/10

OPPONENTS' FUMBLES LOST

Most, season

- 26 1952 (12 games)
- 24 1965 (14 games)
- 1962 (14 games)
- 23 1976 (14 games)
- 1971 (14 games)
- 22 1981 (16 games)**

Fewest, season

- 3 2016 (16 games)
- 5 2003 (16 games)

- 6 1945 (10 games)
- 1943 (10 games)

Most, game

- 5 at OAK, 9/26/99
- at KC, 11/8/81
- at DEN, 9/30/73
- 4 Last: at TEN, 11/4/12

TOUCHDOWNS ON FUMBLES

Most, season

- 5 1942 (11 games)
- 2 Last: 2011 (16 games)**

Most, game

- 2 at ARZ, 10/16/06
- vs. WAS, 11/28/48
- 1 Last: vs. CAR, 10/22/17

INTERCEPTIONS

INTERCEPTIONS

Most, season

- 37 1935 (12 games)
- 36 1963 (14 games)
- 35 1936 (12 games)
- 34 1985 (16 games)**

Fewest, season

- 8 2017 (16 games)
- 2016 (16 games)
- 2015 (16 games)
- 9 2002 (16 games)
- 10 2019 (16 games)
- 1964 (14 games)
- 1960 (12 games)

Most, game

- 7 vs. StL Cards, 11/19/67
- at Chi. Cards, 12/5/54
- at DET, 11/22/42
- at GB, 9/22/40
- 6 vs. TB, 9/2/84
- at LA Rams, 10/13/63

YARDS RETURNED

Most, season

- 585 1941 (11 games)
- 546 2004 (16 games)**
- 537 1963 (14 games)

Fewest, season

- 60 1997 (16 games)
- 69 1987 (15 games)
- 99 1982 (9 games)

Most, game

- 149 vs. LA Rams, 10/11/64
- 140 vs. GB, 12/4/05

TOUCHDOWNS

Most, season

- 8 2012 (16 games)
- 5 2013 (16 games)
- 2004 (16 games)
- 4 Last: 2011 (16 games)

Most, game

- 2 Last: at JAX, 10/7/12

**Indicates 16-game record

* NFL Record

† Tied NFL Record

PUNTING

PUNTS ALLOWED

Most, season

100	2006 (16 games)
	1986 (16 games)
	1984 (16 games)
99	1983 (16 games)
98	1981 (16 games)

Fewest, season

42	1945 (10 games)
49	2014 (16 games)**
	1982 (9 games)
56	1941 (11 games)

Most, game

16	vs. Chi. Cards, 11/30/33
15	vs. NYG, 11/17/35
11	vs. KC, 12/4/11
	vs. TB, 12/17/07
	at CAR, 12/22/02
	vs. NE, 9/16/85
	at CLE, 10/15/72

Fewest, game

†0	vs. GB, 9/28/14
	vs. GB, 12/17/89
	at MIA, 9/23/79
	at GB, 9/24/67
	at DET, 12/2/56

GROSS AVERAGE ALLOWED

Highest, season

47.2	2017 (16 games)
46.6	1964 (14 games)
45.9	2019 (16 games)
45.0	2016 (16 games)

Lowest, season

35.4	1978 (16 games)
36.3	1976 (14 games)
37.3	1995 (16 games)

Highest, game (4+ punts)

61.8	vs. DET, 11/24/46
55.0	at BAL, 10/15/17
55.3	at DET, 10/18/15
	at DAL, 9/28/97

Lowest, game (4+)

19.0	vs. GB, 12/23/07
23.6	vs. ATL, 11/19/78
25.5	at PIT, 11/30/58

PUNT RETURNS

RETURNS ALLOWED

Most, season

66	1981 (16 games)
58	1974 (14 games)
57	2004 (16 games)

Fewest, season

15	2013 (16 games)
20	1941 (11 games)
22	Last: 2016 (16 games)

Most, game

9	at Chi. Cards, 11/29/59
---	-------------------------

8	at DEN, 12/11/11
	at OAK, 11/11/07
	vs. WAS, 10/11/81
	at ATL, 10/13/74
7	Last: at MIN, 12/31/17

Fewest, game

†0	Last: vs. DAL, 12/5/19
----	------------------------

YARDS ALLOWED

Most, season

727	1997 (16 games)
633	1974 (14 games)
612	1952 (12 games)

Fewest, season

84	2012 (16 games)
106	1969 (14 games)
110	1972 (14 games)

Most, game

147	vs. GB, 11/8/59
132	at BAL, 10/15/17
117	at ATL, 10/13/74

AVERAGE RETURN ALLOWED

Highest, season

17.0	1941 (11 games)
16.1	1952 (12 games)
16.0	1947 (10 games)
14.0	1997 (16 games)**

Lowest, season

3.4	2012 (16 games)
3.8	1969 (14 games)
4.1	1967 (14 games)

TOUCHDOWNS ALLOWED

Most, season

2	1997 (16 games)
	1996 (16 games)
	1954 (12 games)
	1952 (12 games)
	1947 (12 games)
	1941 (11 games)
	1933 (13 games)

Most, game

1	Last: at BAL, 10/15/17
---	------------------------

FAIR CATCHES FORCED

Most, season

38	1993 (16 games)
33	2000 (16 games)
31	2016 (16 games)

Fewest, season

5	1989 (16 games)
6	1990 (16 games)
7	1987 (15 games)
	1982 (9 games)
	1980 (16 games)

Most, game

7	vs. DET, 11/21/76
6	vs. DET, 11/10/19

**Indicates 16-game record

* NFL Record

† Tied NFL Record

KICKOFF RETURNS**RETURNS ALLOWED****Most, season**

83	2006 (16 games)
78	1985 (16 games)
73	1990 (16 games)

Fewest, season

27	2019 (16 games)
30	1982 (9 games)
32	1971 (14 games)
	2017 (16 games)

Most, game

10	at DET, 9/24/89
9	vs. TB, 9/25/93
	vs. GB, 12/7/80
	vs. BAL, 10/21/56
	at Boston, 11/21/48
8	Last: at MIN, 12/20/10

Fewest, game

†0	Three times, 2019
----	-------------------

YARDS ALLOWED**Most, season**

1,827	1985 (16 games)
1,730	2006 (16 games)
1,656	2008 (16 games)

Fewest, season

435	1940 (11 games)
537	1982 (9 games)
614	2014 (16 games)

Most, game

275	at DET, 9/24/89
254	at LA Rams, 10/13/63
234	vs. GB, 12/7/80

Fewest, game

†0	Last: Three times, 2019
----	-------------------------

AVERAGE ALLOWED**Highest, season**

27.8	1960 (12 games)
26.6	1956 (12 games)
26.1	1957 (12 games)
25.2	2015 (16 games)**

Lowest, season

16.0	1946 (11 games)
16.6	1999 (16 games)**
17.3	1993 (16 games)

TOUCHDOWNS ALLOWED**Most, season**

2	2015
1	Last: 2017

Most, game

1	Last: at BAL, 10/15/17
---	------------------------

PENALTIES**OPPONENTS' PENALTIES****Most, season**

132	2006 (16 games)
129	1980 (16 games)
120	2004 (16 games)
	1987 (15 games)

Fewest, season

34	1942 (11 games)
43	1941 (11 games)
52	1982 (9 games)
69	2013 (16 games)**

Most, game

21	at CLE, 11/25/51
18	vs. GB, 9/27/10
16	at SF, 9/14/14
	at GB, 11/8/87

Fewest, game

†0	Last: at GB, 11/4/13
1	Last: vs. GB, 12/29/13

OPPONENTS' YARDS PENALIZED**Most, season**

1,109	1980 (16 games)
1,103	1987 (15 games)
1,084	2006 (16 games)

Fewest, season

110	1937 (11 games)
451	1982 (9 games)
601	1974 (14 games)
645	1994 (16 games)**

Most, game

209	at CLE, 11/25/51
152	vs. GB, 9/27/10
149	vs. NO, 10/8/00

Fewest, game

†0	Last: at GB, 11/4/13
5	Last: vs. LA Rams, 12/18/94

**Indicates 16-game record

* NFL Record

† Tied NFL Record

SERVICE

Games

- 13 Mark Bortz, 1983-94
- 12 Kevin Butler, 1985-95
- Dennis Gentry, 1982-92
- Dan Hampton, 1979-90
- Jay Hilgenberg, 1981-91
- Steve McMichael, 1981-93
- Ron Rivera, 1984-92
- Mike Singletary, 1981-92
- Keith Van Horne, 1981-93
- 11 Jim Covert, 1983-90

Starts

- 12 Mark Bortz, 1983-94
- Jay Hilgenberg, 1981-91
- Mike Singletary, 1981-92
- Keith Van Horne, 1981-93
- 11 Jim Covert, 1983-90
- Dan Hampton, 1979-90
- Steve McMichael, 1981-93
- 10 Richard Dent, 1983-93, 95
- Tom Thayer, 1985-92

SCORING

Points, career

- 74 Kevin Butler, 1985-95
- 37 Robbie Gould, 2005-15
- 33 Jack Manders, 1933-41

Points, game

- 15 Jack Manders, vs. WAS, 12/12/37
- 14 Kevin Butler, vs. NE, 1/26/86
- 13 Robbie Gould, vs. NO, 1/21/07

Touchdowns, career

- 4 Thomas Jones, 2004-06
- Dennis McKinnon, 1983-85, 87-89
- Norm Standlee, 1941
- Harry Clark, 1940-43
- 3 Willie Gault, 1983-87
- Jim McMahon, 1982-88
- Ken Kavanaugh, 1940-41, 45-50
- Dante Magnani, 1943, 46, 49

Touchdowns, game

- 2 Last: Jay Cutler, vs. SEA, 1/16/11

Field Goals, career

- 16 Kevin Butler, 1985-95
- 6 Robbie Gould, 2005-15
- Bob Snyder, 1939-41, 43
- Jack Manders, 1933-40
- 3 Cody Parkey, 2018

Field Goals, game

- 3 Last: Cody Parkey vs. PHI, 1/6/19
- Robbie Gould, vs. NO, 1/21/07

Field Goals, long

- 49 Robbie Gould, vs. SEA, 1/14/07
- 46 Kevin Butler, vs. PHI, 12/31/88
- 44 Robbie Gould, vs. IND, 2/4/07



Robbie Gould converts a 49-yard field goal in overtime against the Seattle Seahawks to give the Bears a 27-24 win on Jan. 14, 2007 in the NFC Divisional playoff.

RUSHING**Attempts, career**

- 180 Walter Payton, 1975-87
- 81 Neal Anderson, 1986-93
- 75 Thomas Jones, 2004-06

Attempts, game

- 27 Neal Anderson, vs. NO, 1/6/91
- Walter Payton, vs. NYG, 1/5/86
- 25 Matt Forté, vs. SEA, 1/16/11
- 24 Last: Cedric Benson, vs. NO, 1/21/07

Yards, career

- 632 Walter Payton, 1975-87
- 381 Thomas Jones, 2004-06
- 279 Neal Anderson, 1986-93

Yards, game

- 123 Thomas Jones, vs. NO, 1/21/07
- 119 George McAfee, vs. GB, 12/14/41
- 112 Thomas Jones, vs. IND, 2/4/07

Touchdowns, career

- 4 Thomas Jones, 2004-06
- Norm Standlee, 1941
- 3 Jim McMahon, 1982-88
- 2 Last: Jay Cutler, 2009-16

Touchdowns, game

- 2 Last: Jay Cutler, vs. SEA, 1/16/11

Long

- 68 Bill Osmanski, at WAS, 12/8/40
- 58 Thomas Sanders, vs. PHI, 12/31/88
- 52 Thomas Jones, vs. IND, 2/4/07

PASSING**Attempts, career**

- 133 Rex Grossman, 2003-08
- 127 Jim McMahon, 1982-88
- 93 Mike Tomczak, 1985-90

Attempts, game

- 44 Jim Harbaugh, vs. DAL, 12/29/91
- 43 Mitchell Trubisky, vs. PHI, 1/6/19
- 41 Rex Grossman, vs. CAR, 1/15/06

Completions, career

- 70 Jim McMahon, 1982-88
- 69 Rex Grossman, 2003-08
- 45 Mike Tomczak, 1985-90
- Sid Luckman, 1939-50

Completions, game

- 26 Mitchell Trubisky, vs. PHI, 1/6/19
- 22 Jim Harbaugh, vs. DAL, 12/29/91
- 21 Rex Grossman, vs. SEA, 1/14/07

Yards, career

- 967 Jim McMahon, 1982-88
- 783 Rex Grossman, 2003-08
- 721 Sid Luckman, 1939-50

Yards, game

- 303 Mitchell Trubisky, vs. PHI, 1/6/19
- 286 Sid Luckman, vs. WAS, 12/26/43
- 282 Rex Grossman, vs. SEA, 1/14/07

Touchdowns, career

- 9 Sid Luckman, 1939-50
- 4 Jim McMahon, 1982-88
- Rex Grossman, 2003-08
- 2 Last: Jay Cutler, 2009-16

Touchdowns, game

- 5 Sid Luckman, vs. WAS, 12/26/43
- 2 Last: Jay Cutler, vs. SEA, 1/16/11

Interceptions, career

- 5 Mike Tomczak, 1985-90
- 4 Jim McMahon, 1982-88
- Bob Avellini, 1975-84
- Sid Luckman, 1939-50
- Rex Grossman, 2003-08
- 3 Johnny Lujack, 1948-51
- Steve Walsh, 1994-95

Interceptions, game

- 4 Bob Avellini, at DAL, 12/26/77
- 3 Mike Tomczak, vs. PHI, 12/31/88
- Jim McMahon, vs. WAS, 1/10/88
- Johnny Lujack, at LA Rams, 12/17/50
- 2 Last: Caleb Hanie, vs. GB, 1/23/11

Long

- 75t Steve Fuller, at WAS, 12/30/84
- 68t Rex Grossman, vs. SEA, 1/14/07
- 67t George Corbett, vs. NYG, 12/17/33



Thomas Jones is the Bears second leading rusher in Bears playoff history with 381 yards and tied for first in career playoff touchdowns with four.

RECEIVING

Receptions, career

- 22 Walter Payton, 1975-87
- 20 Dennis McKinnon, 1983-85, 87-88
- 19 Bernard Berrian, 2004-07

Receptions, game

- 10 Last: Allen Robinson II, vs. PHI, 1/6/19
Matt Forté, vs. GB, 1/23/11
- 9 Tom Waddle, vs. DAL, 12/29/91

Yards, career

- 454 Willie Gault, 1983-87
- 345 Dennis McKinnon, 1983-85, 87-88
- 296 Bernard Berrian, 2004-07

Yards, game

- 143 Allen Robinson II, vs. PHI, 1/6/19
- 129 Willie Gault, vs. NE, 1/26/86
- 122 Dante Magnani, vs. WAS, 12/26/43

Touchdowns, career

- 4 Dennis McKinnon, 1983-85, 87-89
- 3 Willie Gault, 1983-87
- 2 Bernard Berrian, 2004-07
Ken Kavanaugh, 1940-41, 45-50
Dante Magnani, 1943, 46, 49
Harry Clark, 1940-43
Bill Karr, 1933-38

Touchdowns, game

- 2 Dennis McKinnon, vs. NYG, 1/5/86
Harry Clark, vs. WAS, 12/26/43
Dante Magnani, vs. WAS, 12/26/43
Bill Karr, vs. NYG, 12/17/33

Long

- 75t Willie Gault, at WAS, 12/30/84
- 68t Bernard Berrian, vs. SEA, 1/14/07
- 67t Carl Brumbaugh, vs. NYG, 12/17/33

PUNTING

Punts, career

- 44 Brad Maynard, 2001-10
- 29 Maury Buford, 1985-86, 89-91
- 22 Sid Luckman, 1939-50

Punts, game

- 10 Maury Buford, vs. LA Rams, 1/12/86
Keith Molesworth, vs. NYG, 12/17/33
- 9 Brad Maynard, vs. GB, 1/23/11
Keith Molesworth, vs. NYG, 12/9/34
- 7 Last: Brad Maynard, vs. NO, 1/21/07

Yards, career

- 1,766 Brad Maynard, 2001-10
- 1,102 Maury Buford, 1985-91
- 863 Sid Luckman, 1939-50

Yards, game

- 398 Keith Molesworth, vs. NYG, 12/17/33
- 366 Keith Molesworth, vs. NYG, 12/9/34
- 363 Maury Buford, vs. LA Rams, 1/12/86

Long

- 66 Brad Maynard, vs. NO, 1/21/07
- 63 Sam Francis, vs. WAS, 12/12/37
- 61 George McAfee, vs. GB, 12/21/41

PUNT RETURNS

Returns, career

- 11 Devin Hester, 2006-13
- Keith Ortego, 1985-87
- 9 George McAfee, 1940-41, 45-50

Returns, game

- 6 George McAfee, at LA Rams, 12/17/50
- 5 Keith Ortego, vs. NYG, 1/5/86
Lew Barnes, vs. WAS, 1/3/87
- 4 Keith Ortego, vs. LA Rams, 1/12/86
Keith Molesworth, at NYG, 12/9/34

Yards, career

- 108 George McAfee, 1940-41, 45-50
- 100 Keith Molesworth, 1931-38
- 94 Hugh Gallarneau, 1941-46

Yards, game

- 81 Hugh Gallarneau, vs. GB, 12/14/41
- 79 George McAfee, at LA Rams, 12/17/50
- 67 Keith Molesworth, at NYG, 12/9/34

Touchdowns, career

- 1 Shaun Gayle (5 yards), vs. NYG, 1/5/86
Hugh Gallarneau (81 yards), vs. GB, 12/14/41

Long

- 81t Hugh Gallarneau, vs. GB, 12/14/41
- 28 Keith Molesworth, at NYG, 12/9/34
- 26 Devin Hester, vs. SEA, 1/16/11

KICKOFF RETURNS

Returns, career

- 17 Dennis Gentry, 1982-92
- 10 Willie Gault, 1983-87
- 9 Devin Hester, 2006-13

Returns, game

- 7 Don Bingham, at NYG, 12/30/56
- 6 Autry Denson, vs. PHI, 1/19/02
- 5 Rashied Davis, vs. CAR, 1/15/06
Nate Lewis, at SF, 1/7/95

Yards, career

- 435 Dennis Gentry, 1982-92
- 214 Devin Hester, 2006-13
- 191 Willie Gault, 1983-87

Yards, game

- 127 Dennis Gentry, vs. WAS, 1/3/87
- 125 Nate Lewis, at SF, 1/7/95
- 120 Autry Denson, vs. PHI, 1/19/02

Touchdowns, career

- 1 Devin Hester, 2006-13

Long

- 92t Devin Hester, vs. IND, 2/4/07
- 60 Dennis Gentry, vs. WAS, 1/3/87
- 49 Dennis Gentry, vs. WAS, 1/10/88

INTERCEPTIONS

Interceptions, career

- 4 George McAfee, 1940-41, 45-50
Clyde Turner, 1940-52
- 3 Mike Richardson, 1983-88
Sid Luckman, 1939-50

Interceptions, game

- 2 Gary Fencik, at SF, 1/5/85
George McAfee, at NYG, 12/15/46
Dante Magnini, at NYG, 12/15/46
Sid Luckman, vs. WAS, 12/26/43
George Wilson, vs. GB, 12/14/41
Joe Maniaci, at WAS, 12/8/40

Yards, career

- 68 George McAfee, 1940-41, 45-50
- 61 Larry Morris, 1959-65
- 59 Brian Urlacher, 2000-12

Yards, game

- 61 Larry Morris, vs. NYG, 12/29/63
- 51 Vestee Jackson, vs. PHI, 12/31/88
- 49 Dante Magnani, at NYG, 12/15/46

Touchdowns, career

- 1 Jerry Azumah (39 yards), vs. PHI, 1/19/02
Reggie Phillips (38 yards), vs. NE, 1/26/86
Dante Magnani (19 yards), at NYG, 12/15/46
Hampton Pool (15 yards), at WAS, 12/8/40
George McAfee (34 yards), at WAS, 12/8/40
Clyde Turner (24 yards), at WAS, 12/8/40

Long

- 51 Vestee Jackson, vs. PHI, 12/31/88
- 47 Maurice Douglass vs. PHI, 12/31/88
Jim Morrissey, vs. NE, 1/26/86
- 39 Brian Urlacher, vs. GB, 1/23/11
Jerry Azumah, vs. PHI, 1/19/02

SACKS

Sacks, career

- 10.5 Richard Dent, 1983-93, 95
- 8.0 Dan Hampton, 1979-90
- 5.5 Steve McMichael, 1981-93

Sacks, game

- 3.5 Richard Dent, vs. NVG, 1/5/86
- 3.0 Richard Dent, at WAS, 12/30/84
- 2.0 Trace Armstrong, at MIN, 1/1/95
Otis Wilson, vs. NE, 1/26/86
Dan Hampton, at WAS, 12/30/84
Dan Hampton, at PHI, 12/23/79
- 1.5 Tommie Harris, vs. SEA, 1/16/11



Devin Hester returned the opening kickoff of Super Bowl XLI 92 yards for a touchdown.

SCORING

Most Points, Game

- 46 (W) vs. NE (1/26/86)
- 39 (W) vs. NO (1/21/07)
- 35 (W) vs. SEA (1/16/11)
(W) at MIN (1/1/95)

Fewest Points, Game

- 0 (L) at SF (1/6/85)
- 3 (L) at NYG (1/13/91)
(L) vs. SF (1/8/89)
- 7 (L) at DAL (12/26/77)

Most Points, Both Teams, Game

- 59 (35-24) vs. SEA (1/16/11)
(15-44) at SF (1/7/95)
- 56 (46-10) vs. NE (1/26/86)
- 53 (39-14) vs. NO (1/21/07)
(35-18) at MIN (1/1/95)

Fewest Points, Both Teams, Game

- 21 (21-0) vs. NYG (1/5/86)
- 22 (16-6) vs. NO (1/6/91)
- 23 (0-23) at SF (1/6/85)

Largest Margin of Victory, Game

- 36 (46-10) vs. NE (1/26/86)
- 25 (39-14) vs. NO (1/21/07)
- 24 (24-0) vs. LA Rams (1/12/86)

Most Points, Shutout Victory, Game

- 24 vs. LA Rams (1/12/86)
- 21 vs. NYG (1/5/86)

Most Points Overcome to Win Game

- 3 vs. SEA (1/14/07)
vs. MIN (1/1/95)
vs. NE (1/26/86)
at WAS (12/30/84)

Most Points, Each Half

- 1st: 23 vs. NE (1/26/86)
21 vs. SEA (1/16/11)
vs. SEA (1/14/07)
- 2nd: 23 vs. NO (1/21/07)
vs. NE (1/26/86)
21 at MIN (1/1/95)
14 Last: vs. GB (1/23/11)

Most Points, Each Quarter

- 1st: 14 vs. SEA (1/16/11)
13 vs. NE (1/26/86)
- 2nd: 14 vs. SEA (1/14/07)
at MIN (1/1/95)
- 3rd: 21 vs. NE (1/26/86)
14 vs. NYG (1/5/86)
- 4th: 21 vs. NO (1/21/07)
14 Last: vs. GB (1/23/11)
- OT: 3 vs. SEA (1/14/07)

TOUCHDOWNS

Most Touchdowns, Game

- 5 Last: vs. SEA (1/16/11)
- 4 vs. NO (1/21/07)
- 3 Last: vs. SEA (1/14/07)

Fewest Touchdowns, Game

- 0 at NYG (1/13/91)
vs. SF (1/8/89)
at SF (1/6/85)

Most Touchdowns, Both Teams, Game

- 8 (5 and 3) vs. SEA (1/16/11)
(2 and 6) at SF (1/7/95)
- 7 (5 and 2) at MIN (1/1/95)
- 6 Last: (4 and 2) vs. NO (1/21/07)

Fewest Touchdowns, Both Teams, Game

- 1 (1 and 0) vs. NO (1/6/91)
- 2 (1 and 1) vs. PHI (1/6/19)
(2 and 0) vs. PHI (12/31/88)
(0 and 2) at SF (1/6/85)
- 3 Last: vs. DAL (12/29/91)

FIELD GOALS

Most Field Goals Made, Game

- 3 Last: vs. PHI, (1/6/19)
- 2 Last: vs. SEA (1/14/07)

Most Field Goals Made, Both Teams, Game

- 6 (2 and 4) vs. PHI (12/31/88)
- 5 (1 and 4) vs. PHI (1/19/02)
(3 and 2) vs. NO (1/6/91)
- 4 Last: (3 and 1) vs. PHI (1/6/19)

Most Field Goals Attempted, Game

- 4 Last: vs. PHI (1/6/19)
vs. PHI (12/31/88)
vs. NO (1/6/91)

Most Field Goals Attempted, Both Teams, Game

- 9 (4 and 5) vs. PHI (12/31/88)
- 8 (4 and 4) vs. NO (1/6/91)
- 6 (3 and 3) vs. WAS (1/3/87)

FIRST DOWNS

OVERALL FIRST DOWNS

Most First Downs, Game

- 26 vs. DAL (12/29/91)
- 23 vs. CAR (1/15/06)
vs. NE (1/26/86)
- 21 vs. SEA (1/16/11)
vs. SEA (1/14/07)

Fewest First Downs, Game

- 10 vs. PHI (1/19/02)
- 11 at NYG (1/13/91)
vs. IND (2/4/07)
- 13 Last: vs. LA Rams (1/12/86)

Most First Downs, Both Teams, Game

- 47 (20 and 27) at SF (1/7/95)
- 44 (23 and 21) vs. CAR (1/15/06)
- 41 (26 and 15) vs. DAL (12/29/91)

Fewest First Downs, Both Teams, Game

- 22 (13 and 9) vs. LA Rams (1/12/86)
- 27 (17 and 10) vs. NYG (1/5/86)
- 29 (10 and 19) vs. PHI (1/19/02)
(18 and 11) vs. NO (1/6/91)

FIRST DOWNS BY RUSHING**Most First Downs, Rushing, Game**

- 13 vs. NE (1/26/86)
- 12 vs. NO (1/21/07)
- vs. DAL (12/29/91)
- 11 vs. SEA (1/16/11)

Fewest First Downs, Rushing, Game

- 0 at NYG (1/13/91)
- 3 Last vs. PHI (1/6/19)
- vs. IND (2/4/07)
- 4 at SF (1/7/95)
- at DAL (12/26/77)

Most First Downs, Rushing, Both Teams, Game

- 20 (8 and 12) vs. SEA (1/14/07)
- 18 (12 and 6) vs. DAL (12/29/91)
- (9 and 9) at SF (1/6/85)
- 17 Last: (4 and 13) at SF (1/7/95)

Fewest First Downs, Rushing, Both Teams, Game

- 5 (2 and 3) vs. PHI (1/6/19)
- 8 (5 and 3) at MIN (1/1/95)
- 9 (8 and 1) vs. PHI (12/31/88)

FIRST DOWNS BY PASSING**Most First Downs, Passing, Game**

- 17 vs. PHI (1/6/19)
- 14 vs. DAL (12/29/91)
- 13 at SF (1/7/95)

Fewest First Downs, Passing, Game

- 2 vs. PHI (1/19/02)
- 3 at SF (1/6/85)
- 5 vs. WAS (1/3/87)

Most First Downs, Passing, Both Teams, Game

- 38 (21 and 17) vs. PHI (1/6/19)
- 29 (11 and 18) at MIN (1/1/95)
- 27 (6 and 21) vs. PHI (12/31/88)

Fewest First Downs, Passing, Both Teams, Game

- 11 (8 and 3) vs. LA Rams (1/12/86)
- 13 (5 and 8) vs. WAS (1/3/87)
- 15 Last: (2 and 13) vs. PHI (1/19/02)

FIRST DOWNS BY PENALTY**Most First Downs, Penalty, Game**

- 6 vs. CAR (1/15/06)
- 3 vs. SEA (1/14/07)
- at SF (1/7/95)
- 2 Last: vs. PHI (1/6/19)

Most First Downs, Penalty, Both Teams, Game

- 7 (6 and 1) vs. CAR (1/15/06)
- 6 (3 and 3) at SF (1/7/95)
- 4 Last: (2 and 2) vs. PHI (1/6/19)

NET YARDS GAINED**Most Net Yards Gained, Game**

- 437 vs. SEA (1/16/11)
- 408 vs. NE (1/26/86)
- 372 vs. DAL (12/29/91)

Fewest Net Yards Gained, Game

- 184 vs. PHI (1/19/02)
- 186 at SF (1/6/85)
- 220 vs. WAS (1/3/87)

Most Net Yards Gained, Both Teams, Game

- 771 (341 and 430) vs. PHI (12/31/88)
- 716 (282 and 434) vs. CAR (1/15/06)
- 715 (340 and 375) vs. NO (1/21/07)

Fewest Net Yards Gained, Both Teams, Game

- 362 (232 and 130) vs. LA Rams (1/12/86)
- 520 (184 and 336) vs. PHI (1/19/02)
- (232 and 288) at NYG (1/13/91)
- 522 (220 and 302) vs. WAS (1/3/87)

OFFENSIVE PLAYS**Most Offensive Plays, Game**

- 82 vs. DAL (12/29/91)
- 77 vs. SEA (1/16/11)
- 76 vs. NE (1/26/86)

Fewest Offensive Plays, Game

- 47 vs. PHI (1/19/02)
- 48 vs. IND (2/4/07)
- 52 at NYG (1/13/91)

Most Offensive Plays, Both Teams, Game

- 142 (75 and 67) vs. SEA (1/14/07)
- 137 (77 and 60) vs. SEA (1/16/11)
- 136 (72 and 64) vs. NO (1/21/07)
- (54 and 82) at MIN (1/1/95)

Fewest Offensive Plays, Both Teams, Game

- 119 (55 and 64) at DAL (12/26/77)
- 120 (47 and 73) vs. PHI (1/19/02)
- (52 and 68) at NYG (1/13/91)
- 121 (61 and 60) vs. LA Rams (1/12/86)
- (66 and 55) vs. NYG (1/5/86)

YARDS PER PLAY**Highest Yards Per Play Average, Game**

- 5.98 (341 yds, 57 plays) vs. PHI (12/31/88)
- 5.70 (308 yds, 54 plays) at MIN (1/1/95)
- 5.67 (437 yds, 77 plays) vs. SEA (1/16/11)

Lowest Yards Per Play Average, Game

- 2.95 (186 yds, 63 plays) at SF (1/6/85)
- 3.58 (247 yds, 69 plays) at SF (1/7/95)
- 3.80 (232 yds, 61 plays) vs. LA Rams (1/12/86)

Highest Yards Per Play Average, Both Teams, Game

- 5.84 (771 yds, 132 plays) vs. PHI (12/31/88)
- 5.38 (695 yds, 129 plays) vs. IND (2/4/07)
- 5.36 (713 yds, 133 plays) vs. SEA (1/16/11)

Lowest Yards Per Play Average, Both Teams, Game

- 2.99 (362 yds, 121 plays) vs. LA Rams (1/12/86)
- 4.05 (522 yds, 129 plays) vs. WAS (1/3/87)
- 4.08 (531 yds, 130 plays) vs. NE (1/26/86)

RUSHING

RUSHING ATTEMPTS

Most Rushing Attempts, Game

- 49 vs. NE (1/26/86)
- 46 vs. NO (1/21/07)
- 45 vs. SEA (1/16/11)

Fewest Rushing Attempts, Game

- 16 at NYG (1/13/91)
- 18 vs. PHI (1/6/19)
- at SF (1/7/95)

Most Rushing Attempts, Both Teams, Game

- 75 (27 and 48) at DAL (12/26/77)
- 66 (29 and 37) at PHI (12/23/79)
- 65 (34 and 31) vs. SEA (1/14/07)

Fewest Rushing Attempts, Both Teams, Game

- 41 (23 and 18) vs. PHI (1/6/19)
- 49 (30 and 19) at MIN (1/1/95)
- (33 and 16) vs. PHI (12/31/88)
- 54 (23 and 31) vs. PHI (1/19/02)

RUSHING YARDS GAINED

Most Rushing Yards Gained, Game

- 196 vs. NO (1/21/07)
- 189 vs. NO (1/6/91)
- 176 vs. SEA (1/16/11)

Fewest Rushing Yards Gained, Game

- 27 at NYG (1/13/91)
- 39 at SF (1/7/95)
- 81 at DAL (12/26/77)

Most Rushing Yards Gained, Both Teams, Game

- 314 (81 and 233) at DAL (12/26/77)
- 308 (149 and 159) at SF (1/6/85)
- 302 (111 and 191) vs. IND (2/4/07)

Fewest Rushing Yards Gained, Both Teams, Game

- 107 (42 and 65) vs. PHI (1/6/19)
- 143 (94 and 49) at MIN (1/1/95)
- 174 (167 and 7) vs. NE (1/26/86)

YARDS PER CARRY

Highest Yards Per Carry Average, Game

- 5.84 (111 yds, 19 carries) vs. IND (2/4/07)
- 4.97 (164 yds, 33 carries) vs. PHI (12/31/88)
- 4.83 (111 yds, 23 carries) vs. PHI (1/19/02)

Lowest Yards Per Carry Average, Game

- 1.69 (27 yds, 16 carries) at NYG (1/13/91)
- 2.17 (39 yds, 18 carries) at SF (1/7/95)
- 2.76 (91 yds, 33 carries) vs. LA Rams (1/12/86)

Highest Yards Per Carry Average, Both Teams, Game

- 5.05 (308 yds, 61 carries) at SF (1/6/85)
- 4.95 (302 yds, 61 carries) vs. IND (2/4/07)
- 4.41 (216 yds, 49 carries) vs. PHI (12/31/88)

Lowest Yards, Per Carry Average, Both Teams

- 2.60 (107 yds, 41 carries) vs. PHI (1/6/19)
- 2.90 (174 yds, 60 carries) vs. NE (1/26/86)
- 2.92 (143 yds, 49 carries) at MIN (1/1/95)

RUSHING TOUCHDOWNS

Most Rushing Touchdowns, Game

- 4 vs. NE (1/26/86)
- 3 vs. SEA (1/16/11)
- vs. NO (1/21/07)
- 2 Last: vs. SEA (1/14/07)

Fewest Rushing Touchdowns, Game

- 0 12 times; Last: vs. PHI (1/6/19)

Most Rushing Touchdowns, Both Teams, Game

- 6 (1 and 5) at SF (1/7/95)
- 4 (2 and 2) vs. SEA (1/14/07)
- (4 and 0) vs. NE (1/26/86)
- 3 Last: (1 and 2) vs. GB (1/23/11)

Fewest Rushing Touchdowns, Both Teams, Game

- 0 vs. PHI (1/6/19)
- vs. NO (1/6/91)
- vs. NYG (1/5/86)
- 1 7 times; Last: vs. IND (2/4/07)

PASSING

ATTEMPTS

Most Passing Attempts, Game

- 47 at SF (1/7/95)
- 45 vs. DAL (12/29/91)
- vs. SF (1/8/89)
- 43 vs. PHI (1/6/19)

Fewest Passing Attempts, Game

- 17 at WAS (12/30/84)
- 21 vs. NYG (1/5/86)
- 22 Last: vs. PHI (1/19/02)

Most Passing Attempts, Both Teams, Game

- 84 (23 and 61) at MIN (1/1/95)
- 83 (40 and 43) vs. PHI (1/13/91)
- 78 (23 and 55) vs. PHI (12/31/88)

Fewest Passing Attempts, Both Teams, Game

- 39 (25 and 14) at DAL (12/26/77)
- 53 (36 and 17) at NYG (1/13/91)
- (30 and 23) at PHI (12/23/79)
- 56 (25 and 31) vs. LA Rams (1/12/86)
- (21 and 35) vs. NYG (1/5/86)

COMPLETIONS

Most Completions, Game

- 29 at SF (1/7/95)
- 26 vs. PHI (1/6/19)
- 23 vs. DAL (12/29/91)

Fewest Completions, Game

- 10 at WAS (12/30/84)
- 11 Last: vs. NO (1/21/07)

Most Completions, Both Teams, Game

- 51 (25 and 26) vs. PHI (1/6/19)
- 48 (15 and 33) at MIN (1/1/95)
- 47 (29 and 18) at SF (1/7/95)

Fewest Completions, Both Teams, Game

- 23 (15 and 8) vs. NO (1/6/91)
- 25 (11 and 14) vs. NYG (1/5/86)
- (13 and 12) at PHI (12/23/79)
- 26 (11 and 15) vs. WAS (1/3/87)
- (16 and 10) vs. LA Rams (1/12/86)

Highest Completion Percentage, Game

- 71.4% (20-28) vs. IND (2/4/07)
- 65.2% (15-23) at MIN (1/1/95)
- 64.0% (16-25) vs. LA Rams (1/12/86)

Lowest Completion Percentage, Game

- 35.5% (11-31) vs. WAS (1/3/87)
- 41.5% (17-41) vs. CAR (1/15/06)
- 42.3% (11-26) vs. NO (1/21/07)

Highest Completion Percentage, Both Teams, Game

- 68.8% (45-66) vs. IND (2/4/07)
- 64.4% (47-73) at SF (1/7/95)
- 61.4% (51-83) vs. PHI (1/6/19)

Lowest Completion Percentage, Both Teams, Game

- 40.0% (24-60) vs. NO (1/6/91)
- 41.3% (26-63) vs. WAS (1/3/87)
- 44.6% (25-56) vs. NYG (1/5/86)

NET PASSING YARDS GAINED**Most Net Passing Yards, Game**

- 291 vs. PHI (1/6/19)
- 261 vs. SEA (1/16/11)
- 251 vs. SEA (1/14/07)

Fewest Net Passing Yards, Game

- 37 at SF (1/6/85)
- 73 vs. PHI (1/19/02)
- 127 vs. WAS (1/3/87)

Most Net Passing Yards, Both Teams, Game

- 555 (177 and 378) vs. PHI (12/31/88)
- 554 (214 and 340) at MIN (1/1/95)
- 549 (258 and 291) vs. PHI (1/6/19)

Fewest Net Passing Yards, Both Teams, Game

- 185 (141 and 44) vs. LA Rams (1/12/86)
- 265 (37 and 228) at SF (1/6/85)
- 275 (143 and 132) at DAL (12/26/77)

SACKS**Fewest Times Sacked, Game**

- 0 Last: vs. NO (1/21/07)
- 1 Last: vs. IND (2/4/07)

Most Times Sacked, Game

- 9 at SF (1/6/85)
- 5 vs. WAS (1/10/88)
- at WAS (12/30/84)
- 4 at SF (1/7/95)

Fewest Times Sacked, Both Teams, Game

- 2 (1 and 1) vs. IND (2/4/07)
- (0 and 2) vs. SF (1/8/89)
- 3 Last: (2 and 1) vs. PHI (1/6/19)

Most Times Sacked, Both Teams, Game

- 12 (5 and 7) at WAS (12/30/84)
- (9 and 3) at SF (1/6/85)
- 10 (3 and 7) vs. NE (1/26/86)

GROSS YARDS GAINED**Most Gross Passing Yards, Game**

- 303 vs. PHI (1/6/19)
- 282 vs. SEA (1/14/07)
- 274 vs. SEA (1/16/11)

Fewest Gross Passing Yards, Game

- 87 at SF (1/6/85)
- 89 vs. PHI (1/19/02)
- 134 vs. WAS (1/3/87)

Most Gross Passing Yards, Both Teams, Game

- 592 (185 and 407) vs. PHI (12/31/88)
- 572 (221 and 351) at MIN (1/1/95)
- 569 (266 and 303) vs. PHI (1/6/19)

Fewest Gross Passing Yards, Both Teams, Game

- 230 (164 and 66) vs. LA Rams (1/12/86)
- 311 (177 and 134) at DAL (12/26/77)
- 317 (205 and 112) at NYG (1/13/91)

TOUCHDOWNS**Most Passing Touchdowns, Game**

- 3 at WAS (12/30/84)
- 2 3 times; Last: vs. SEA (1/16/11)
- 1 11 times; Last: vs. IND (2/4/07)

Fewest Passing Touchdowns, Game

- 0 6 times; Last vs. vs. PHI (1/19/02)

Most Passing Touchdowns, Both Teams, Game

- 5 (2 and 3) vs. SEA (1/16/11)
- 4 (1 and 3) vs. CAR (1/15/06)
- (2 and 2) at MIN (1/1/95)
- 3 6 times; Last: (2 and 1) vs. PHI (1/6/19)

Fewest Passing Touchdowns, Both Teams, Game

- 1 6 times; Last: (1 and 0) vs. GB (1/23/11)

INTERCEPTIONS**Fewest Interceptions Thrown, Game**

- 0 Last: vs. PHI (1/6/19)

Most Interceptions Thrown, Game

- 4 at DAL (12/26/77)
- 3 vs. GB (1/23/11)
- vs. PHI (1/19/02)
- vs. PHI (12/31/88)
- vs. WAS (1/10/88)
- 2 Last: vs. IND (2/4/07)

Fewest Interceptions Thrown, Both Teams, Game

- 0 vs. NYG (1/5/86)
- 1 Four times; Last: (0 and 1) vs. NO (1/21/07)

Most Interceptions Thrown, Both Teams, Game

- 6 (3 and 3) vs. PHI (12/31/88)
- 5 (3 and 2) vs. GB (1/23/11)
- (4 and 1) at DAL (12/26/77)
- 4 (3 and 1) vs. PHI (1/19/02)
- (3 and 1) vs. WAS (1/10/88)

PUNTING**PUNTS****Most Punts, Game**

- 10 vs. LA Rams (1/12/86)
- 9 vs. GB (1/23/11)
- 7 Last: vs. NO (1/21/07)

Fewest Punts, Game

- 1 vs. DAL (12/29/91)
- 2 at NYG (1/13/91)
- vs. NO (1/6/91)
- vs. PHI (12/31/88)
- 3 at MIN (1/1/95)

Most Punts, Both Teams, Game

- 21 (10 and 11) vs. LA Rams (1/12/86)
- 17 (9 and 8) vs. GB (1/23/11)
- 15 (6 and 9) vs. NYG (1/5/86)

Fewest Punts, Both Teams, Game

- 4 (1 and 3) vs. DAL (12/29/91)
- 5 (2 and 3) at NYG (1/13/91)
- (2 and 3) vs. NO (1/6/91)
- 6 (4 and 2) at SF (1/7/95)
- (2 and 4) vs. PHI (12/31/88)

GROSS PUNT AVERAGE**Highest Gross Punt Average (MIN. 3 punts), Game**

- 47.43 (7 punts, 332 yds) vs. NO (1/21/07)
- 45.20 (5 punts, 226 yds) vs. IND (2/4/07)
- 43.25 (4 punts, 173 yds) vs. NE (1/26/86)

Lowest Gross Punt Average (MIN. 3 punts), Game

- 31.43 (7 punts, 220 yds) vs. SF (1/8/89)
- 35.14 (7 punts, 246 yds) vs. CAR (1/15/06)
- 36.30 (10 punts, 363 yds) vs. LA Rams (1/12/86)

PUNT RETURNS**RETURNS****Most Punt Returns, Game**

- 6 vs. NYG (1/5/86)
- 5 vs. WAS (1/3/87)
- vs. LA Rams (1/12/86)
- 4 vs. GB (1/23/11)

Fewest Punt Returns, Game

- 0 vs. PHI (1/6/19)
- at SF (1/7/95)
- at PHI (12/23/79)
- 1 Five times; Last: vs. IND (2/4/07)

Most Punt Returns, Both Teams, Game

- 9 (5 and 4) vs. LA Rams (1/12/86)
- 8 (5 and 3) vs. WAS (1/3/87)
- (6 and 2) vs. NYG (1/5/86)
- 7 (4 and 3) vs. GB (1/23/11)

Fewest Punt Returns, Both Teams, Game

- 1 (1 and 0) at MIN (1/1/95)
- 2 (0 and 2) at SF (1/7/95)
- (2 and 0) vs. DAL (12/29/91)
- (1 and 1) vs. PHI (12/31/88)
- 3 (2 and 1) at NYG (1/13/91)
- (2 and 1) vs. NO (1/6/91)

PUNT RETURN YARDS GAINED**Most Punt Return Yards, Game**

- 38 vs. GB (1/23/11)
- 30 vs. SEA (1/16/11)
- 27 vs. WAS (1/3/87)
- vs. NYG (1/5/86)

Fewest Punt Return Yards, Game

- 0 at SF (1/7/95)
- vs. PHI (12/31/88)
- at PHI (12/23/79)
- 1 Last: vs. PHI (1/6/19)

Most Punt Return Yards, Both Teams, Game

- 81 (12 and 69) at SF (1/6/85)
- 77 (12 and 65) vs. WAS (1/10/88)
- 51 (38 and 13) vs. GB (1/23/11)
- (0 and 51) at PHI (12/23/79)

Fewest Punt Return Yards, Both Teams, Game

- 0 (1 and -1) vs. CAR (1/15/06)
- 1 (1 and 0) vs. PHI (1/6/19)
- (1 and 0) at MIN (1/1/95)
- 3 (0 and 3) vs. PHI (12/31/88)

PUNT RETURN AVERAGE**Highest Punt Return Average (MIN. 2 returns), Game**

- 15.0 (2 returns, 30 yds) vs. SEA (1/16/11)
- 12.0 (2 returns, 24 yds) vs. NO (1/21/07)
- 10.0 (2 returns, 20 yds) vs. NE (1/26/86)

Lowest Punt Return Average (MIN. 2 returns), Game

- 0.5 (2 returns, 1 yd) vs. CAR (1/15/06)
- 1.5 (2 returns, 3 yds) at NYG (1/13/91)
- 1.7 (3 returns, 5 yds) vs. SEA (1/14/07)

PUNT RETURN TOUCHDOWNS**Most Punt Return Touchdowns, Game**

- 1 vs. NYG (1/5/86)

Most Punt Return Touchdowns, Both Teams, Game

- 1 (0 and 1) vs. WAS (1/10/88)
- (1 and 0) vs. NYG (1/5/86)

KICKOFF RETURNS**RETURNS****Most Kickoff Returns, Game**

- 8 vs. PHI (1/19/02)
- at DAL (12/26/77)
- 6 Last: vs. IND (2/4/07)

Fewest Kickoff Returns, Game

- 1 Last: vs. NO (1/6/91)
- 3 Last: vs. PHI (1/6/19)

Most Kickoff Returns, Both Teams, Game

- 12 (8 and 4) vs. PHI (1/19/02)
- 11 (4 and 7) vs. NE (1/26/86)
- 10 Last: (6 and 4) vs. IND (2/4/07)

Fewest Kickoff Returns, Both Teams, Game

- 5 Last: (2 and 3) vs. PHI (1/6/19)
- 6 Last: (4 and 2) vs. DAL (12/29/91)

KICKOFF RETURN YARDS**Most Kickoff Return Yards, Game**

- 180 vs. PHI (1/19/02)
- 162 at DAL (12/26/77)
- 159 vs. WAS (1/3/87)

Fewest Kickoff Return Yards, Game

- 21 vs. NYG (1/5/86)
- 22 vs. LA Rams (1/12/86)
- 24 vs. SEA (1/16/11)

Most Kickoff Return Yards, Both Teams, Game

- 264 (180 and 84) vs. PHI (1/19/02)
- 239 (73 and 166) vs. SEA (1/14/07)
- 232 (132 and 100) vs. CAR (1/15/06)

Fewest Kickoff Return Yards, Both Teams, Game

- 82 (67 and 15) at SF (1/6/85)
- 85 (29 and 56) vs. WAS (1/10/88)
- 93 (59 and 34) vs. DAL (12/29/91)

KICKOFF RETURN AVERAGE**Highest Kickoff Return Avg. (MIN. 2 returns), Game**

- 26.5 (6 returns, 159 yds) vs. WAS (1/3/87)
- 24.7 (3 returns, 74 yds) at WAS (12/30/84)
- 23.0 (6 returns, 138 yds) vs. IND (2/4/07)

Lowest Kickoff Return Avg. (MIN. 2 returns), Game

- 8.0 (3 returns, 24 yds) vs. SEA (1/16/11)
- 12.3 (4 returns, 49 yds) vs. NE (1/26/86)
- 13.0 (3 returns, 39 yds) vs. NO (1/21/07)

PENALTIES**PENALTIES****Fewest Penalties, Game**

- 1 vs. NO (1/21/07)
vs. PHI (1/19/02)
vs. PHI (12/31/88)
- 2 vs. NYG (1/5/86)
- 3 Last: vs. PHI (1/6/19)

Most Penalties, Game

- 9 vs. GB (1/23/11)
- 8 vs. SEA (1/16/11)
- 7 vs. NO (1/6/91)
vs. NE (1/26/86)
at SF (1/6/85)

Fewest Penalties, Both Teams, Game

- 3 (3 and 0) vs. SF (1/8/89)
- 6 Last: (3 and 3) vs. PHI (1/6/19)
- 7 Three times; Last: vs. PHI (1/19/02)

Most Penalties, Both Teams, Game

- 17 (6 and 11) at MIN (1/1/95)
- 15 (9 and 6) vs. GB (1/23/11)
- 13 (4 and 9) vs. CAR (1/15/06)
(6 and 7) at WAS (12/30/84)

PENALTY YARDS**Fewest Penalty Yards, Game**

- 5 vs. NO (1/21/07)
vs. PHI (1/19/02)
vs. PHI (12/31/88)
- 16 vs. DAL (12/29/91)
- 19 vs. CAR (1/15/06)

Most Penalty Yards, Game

- 89 vs. GB (1/23/11)
- 71 vs. SEA (1/16/11)
- 57 vs. NO (1/6/91)

Fewest Penalty Yards, Both Teams, Game

- 32 (16 and 16) vs. DAL (12/29/91)
- 35 (35 and 0) vs. SF (1/8/89)
- 45 (30 and 15) at NYG (1/13/91)
(20 and 25) vs. NYG (1/5/86)

Most Penalty Yards, Both Teams, Game

- 129 (89 and 40) vs. GB (1/23/11)
- 115 (30 and 85) at MIN (1/1/95)
- 107 (42 and 65) vs. WAS (1/3/87)

FUMBLES**FUMBLES****Fewest Fumbles, Game**

- 0 Last: vs. PHI (1/6/19)
- 1 Eight times; Last: vs. GB (1/23/11)

Most Fumbles, Game

- 4 vs. IND (2/4/07)
vs. SEA (1/14/07)
- 3 Four times; Last: vs. WAS (1/3/87)

Fewest Fumbles, Both Teams, Game

- 0 (0 and 0) vs. PHI (1/6/19)
- 1 (1 and 0) vs. PHI (1/19/02)
(0 and 1) at NYG (1/13/91)
(1 and 0) vs. PHI (12/31/88)
- 2 (1 and 1) vs. WAS (1/10/88)
(1 and 1) at SF (1/6/85)

Most Fumbles, Both Teams, Game

- 7 (3 and 4) vs. NE (1/26/86)
(3 and 4) vs. LA Rams (1/12/86)
- 6 (4 and 2) vs. IND (2/4/07)
- 5 Five times; Last: at SF (1/7/95)

LOST FUMBLES**Fewest Lost Fumbles, Game**

- 0 Nine times; Last: vs. GB (1/23/11)

Most Lost Fumbles, Game

- 3 vs. IND (2/4/07)
at DAL (12/26/77)
- 2 vs. WAS (1/3/87)
vs. NE (1/26/86)
- 1 Ten times; Last: vs. SEA (1/14/07)

Fewest Lost Fumbles, Both Teams, Game

- 0 Five times; Last: vs. GB (1/23/11)
- 1 Eight times; Last: vs. SEA (1/14/07)

Most Lost Fumbles, Both Teams, Game

- 6 (2 and 4) vs. NE (1/26/86)
- 5 (3 and 2) vs. IND (2/4/07)
(3 and 2) at DAL (12/26/77)
- 3 Four times; Last: vs. NO (1/21/07)

SCORING

SCORING

Fewest Points Allowed, Game

- 0 (W) vs. LA Rams (1/12/86)
(W) vs. NYG (1/5/86)
- 6 (W) vs. NO (1/6/91)
- 10 (W) vs. NE (1/26/86)

Most Points Allowed, Game

- 44 (L) at SF (1/7/95)
- 37 (L) at DAL (12/26/77)
- 33 (L) vs. PHI (1/19/02)

Fewest Touchdowns Allowed, Game

- 0 vs. NO (1/6/91)
vs. PHI (12/31/88)
vs. LA Rams (1/12/86)
vs. NYG (1/5/86)
- 1 vs. NE (1/26/86)

Most Touchdowns Allowed, Game

- 6 at SF (1/7/95)
- 4 at NYG (1/13/91)
vs. SF (1/8/89)
at DAL (12/26/77)
- 3 Last: vs. SEA (1/14/07)

TAKEAWAYS

TOTAL TAKEAWAYS

Most Takeaways, Game

- 6 vs. NE (1/26/86)
- 4 vs. NO (1/21/07)
at MIN (1/1/95)
- 3 Last: vs. IND (2/4/07)

Fewest Takeaways, Game

- 0 vs. SEA (1/16/11)
vs. DAL (12/29/91)
- 1 Last: vs. SEA (1/14/07)

INTERCEPTIONS

Most Passes Intercepted By, Game

- 3 vs. NO (1/6/91)
vs. PHI (12/31/88)
- 2 vs. GB (1/23/11)
at MIN (1/1/95)
vs. NE (1/26/86)
at SF (1/6/85)

Fewest Passes Intercepted By, Game

- 0 vs. SEA (1/16/11)
at SF (1/7/95)
vs. DAL (12/29/91)
at NYG (1/13/91)
vs. SF (1/8/89)
vs. NYG (1/5/86)

FUMBLE RECOVERIES

Most Opponent Fumbles Recovered, Game

- 4 vs. NE (1/26/86)
- 3 vs. NO (1/21/07)
- 2 Six times; Last: vs. IND (2/4/07)

FIRST DOWNS

TOTAL FIRST DOWNS

Fewest First Downs Allowed, Game

- 9 vs. LA Rams (1/12/86)
- 10 vs. NYG (1/5/86)
- 11 vs. NO (1/6/91)

Most First Downs Allowed, Game

- 27 at SF (1/7/95)
- 25 at SF (1/6/85)
- 24 vs. IND (2/4/07)

RUSHING FIRST DOWNS

Fewest Rushing First Downs Allowed, Game

- 1 Four times; Last: vs. SEA (1/16/11)
- 2 vs. PHI (1/6/19)
vs. NO (1/6/91)
- 3 vs. NO (1/21/07)
at MIN (1/1/95)

Most Rushing First Downs Allowed, Game

- 16 at NYG (1/13/91)
- 13 at SF (1/7/95)
at DAL (12/26/77)
- 12 vs. IND (2/4/07)
vs. SEA (1/14/07)

PASSING FIRST DOWNS

Fewest Passing First Downs Allowed, Game

- 3 vs. LA Rams (1/12/86)
- 6 vs. SEA (1/14/07)
- 7 vs. DAL (12/29/91)

Most Passing First Downs Allowed, Game

- 21 vs. PHI (12/31/88)
- 18 at MIN (1/1/95)
- 17 vs. PHI (1/6/19)

FIRST DOWNS BY PENALTY

Fewest First Downs Allowed By Penalties, Game

- 0 Seven times; Last: vs. NO (1/21/07)

Most First Downs Allowed By Penalties, Game

- 3 vs. GB (1/23/11)
vs. SEA (1/16/11)
at SF (1/7/95)
vs. WAS (1/3/87)
- 2 Last: vs. PHI (1/6/19)

NET YARDS

NET YARDS ALLOWED

Fewest Net Yards Allowed, Game

- 123 vs. NE (1/26/86)
- 130 vs. LA Rams (1/12/86)
- 181 vs. NYG (1/5/86)

Most Net Yards Allowed, Game

- 434 vs. CAR (1/15/06)
- 430 vs. IND (2/4/07)
vs. PHI (12/31/88)
- 406 vs. SF (1/8/89)

RUSHING**RUSHING YARDS****Fewest Rushing Yards Allowed, Game**

- 7 vs. NE (1/26/86)
- 32 vs. NYG (1/5/86)
- 34 vs. SEA (1/16/11)

Most Rushing Yards Allowed, Game

- 233 at DAL (12/26/77)
- 194 at NYG (1/13/91)
- 191 vs. IND (2/4/07)

RUSHING TOUCHDOWNS**Fewest Rushing Touchdowns Allowed, Game**

- 0 11 times; Last: vs. PHI (1/6/19)

Most Rushing Touchdowns Allowed, Game

- 5 at SF (1/7/95)
- 3 at DAL (12/26/77)
- 2 vs. GB (1/23/11)
- vs. SEA (1/14/07)
- at NYG (1/13/91)
- at WAS (12/30/84)

PASSING**PASSING ATTEMPTS****Fewest Passing Attempts Allowed, Game**

- 14 at DAL (12/26/77)
- 17 at NYG (1/13/91)
- 18 vs. DAL (12/29/91)

Most Passing Attempts Allowed, Game

- 61 at MIN (1/1/95)
- 55 vs. PHI (12/31/88)
- 49 vs. NO (1/21/07)

COMPLETIONS**Fewest Completions Allowed, Game**

- 8 at DAL (12/26/77)
- 9 vs. DAL (12/29/91)
- 10 at NYG (1/13/91)
- vs. LA Rams (1/12/86)

Most Completions Allowed, Game

- 33 at MIN (1/1/95)
- 27 vs. NO (1/21/07)
- vs. PHI (12/31/88)
- 26 vs. SEA (1/16/11)
- vs. PHI (1/19/02)

GROSS PASSING YARDS**Fewest Gross Passing Yards Allowed, Game**

- 66 vs. LA Rams (1/12/86)
- 112 at NYG (1/13/91)
- 134 at DAL (12/26/77)

Most Gross Passing Yards Allowed, Game

- 407 vs. PHI (12/31/88)
- 354 vs. NO (1/21/07)
- 351 at MIN (1/1/95)

NET PASSING YARDS**Fewest Net Passing Yards Allowed, Game**

- 44 vs. LA Rams (1/12/86)
- 94 at NYG (1/13/91)
- 116 vs. NE (1/26/86)

Most Net Passing Yards Allowed, Game

- 378 vs. PHI (12/31/88)
- 340 at MIN (1/1/95)
- 319 vs. NO (1/21/07)

PASSING TOUCHDOWNS**Fewest Passing Touchdowns Allowed, Game**

- 0 Six times; Last: vs. GB (1/23/11)

Most Passing Touchdowns Allowed, Game

- 3 vs. SEA (1/16/11)
- vs. CAR (1/15/06)
- vs. SF (1/8/89)
- at PHI (12/23/79)
- 2 Six times; Last: vs. PHI (1/6/19)

SACKS**SACKS OF OPPOSING QUARTERBACK****Most Sacks of Opposing QB, Game**

- 7 vs. NE (1/26/86)
- at WAS (12/30/84)
- 6 vs. NYG (1/5/86)
- 4 vs. PHI (12/31/88)

Fewest Sacks of Opposing QB, Game

- 0 vs. DAL (12/29/91)
- 1 Six times; Last: vs. PHI (1/6/19)
- 2 Seven times; Last: vs. PHI (1/19/02)

CAREER COACHING RECORDS

	Years	Overall	Regular	Post-season
		W-L-T (Pct.)	W-L-T	W-L
1. George Halas	1920-29; 33-42; 46-55; 58-67	324-151-31 (.682)	318-148-31	6-3
2. Mike Ditka	1982-92	112-68-0 (.622)	106-62-0	6-6
3. Lovie Smith	2004-12	84-66-0 (.560)	81-63-0	3-3
4. Dave Wannstedt	1993-98	41-57-0 (.418)	40-56-0	1-1
5. Dick Jauron	1999-2003	35-46-0 (.432)	35-45-0	0-1
6. Neill Armstrong	1978-81	30-35-0 (.462)	30-34-0	0-1
7. Ralph Jones	1930-32	24-10-7 (.706)	24-10-7	None
8. Heartley "Hunk" Anderson/ Luke Johnsos (co-coaches)	1942-45	24-12-2 (.667)	23-11-2	1-1
9. Matt Nagy	2018-pres	20-13-0 (.606)	20-12-0	0-1
10. Jack Pardee	1975-77	20-23-0 (.465)	20-22-0	0-1
11. Jim Dooley	1968-71	20-36-0 (.357)	20-36-0	None
12. John "Paddy" Driscoll	1956-57	14-10-1 (.583)	14-9-1	0-1
13. Marc Trestman	2013-14	13-19 (.406)	13-19-0	None
14. Abe Gibron	1972-74	11-30-1 (.274)	11-30-1	None
15. John Fox	2015-17	14-34-0 (.292)	14-34-0	None
TOTALS	1920-2018	786-610-42 (.561)	769-581-42	17-19

CAREER SCORING

	Years	Ru	Rec	Ret	PAT	FG	2-Pts	Pts
1. Robbie Gould (k)	2005-15	0	0	0	379/383	276/323	0	1,207
2. Kevin Butler (k)	1985-95	0	0	0	387/397	243/332	0	1,116
3. Walter Payton (hb)	1975-87	110	15	0	0	0	0	750
4. Bob Thomas (k)	1975-84	0	0	0	245/268	128/205	0	629
5. George Blanda (k-qb)	1949-58	5	0	0	247/250	88/201	0	541
6. Paul Edinger (k)	2000-04	0	0	0	133/133	110/146	0	463
7. Mac Percival (k)	1967-73	0	0	0	159/162	99/182	0	456
8. Neal Anderson (rb)	1986-93	51	20	0	0	0	0	426
9. Matt Forté (rb)	2008-15	45	19	0	0	0	6	396
10. Roger Leclerc (k)	1960-66	0	0	0	152/158	75/146	0	377
11. Jack Manders (fb-lb-hb-db-k)	1933-40	11	6	2	133/*	40/*	0	367
12. Rick Casares (fb)	1955-64	49	10	0	0	0	0	354
13. Gale Sayers (rb)	1965-71	39	9	8	0	0	0	336
14. Ken Kavanaugh (e)	1940-41; 45-50	0	50	2	1/1	0	0	313
15. Johnny Lujack (qb-k)	1948-51	21	0	0	130/136	4/9	0	268
16. Jeff Jaeger (k)	1996-99	0	0	0	77/78	63/83	0	266
17. Joey Sternaman (qb-k)	1922-25; 1927-30	21	4	0	56/*	13/*	0	251
18. Harlon Hill (e)	1954-61	0	40	0	0	0	0	240
19. George McAfee (hb-db)	1940-41; 45-50	22	11	6	0	0	0	234
20. Ray "Scooter" McLean (hb-db-k)	1940-47	6	21	3	45/54	0/1	0	225

* figures not available

CAREER INTERCEPTIONS

	Years	Int	Yards	Avg	TD
1. Gary Fencik (s)	1976-87	38	483	12.7	1
2. Richie Petitbon (s)	1959-68	37	643	17.4	3
3. Charles Tillman (cb)	2003-14	36	675	18.8	8
4. Donnell Woolford (cb)	1989-96	32	212	6.6	1
5. Bennie McRae (cb)	1962-70	27	485	18.0	4
6. Dave Whitsell (cb)	1961-66	26	397	15.3	2
7. George McAfee (db)	1940-41; 45-50	25	350	14.0	1
8. JC Caroline (db)	1956-65	24	405	16.9	2
Doug Buffone (lb)	1966-79	24	211	8.8	0
10. Roosevelt Taylor (s)	1961-69	23	414	18.0	3
11. Brian Urlacher (lb)	2000-12	22	324	14.7	2
Dick Butkus (lb)	1965-73	22	166	7.5	0
Allan Ellis (cb)	1973-77; 79-80	22	185	8.4	1

CAREER RUSHING

	Years	Att	Yards	Avg	TD
1. Walter Payton	1975-87	3,838	16,726	4.4	110
2. Matt Forté	2008-15	2,035	8,602	4.2	45
3. Neal Anderson	1986-93	1,515	6,166	4.1	51
4. Rick Casares (fb)	1955-64	1,386	5,657	4.1	49
5. Gale Sayers	1965-71	991	4,956	5.0	39
6. Thomas Jones	2004-06	850	3,493	4.1	22
7. Jordan Howard	2016-18	778	3,370	4.3	24
8. Anthony Thomas	2001-04	858	3,332	3.9	21
9. Roland Harper (fb)	1975-78; 80-82	757	3,044	4.0	15
10. Willie Galimore	1957-63	670	2,985	4.5	26
11. Matt Suhey (fb)	1980-89	829	2,946	3.6	20
12. Ronnie Bull (hb/fb)	1962-70	787	2,871	3.7	9
13. Bronko Nagurski (fb)	1930-37; 43	633	2,778	4.4	18
14. Bobby Douglass (qb)	1969-75	373	2,470	6.6	20
15. Ray Noling	1936-43	508	2,285	4.5	16
16. Raymont Harris	1994-97	592	2,245	3.8	15
17. George Gulyanics	1947-52	609	2,081	4.1	19
18. Brad Muster (fb)	1988-92	455	2,014	4.4	20
19. James Allen	1998-2001	515	1,978	3.8	4
20. Gary Famiglietti	1938-45	505	1,927	3.8	20
21. Beattie Feathers	1934-37	320	1,846	5.8	14
22. Bill Osmanski (fb)	1939-43; 46-47	368	1,753	4.8	20
23. George McAfee	1940-41; 45-50	341	1,685	4.9	22
24. Rashaan Salaam	1995-97	470	1,682	3.6	13
25. Jim Harbaugh (qb)	1987-93	296	1,609	5.4	15

1,000-YARD RUSHING SEASONS

The Bears have had 31 1,000-yard rushing seasons with Walter Payton accounting for 10 of those including the top eight single-season rushing totals in team history.

CHICAGO BEARS 1,000-YARD RUSHING SEASONS

Rk.	Player	Season	Yards	Rk.	Player	Season	Yards	Rk.	Player	Season	Yards
1.	Walter Payton	1977	1,852	12.	Jordan Howard	2016	1,313	23.	Matt Forté	2012	1,094
2.	Walter Payton	1984	1,684	13.	Neal Anderson	1989	1,275	24.	Neal Anderson	1990	1,078
3.	Walter Payton	1979	1,610	14.	Matt Forté	2008	1,238	25.	Rashaan Salaam	1995	1,074
4.	Walter Payton	1985	1,551	15.	Gale Sayers	1966	1,231	26.	Matt Forté	2010	1,069
5.	Walter Payton	1980	1,460	16.	Walter Payton	1981	1,222	27.	Matt Forté	2014	1,038
6.	Walter Payton	1983	1,421	17.	Thomas Jones	2006	1,210	28.	Raymont Harris	1997	1,033
7.	Walter Payton	1978	1,395	18.	Anthony Thomas	2001	1,183	29.	Gale Sayers	1969	1,032
8.	Walter Payton	1976	1,390	19.	Rick Casares	1956	1,126	30.	Anthony Thomas	2003	1,024
9.	Matt Forté	2013	1,339	20.	Jordan Howard	2017	1,122	31.	Beattie Feathers	1934	1,004
10.	Thomas Jones	2005	1,335	21.	James Allen	2000	1,120				
11.	Walter Payton	1986	1,333	22.	Neal Anderson	1988	1,106				

Number of 1,000-yard rushing seasons: Walter Payton-10, (1976-81, '83-86); Matt Forté-5, (2008, '10, '12-'14); Neal Anderson-3, (1988-90); Thomas Jones-2, (2005-06); Gale Sayers-2, (1966 & '69); Anthony Thomas-2, (2001 & '03); Jordan Howard-2, (2016-17); James Allen-1, (2000); Rick Casares-1, (1956); Beattie Feathers-1, (1934); Raymont Harris-1, (1997); Rashaan Salaam-1, (1995).

CAREER RECEIVING

— YARDS —

	Years	Yards	Receptions	Avg	TD
1. Johnny Morris (wr)	1958-67	5,059	356	14.2	31
2. Harlon Hill (wr)	1954-61	4,616	226	20.4	40
3. Alshon Jeffery (wr)	2012-16	4,549	304	15.0	26
4. Walter Payton (rb)	1975-87	4,538	492	9.2	15
5. Mike Ditka (te)	1961-66	4,503	316	14.3	34
6. Curtis Conway (wr)	1993-99	4,498	329	13.7	31
7. Matt Forté (rb)	2008-15	4,116	487	8.5	19
8. Marty Booker (wr)	1999-2003; 08	3,895	329	11.8	25
9. Willie Gault (wr)	1983-87	3,650	184	19.8	27
10. Ken Kavanaugh (e)	1940-41; 45-50	3,626	162	22.4	50
11. Dick Gordon (wr)	1965-71	3,550	238	14.9	35
12. Brandon Marshall (wr)	2012-14	3,524	279	12.5	31
13. James Scott (wr)	1976-80; 82	3,202	177	18.1	20
14. Jim Dooley (wr)	1952-54; 56-57; 59-62	3,172	211	15.0	16
15. Jim Keane (e)	1946-51	3,031	206	14.7	23
16. Wendell Davis (wr)	1988-93	3,000	207	14.5	14
17. Dennis McKinnon (wr)	1983-85; 87-89	2,840	180	15.8	21
18. Bobby Engram (wr)	1996-2000	2,831	246	11.5	17
19. Bill McColl (e)	1952-59	2,815	201	14.0	25
20. Devin Hester (wr)	2006-13	2,807	217	12.9	14
21. Neal Anderson (rb)	1986-93	2,763	302	9.1	20
22. Emery Moorehead (te)	1981-88	2,730	200	13.7	14
23. Marcus Robinson (wr)	1998-2002	2,695	187	14.4	20
24. Desmond Clark (te)	2003-10	2,639	242	10.9	18
25. Earl Bennett (wr)	2008-13	2,277	185	12.3	12

— RECEPTIONS —

	Years	Catches	Yards	Avg	TD
1. Walter Payton (rb)	1975-87	492	4,538	9.2	15
2. Matt Forté (rb)	2008-15	487	4,116	8.5	19
3. Johnny Morris (wr)	1958-67	356	5,059	14.2	31
4. Marty Booker (wr)	1999-2003; 08	329	3,895	11.8	25
Curtis Conway (wr)	1993-99	329	4,498	13.7	31
6. Mike Ditka (te)	1961-66	316	4,503	14.3	34
7. Alshon Jeffery (wr)	2012-16	304	4,549	15.0	26
8. Neal Anderson (rb)	1986-93	302	2,763	9.1	20
9. Brandon Marshall (wr)	2012-14	279	3,524	12.5	31
10. Matt Suhey (fb)	1980-89	259	2,109	8.1	5
11. Bobby Engram (wr)	1996-2000	246	2,831	11.5	17
12. Desmond Clark (te)	2003-10	242	2,639	10.9	18
13. Dick Gordon (wr)	1965-71	238	3,550	14.9	35
14. Harlon Hill (wr)	1954-61	226	4,616	20.4	40
15. Devin Hester (wr)	2006-13	217	2,807	12.9	14
16. Jim Dooley (wr)	1952-54; 56-57; 59-62	211	3,172	15.0	16
17. Martellus Bennett (te)	2013-15	208	2,114	10.2	14
16. Wendell Davis (wr)	1988-93	207	3,000	14.5	14
17. Jim Keane (e)	1946-51	206	3,031	14.7	23
18. Bill McColl (e)	1952-59	201	2,815	14.0	25
19. Emery Moorehead (te)	1981-88	200	2,730	13.7	14
21. Greg Olsen (te)	2007-10	194	1,981	10.2	20
22. Marcus Robinson (wr)	1998-2002	187	2,695	14.4	20
23. Earl Bennett (wr)	2008-13	185	2,277	12.3	11
24. Willie Gault (wr)	1983-87	184	3,650	19.8	27

CAREER PASSING

By Yards (Min. 400+ Att.)	Years	Att	Cmp	Cmp%	Yards	Y/Att	TD	TD%	Int	Int%	Rating
1. Jay Cutler	2009-16	3,271	2,020	61.8	23,443	7.2	154	4.7	109	3.3	85.2
2. Sid Luckman	1939-50	1,744	904	51.8	14,686	8.4	137	7.9	132	7.6	75.0
3. Jim Harbaugh	1987-93	1,759	1,023	58.1	11,567	6.5	50	2.8	56	3.2	74.2
4. Jim McMahon	1982-88	1,513	874	57.8	11,203	7.3	67	4.4	56	3.7	80.4
5. Erik Kramer	1994-98	1,557	913	58.6	10,582	6.8	63	4.0	45	2.9	80.7
6. Bill Wade	1961-66	1,407	767	54.5	9,958	7.0	68	4.8	66	4.7	73.4
7. Ed Brown	1954-61	1,246	607	48.7	9,698	7.7	63	5.1	88	7.1	62.5
8. Mitchell Trubisky	2017-pres	1,280	811	63.3	8,554	6.7	48	3.8	29	2.3	85.8
9. Johnny Lujack	1948-51	808	404	50.0	6,295	7.7	41	5.1	54	6.7	65.3
10. Rudy Bukich	1958-59; 62-68	878	474	54.0	6,254	7.1	46	5.2	45	5.1	72.8
11. Mike Tomczak	1985-90	915	454	49.6	6,247	6.8	33	3.6	47	5.1	62.5
12. Rex Grossman	2003-08	962	521	54.2	6,164	6.4	33	3.4	35	3.6	70.1
13. Jim Miller	1999-2002	965	565	58.5	5,867	6.0	34	3.5	26	2.7	76.7
14. Kyle Orton	2005-08	913	505	55.3	5,319	5.8	30	3.3	27	3.1	71.1
15. Shane Matthews	1993-96; 99-01	599	366	61.1	3,461	5.7	19	3.2	18	3.0	75.1

CAREER SACKS (since 1982)

	Years	Sacks
1. Richard Dent	1983-93; 95	124.5
2. Steve McMichael	1982-93	92.5
3. Dan Hampton	1982-90	57.0
4. Alex Brown	2002-09	43.5
5. Trace Armstrong	1989-94	42.0
Adewalé Ogunleye	2004-09	42.0

CAREER FIELD GOALS

	Years	FG	FGA	Pct.
1. Robbie Gould	2005-15	276	323	85.4
2. Kevin Butler	1985-95	243	332	72.9
3. Bob Thomas	1975-84	128	205	62.4
4. Paul Edinger	2000-04	110	146	75.3
5. Mac Percival	1967-73	99	182	54.4

1,000-YARD RECEIVERS

In 2019, Allen Robinson II became the first 1,000-yard receiver for Bears since Alshon Jeffery in 2014. He finished the season with a career-high 98 receptions for 1,147 yards, joining former receivers Brandon Marshall (2012-13) and Marty Booker (2002) as the only Bears receivers to haul in 95+ receptions and record over 1,100 yards in a season. The franchise now has (16) 1,000-yard receiving seasons in team history.

CHICAGO BEARS 1,000-YARD RECEIVING SEASONS

Rk.	Player	Season	Yards	Rk.	Player	Season	Yards	Rk.	Player	Season	Yards
1.	Brandon Marshall	2012	1,508	6.	Johnny Morris	1964	1,200	11.	Harlon Hill	1954	1,124
2.	Alshon Jeffery	2013	1,421	7.	Marty Booker	2002	1,189	12.	Mike Ditka	1961	1,076
3.	Marcus Robinson	1999	1,400	8.	Allen Robinson II	2019	1,147	13.	Marty Booker	2001	1,071
4.	Jeff Graham	1995	1,301	9.	Alshon Jeffery	2014	1,133	14.	Curtis Conway	1996	1,049
5.	Brandon Marshall	2013	1,295	10.	Harlon Hill	1956	1,128	15.	Curtis Conway	1995	1,037
								16.	Dick Gordon	1970	1,026

Number of 1,000-yard receiving seasons: Marty Booker-2, (2001 & '02); Curtis Conway-2, (1995 & '96); Harlon Hill-2, (1954 & '56); Brandon Marshall-2, (2012 & '13); Mike Ditka-1, (1961); Dick Gordon-1, (1970); Jeff Graham-1, (1995); Alshon Jeffery-1, (2013); Johnny Morris-1, (1964); Marcus Robinson-1, (1999); Allen Robinson II (2019).

CAREER KICKOFF RETURNS

(25+ Returns)	Years	Returns	Yards	Avg	TD
1. Devin Hester	2006-13	222	5,504	24.8	5
2. Glyn Milburn	1998-2001	192	4,596	23.9	2
3. Dennis Gentry	1982-92	192	4,353	22.7	3
4. Jerry Azumah	1999-2005	119	2,885	24.2	2
5. Gale Sayers	1965-71	91	2,781	30.6	6
6. Danieal Manning	2006-10	101	2,711	26.8	1
7. Cecil Turner	1968-73	108	2,616	24.2	4
8. Ron Smith	1965; 70-72	85	2,263	26.6	1
9. Brian Baschnagel	1976-84	89	2,104	23.6	0
10. Nate Lewis	1994-95	77	1,778	23.1	0
11. Charlie Bivins	1960-66	62	1,531	24.7	0
12. Johnny Knox	2009-12	55	1,506	27.4	1
13. Thomas Sanders	1985-89	79	1,497	18.9	1
14. Ahmad Merritt	2001-03	65	1,434	22.1	0
15. Rashied Davis	2005-10	70	1,366	19.5	0

CAREER PUNT RETURNS

(25+ Returns)	Years	Returns	Yards	Avg	TD
1. Devin Hester	2006-13	264	3,241	12.3	*13
2. George McAfee	1940-41; 45-50	112	1,431	12.8	2
3. Dennis McKinnon	1983-85; 87-89	127	1,171	9.2	3
4. Jeff Fisher	1981-84	120	1,125	9.4	1
5. Tarik Cohen	2017-pres	95	985	10.4	1
6. R.W. McQuarters	2000-04	93	983	10.6	2
7. Glyn Milburn	1998-2001	94	970	10.3	1
8. Johnny Morris	1958-67	104	893	8.6	1
9. Steve Schubert	1975-79	103	866	8.4	3
10. Virgil Livers	1975-79	86	738	8.6	0
11. Johnny Bailey	1990-91	72	680	9.4	1
12. J.R. Boone	1948-51	56	635	11.3	0
13. Ray "Scooter" McLean	1940-47	42	622	14.8	3
14. Leon Johnson	2001-02	56	543	9.7	0
15. Ron Smith	1965; 1970-72	86	485	5.6	0

*NFL Record

CAREER PUNTING

(75+ Punts)	Years	Punts	Yards	Gross Avg
1. Pat O'Donnell	2014-pres	438	19,662	44.9
2. George Gulyanics	1947-52	113	5,032	44.5
3. Adam Podlesh	2011-13	238	10,065	42.3
4. Todd Sauerbrun	1995-99	328	13,849	42.2
5. Bobby Joe Green	1962-73	833	35,057	42.1
6. Brad Maynard	2001-10	878	36,781	41.9
7. Fred "Curley" Morrison	1950-53	243	10,170	41.9
8. Bryan Wagner	1987-88	115	4,743	41.2
9. Maury Buford	1985-86; 89-91	354	14,491	40.9
10. Ed Brown	1954-61	343	13,912	40.6

COME-FROM-BEHIND WINS

(Regular season only)

	Never		Largest Deficit					
	Wins trailed	1-3	4-7	8-10	11+			
1980	7	5		1	14 pts. at DET			
1981	6	3	1	2				
1982	3	2			11 pts. vs. DET			
1983	8	4	1	3				
1984	10	4	4	2				
1985	15	9	1	1	2	12 pts. vs. TB; 14 pts. at TB		
1986	14	7	3	2	2			
1987	11	5	1	3		14 pts. vs. KC; 20 pts. at TB		
1988	12	7	3	2				
1989	6	4	1	1				
1990	11	5	3	3				
1991	11	2	3	5	1			
1992	5	4	1					
1993	7	5	1			11 pts. at KC		
1994	9	4	2	3				
1995	9	5	1	3				
1996	7	2	2	2		14 pts. vs. OAK		
1997	4	2	1			15 pts. at MIA		
1998	4	2	1			17 pts. vs. DET		
1999	6		4	1	1			
2000	5	3		1	1			
2001	13	7		3	1	19 pts. vs. SF; 14 pts. vs. CLE		
2002	4	1		1	2			
2003	7	4		2		15 pts. vs. OAK		
2004	5		2	2		14 pts. at NYG		
2005	11	5	5	1				
2006	13	7	1	3	1	20 pts. at ARZ		
2007	7	2	2	1	1	14 pts. vs. DEN		
2008	9	4	2	1	1	11 pts. vs. GB		
2009	7	3		3		13 pts. at SEA		
2010	11	2	2	4		11 pts. vs. GB; 10 pts. vs. GB; 11 pts. vs. NYJ		
2011	8	4	2	1	1			
2012	10	6	2	1		12 pts. vs. CAR		
2013	8	2	1	4	1			
2014	5	1	1		2	17 pts. at SF		
2015	6		3	1		14 pts. at KC 13 pts. at SD		
2016	3	2		1				
2017	5	4	1					
2018	12	8	1	2	0	14 pts. at ARZ		
2019	8	3	1	3	1			



On Oct. 16, 2006 the Bears tied for the largest comeback in franchise history after trailing by 20 points and winning 24-23 at the Arizona Cardinals on Monday Night Football in Glendale, Ariz. It was the first win in Bears history in which they trailed by at least 20 points in the second half. The Bears also set an NFL record for the largest comeback without scoring an offensive touchdown. Pictured above are Bears linebackers Hunter Hillenmeyer (92) and Brian Urlacher (54), who forced the fumble on running back Edgerin James. The fumble was recovered by defensive back Charles Tillman (33) and returned 40 yards for a touchdown to bring Chicago to within 23-17 late in the fourth quarter. Devin Hester later returned a punt 83 yards for a touchdown with 3:17 remaining to seal the historic victory. The win moved the Bears to 6-0 on the season en route to an NFC championship.



IN MEMORIAM

Cedric Benson
Zeke Bratkowski
Wally Chambers
Bob Kilcullen
Loyd Lowe
Michael B. McCaskey
Larry Rakestraw
Mike Reilly
Roosevelt "Rosey" Taylor
Earl Thomas
Ryan Wetnight

HISTORY





1920s

- 9/17/20**—George Halas, representing the Decatur Staleys, meets with representatives of 11 other clubs at Ralph Hay's Hupmobile showroom in Canton, Ohio, forming the American Professional Football Association — which later became the NFL. Membership is set at \$100.
- 1920**—The Staleys shut out 10 of 13 foes, losing only to the Chicago Cardinals (7-6 at Normal Park), and post a 10-1-2 record. Each player is paid \$1,900 for the season.
- 1921**—A. E. Staley gives Halas the club with \$5,000 to keep the Staleys name for the year. Decatur Staleys become Chicago Staleys, play in Cubs Park (re-named Wrigley Field in 1926), and win the APFA title with 9-1-1 record. Halas makes Dutch Sternaman his partner.
- 1/28/22**—Franchise renamed Chicago Bears.
- 11/27/22**—First Chicago player deal: Bears buy tackle Ed Healey's contract from the Rock Island Independents for \$100—twice the going rate for a franchise that season.
- 11/22/25**—Harold "Red" Grange signs with Bears and pro football leaves its cradle. His agent, C.C. (Cash & Carry) Pyle, negotiates a \$100,000 deal with the Bears. Halas takes the Bears and Grange on a coast-to-coast tour that sees the club play 19 games from Nov. 26 through Jan. 31 interrupted only by a two-week rest. The Bears post a 13-5-1 record on the trip.
- 11/26/25**—Grange's first game—36,000 see Bears and Cardinals tie 0-0 in Cubs Park. Grange held to 36 yards.
- 1/16/26**—Grange scores two TDs as the Bears impress 70,000 in the LA Coliseum, beating the LA Tigers 17-7.
- 3/1/26**—Bears open offices at 111 W. Washington in Chicago.

1930s

- 1930**—After a 4-9-2 season in 1929, George Halas replaces himself as head coach with Ralph Jones. Jones posts a 24-10-7 record during his three seasons.
- 12/15/30**—Bears and Cardinals play football's first indoor game on an 80-yard field in Chicago Stadium. The exhibition aids unemployment; Bears win 9-7 before 10,000 fans.
- 11/15/31**—New Yorkers (including Gov. Alfred E. Smith and Mayor Jimmy Walker) in field boxes at \$100 a seat watch Bears top Giants at Polo Grounds 12-6.
- 1932**—Franchise loses \$18,000, prompting Dutch Sternaman to sell his half of the Bears to George Halas.
- 12/18/32**—Bronko Nagurski hits Red Grange with a two-yard TD pass and the Bears top the Portsmouth Spartans 9-0 for the NFL championship. The game was played before 11,198, indoors at Chicago Stadium on an 80-yard field.
- 1933**—George Halas returns as head coach and takes club out of town for training camp for the first time. University of Notre Dame is the host.
- 11/5/33**—Boston Redskins beat Bears, 10-0, ending Chicago's 16-game unbeaten string.

- 12/17/33**—Bears use rookie Jack Manders' accurate kicking for 11 points and defeat the Giants 23-21 in the NFL's first championship game.
- 1934**—Halas University, the Bears alumni association, begins. Annually Bear veterans return during season for Homecoming Weekend.
- 1934**—Bears hold training camp at Lane Tech High in Chicago.
- 8/31/34**—A classic is born as 79,432 watch the NFL champion Bears held to a scoreless tie by the first College All-Star team in a game sponsored by Chicago Tribune Charities at Soldier Field.
- 12/2/34**—Rookie Beattie Feathers becomes first pro to rush for 1,000 yards in a season (1,004), leading the NFL.
- 12/9/34**—Undefeated Bears slip before Giants in NFL title tilt at Polo Grounds 30-13 before 35,059. With Chicago leading 10-3 at the half, NY dons basketball sneakers and scores 27 points.
- 1935**—Training camp is conducted at St. John's Military Academy in Delafield, Wisconsin.
- 1936**—Bears make future Hall of Famer Joe Stydahar, a tackle from West Virginia, their first draft pick ever.
- 12/12/37**—Bears win Western Division title but lose NFL Championship 28-21 to Redskins at Wrigley Field. Sammy Baugh hits 18 of 33 for 335 yards and three TDs. Jack Manders scores 15 of the Bears points. A Chicago player's share is \$127.78.
- 7/24/39**—Future Hall of Famer Sid Luckman signs his first contract after being selected by the Bears with the second pick of the 1939 NFL draft.

1940s

- 12/8/40**—Ten Bears tally TDs as Chicago rips Washington 73-0 for the NFL title before 36,034 in D.C. The rout signals the beginning of pro football's modern era with the formal unveiling of the T-formation. Each player receives \$873.
- 1941**—*Bear Down, Chicago Bears*, the Bears new fight song, is published.
- 12/14/41**—Bears and Packers agree their playoff game should be played to a "sudden death" finish in event of tie. NFL adopts plan 1/24/42.
- 12/21/41**—Bears throttle the New York Giants 37-9 for the NFL Championship.
- 1942**—George Halas departs in October after five games for the US Navy. The Bears win their remaining six games to finish the season 11-0 and advance to the title game but lose to Washington, 14-6.
- 1943**—Hunk Anderson and Luke Johnsos co-coach the wartime Bears for the next three seasons, compiling a 15-11-2 record.
- 11/14/43**—Sid Luckman becomes the first pro to pass for 400+ yards in a game, scorching the Giants for 433 yards and seven TDs.
- 12/26/43**—The Bears blast Washington 41-21 in Wrigley

Field for the NFL title before 34,320 fans. Sid Luckman throws five TD passes (2 each to Harry Clark and Dante Magnani and one to Jim Benton). Bronko Nagurski scores his last Bear TD, a 3-yard run.

- 12/15/46**—With George Halas around for the full season, the Bears whip the Giants 24-14 before a record NFL title crowd of 58,346 in the Polo Grounds. After opening with a 21-yard TD pass to Ken Kavanaugh, Sid Luckman gets the winning score on a 19-yard bootleg.
- 12/19/47**—Bears make the first trade for a draft choice, then select QB Bobby Layne in the 1948 draft.
- 12/11/49**—Johnny Lujack sets NFL passing record with 468 yards against the Cardinals.

1950s

- 12/17/50**—Bears and Rams tie for Western Division title with 9-3 marks but Rams trip Bears in LA 24-14 to break the tie.
- 1956**—Halas leaves coaching for a third time. Paddy Driscoll gets the position.
- 12/30/56**—Giants, with their sneakers again, trounce Chicago 47-7 before 56,836 in Yankee Stadium for NFL title.
- 11/2/58**—Bears and Rams establish NFL attendance record drawing 90,833 paid (100,470 actual) in the LA Coliseum. Rams win 41-35.

1960s

- 10/22/61**—Bears destroy the scorching 49er shotgun formation 31-0 with Bill George playing middle guard and the defensive line stunting.
- 12/29/63**—Bears intercept five YA Tittle passes and capture NFL title from Giants 14-10 in Wrigley Field before 45,801 and closed-circuit TV. QB Bill Wade gets both TDs on two- and one-yard runs. Each Bear earns \$5,899.
- 1964**—Flanker Johnny Morris establishes NFL record of 93 catches.
- 11/28/64**—Bears set standard for draft by selecting LB Dick Butkus and RB Gale Sayers in first round.
- 1965**—Rookie Sayers bursts into pro football with an NFL-record 22 TDs.
- 12/12/65**—Gale Sayers scores six TDs against 49ers.
- 1966**—Gale Sayers sets NFL combined yards record with 2,440.
- 5/27/68**—The all-time winningest coach in football history, George Halas, retires from coaching after 40 seasons with 324 wins, 151 defeats, 31 ties.

1970s

- 3/19/70**—George Halas elected president of the National Football Conference as NFL-AFL merge.
- 6/16/70**—Bear running back Brian Piccolo dies of cancer. Club establishes Piccolo Fund and five decades later the Fund continues to support cutting-edge cancer research

at Rush University Medical Center and Memorial Sloan Kettering Cancer Center..

- 12/13/70**—Bears say goodbye to Wrigley Field by trouncing Green Bay 35-17. They will make Soldier Field their home in 1971.
- 9/19/71**—The Bears open at Soldier Field by defeating the Pittsburgh Steelers, 17-15.
- 9/12/74**—Jim Finks joins Bears as Vice President and General Manager after serving as Vikings' GM and NFL Management Council Advisor.
- 12/17/74**—After three seasons and a record of 11-30-1, Abe Gibrion departs as head coach.
- 12/31/74**—Former NFL star LB Jack Pardee is named Bears head coach, the first non-Bear to hold the job.
- 7/12/75**—Bears open training camp at Lake Forest College after 31 seasons in Rensselaer, Indiana.
- 11/20/77**—En route to leading the NFL in rushing with a Bear record 1,852 yards on the season, Walter Payton dashes through the Vikings for a then-NFL record 275 yards. Bears win 10-7 at Soldier Field.
- 12/18/77**—A 28-yard FG by Bob Thomas with :09 left in overtime gives Bears a 12-9 win over the Giants, a 9-5 record, a six-game win streak, and their first playoff spot in 14 years.
- 12/26/77**—Bears finish season with 37-7 playoff loss at Dallas, but set 28 team records and play before a home record 401,513 fans in seven Soldier Field dates.
- 1/19/78**—With a three-year record of 20-22, Jack Pardee resigns to seek Redskins coaching job.
- 2/16/78**—Neill Armstrong, Minnesota Vikings defensive coordinator, becomes head coach.
- 9/3/79**—Bears occupy \$1.6 million new headquarters named Halas Hall on Lake Forest College campus.
- 12/16/79**—Massive heart attack claims George (Mugs) Halas at 54. Bears rout St. Louis 42-6 and Dallas tips Washington 35-34. The combination sends 10-6 Bears to the playoffs.
- 12/23/79**—After leading 17-10, Bears drop the Wild Card game at Philadelphia, 27-17.

1980s

- 10/6/80**—Walter Payton gains 133 rushing and 14 receiving to raise lifetime combined yardage to 9,492 – breaking Sayers' club record. Bears beat Tampa 23-0 at Soldier Field.
- 11/27/80**—David Williams returns overtime kickoff on Thanksgiving Day at Detroit 95 yards for TD in then-fastest OT in NFL history (21 seconds).
- 12/7/80**—Bears whip Packers 61-7 at Soldier Field, equaling club record for points and setting records for first downs (33) and completion percentage (83.3%, 20 of 24). Vince Evans throws for 316 yards – most by a Bear in 10 years.
- 1/4/82**—After four seasons and a 30-35 record, Neill Armstrong departs as head coach.
- 1/20/82**—Mike Ditka, assistant offensive coach of the Dallas Cowboys, becomes head coach.

8/24/83—Jim Finks resigns as General Manager after nine seasons. George Halas names Jerry Vainisi as the club's General Manager.

10/31/83—Bears' founder and owner, George Halas, dies at the age of 88.

11/11/83—Michael McCaskey becomes the third president in franchise history.

2/19/84—Rudy Custer, business manager for 38 years, announces his retirement.

10/7/84—Walter Payton breaks Jim Brown's career rushing record with a third quarter six-yard run against New Orleans at Soldier Field. He finishes the day with 32 carries for 154 yards.

11/25/84—Bears defeat Vikings 34-3 in Minneapolis to clinch first Central Division crown.

12/30/84—Visiting Bears beat Redskins 23-19 for first playoff win since 1963, advancing to team's first NFC Championship before losing 23-0 to eventual champion 49ers.

1985—Bears win first 12 games of season en route to posting 15-1 regular season mark, equalling the most regular season wins by a team in NFL history. Chicago claims second straight NFC Central title as club-record nine players are selected to Pro Bowl.

1/5/86—Bears host first playoff game since 1963 and shut out New York Giants, 21-0.

1/12/86—Bears blank Los Angeles Rams, 24-0, in NFC Championship game at Soldier Field and advance to Super Bowl XX.

1/26/86—Chicago sets seven Super Bowl records in first appearance including most points (46) and largest margin of victory (36) in 46-10 rout of the New England Patriots. The game was witnessed by record-setting number of viewers via television worldwide. The next day the team was greeted by an estimated 500,000 people in a ticker-tape parade in downtown Chicago.

1986—Bears capture third straight NFC Central title with 14-2 mark; defense allows NFL record-low 187 points. Bears lose divisional playoff game to Redskins, 27-13.

12/20/87—Walter Payton plays final regular season game at Soldier Field (rushes for 79 yards and 2 TDs). "Walter Payton Day" is celebrated prior to game as club president Michael McCaskey retires jersey number 34.

1987—Bears win fourth consecutive division title with 11-4 mark in strike-interrupted season. Team posts four-straight winning seasons, a feat last accomplished by Bears from 1946-51. Redskins come back from 14-0 deficit to beat Bears 21-17 in playoffs.

1988—Bears post 12-4 record (tied for best in NFL) and advance to NFC Championship game before losing to eventual Super Bowl Champion San Francisco. Bears finish five-year period (1984-88) with 62 wins - most by any NFL team ever in such a span at that time.

12/31/88—Playoff Game vs. the Philadelphia Eagles at Soldier Field, Chicago, IL. On this 29-degree day in December the Bears rolled to

a 20-12 playoff victory over the Eagles in what came to be known as the "Fog Bowl."

12/3/89—Kevin Butler connects on his 24th straight field goal to set an NFL record for consecutive field goals made.

12/24/89—Richard Dent sacks Joe Montana and becomes the Bears' all-time sack leader with 82, surpassing Jim Osborne.

1990s

6/6/90—Andy McKenna and Patrick G. Ryan, two Chicago businessmen, purchase approximately 20% (total) of the Bears from the McCaskeys.

1990—Bears regain NFC Central title with 11-5 mark, and beat the Saints 16-6 in First Round playoff game before falling to eventual Super Bowl Champion NY Giants, 31-3, in Dan Hampton's final game.

12/8/91—Mike Ditka wins his 100th regular season game as the Bears' head coach with a 27-13 victory over the Green Bay Packers at Soldier Field.

1991—Chicago finishes 11-5 and earns a Wild Card berth in the playoffs. The Bears are upset in the First Round by the Dallas Cowboys, 17-13, at Soldier Field.

10/4/92—Kevin Butler becomes the Bears all-time leading scorer with a 50-yard FG. He surpasses Walter Payton's 750 points.

12/13/92—In Mike Singletary's final home game, the Bears upset AFC Central champion Pittsburgh Steelers, 30-6.

1/19/93—Dave Wannstedt is hired as the 11th head coach in club history.

10/3/93—The Bears play their 1,000th game in franchise history, shutting out the Atlanta Falcons at Soldier Field, 6-0.

10/31/94—Dick Butkus' and Gale Sayers' jersey numbers (51 and 40) retired at halftime before a Monday night national audience.

12/24/94—Kevin Butler becomes the first Bear to surpass the 1,000 point mark with his first quarter FG vs. New England.

1/1/95—9-7 Bears earn a Wild Card berth and upset the Vikings with a 35-18 playoff win at Minnesota.

5/12/95—Michael McCaskey announces plans for a new \$20 million state-of-the-art headquarters at the groundbreaking ceremony in Lake Forest.

3/3/97—Bears move into Halas Hall at Conway Park, the team's 38-acre headquarters. All team operations are under one roof in Lake Forest, four miles west of the original Halas Hall.

11/23/97—The Bears defeat the Tampa Bay Buccaneers 13-7 for the 600th win in team history. Chicago becomes the first NFL franchise to reach the 600-win plateau.

12/28/98—Dave Wannstedt's coaching tenure ends after six seasons and a 41-57 record.

1/24/99—Dick Jauron is hired as the 12th head coach in club history.

2/10/99—Ted Phillips is named the fourth President and CEO in team history while Michael McCaskey becomes the third chairman of the board.

11/1/99—Hall of Fame running back Walter Payton dies at the age of 45. The Bears name the Halas Hall indoor facility in his honor the following off-season.

11/7/99—“Walter Payton Game” - Bears block the Packers’ game-winning field goal attempt in the first game following the death of Walter Payton.

2000s

6/12/01—Jerry Angelo named first Bears general manager since the 1986 season.

2001—Bears win NFC Central title in the final year of the division’s existence. The Bears, Packers, Lions and Vikings move into the NFC North at the start of the 2002 season, with the addition of the League’s 32nd team, the Houston Texans.

11/4/01—Mike Brown scores his second game-winning touchdown in as many games as Chicago wins back-to-back overtime games in miraculous fashion.

1/19/02—The Bears finish the 2001 season with a 13-3 mark and reach the playoffs for the first time since 1994, falling to Philadelphia 31-19 in the final game at ‘old’ Soldier Field.

8/3/02—Bears DE/DT Dan Hampton becomes the 26th Chicago Bear enshrined in the Pro Football Hall of Fame.

2002—The Bears open a new training camp home for the first time in 18 years, moving from Platteville, Wis., to Olivet Nazarene University in Bourbonnais, Ill. The Bears play each of their home games at Memorial Stadium at the University of Illinois in Champaign while the new stadium at Soldier Field was being constructed.

9/29/03—The Bears make their debut in the new Soldier Field against the Green Bay Packers on Monday Night Football, dropping a 38-23 decision to the Packers.

12/29/03—Dick Jauron’s coaching tenure ends after five seasons and a 35-46 record.

1/15/04—Lovie Smith is hired as the 13th head coach in club history.

11/13/05—Nathan Vasher returns a 49ers missed field goal 108 yards for a touchdown, setting the record for longest TD in NFL history.

12/25/05—The Bears beat the Packers 24-17 at Green Bay in the first-ever Christmas Day game for both teams. With the win, the Bears clinched their first NFC North title.

2006—Bears claim second straight NFC North title and home-field advantage throughout the playoffs with a 13-3 record.

11/12/06—Almost a year to the day Nathan Vasher set the NFL record for longest TD in NFL history, Devin Hester duplicates the feat in New York against the Giants. Hester went on to set the League single-season record with six return touchdowns and most combined kick return TDs in a season with five.

1/14/07—Bears earn first home playoff win since 1991 with a 27-24 OT win over defending NFC Champion Seattle.

1/21/07—Bears win NFC Championship and a trip to Super

Bowl XLI with a 39-14 win over the New Orleans Saints.

2/4/07—Bears return specialist Devin Hester becomes the first player in Super Bowl history to return the game’s opening kickoff for a touchdown while Chicago tied a record with 14 first-quarter points. The Bears and Indianapolis Colts combined for a Super Bowl record four 1st-quarter turnovers (2 each) in the first Super Bowl played in adverse playing conditions (rain) at Dolphin Stadium in Miami. The Colts would go on to beat the Bears 29-17.

12/30/07—Devin Hester breaks his own single-season NFL record with his sixth kick return for a TD, setting the mark with a 64-yard punt return for a score in the final game of the season at home versus New Orleans.

12/7/08—The Bears defeat the Jacksonville Jaguars 23-10 at Soldier Field to become the first NFL franchise to record 700 victories.

2010s

12/20/10—Bears defeat Minnesota 40-14 at TCF Bank Stadium to earn fourth NFC North division crown. Devin Hester breaks NFL kick return record returning a punt 64 yards for a score, his 14th return TD.

1/16/11—Bears earn berth in NFC Championship game with a 35-24 Divisional Playoff win over Seattle.

1/23/11—Rival Packers beat the Bears 21-14 in NFC Championship game at Soldier Field.

2/5/11—Bears DE Richard Dent voted for enshrinement into the Pro Football Hall of Fame, the 27th Chicago Bear to earn the honor.

5/5/11—George H. McCaskey becomes the fourth chairman of the board in franchise history.

1/3/12—Jerry Angelo released as general manager after helping the team to four NFC North titles, two NFC championship game appearances and one Super Bowl appearance in 11 years as GM.

1/28/12—Phil Emery hired as the fifth general manager in team history.

9/8/12—LS Patrick Mannelly appears in the season opening win over Indianapolis establishing a franchise record with 15 seasons in a Bears uniform.

12/31/12—Lovie Smith fired as head coach following 10-6 season. Bears advanced to playoffs three times during his nine-year tenure, advancing to two NFC Championship games and a Super Bowl.

Jan.-Aug., 2013—Bears training facility, Halas Hall, renovated and upgraded to the most advanced in-house multimedia facility in the NFL. Construction added 43,500-square-foot with additions featuring state-of-the-art TV and radio studios, interview rooms and a technical center. Event space was also added, allowing the team to bring in studio audiences for shows or host business conferences, meetings, receptions and events, enabling key sponsors the opportunity of conducting business meetings in that space. The multilevel space

features interactive wall panels full of images from the team's history.

- 1/16/13**—Marc Trestman hired as the 14th head coach in club history.
- 10/20/13**—Devin Hester returned a punt 81 yards for a touchdown to tie the NFL record for most return TDs with 19, tying Hall of Famer Deion Sanders.
- 12/29/14**—General Manager Phil Emery and head coach Marc Trestman fired after Bears finish 2014 season with a 5-11 record. Trestman finishes his two-year tenure with a 13-19 record. In his first season with the Bears the team set several offensive franchise records, including: total net yards gained, gross passing yards, net passing yards, passing touchdowns, completion percentage, passer rating and first downs.
- 1/8/15**—Ryan Pace hired as the sixth general manager in team history. George "Mugs" Halas, the son of Bears founder George Halas, was the team's first general manager, followed by Jim Finks, Jerry Vainisi, Jerry Angelo and Phil Emery.
- 1/16/15**—John Fox hired as the 15th head coach in club history. Fox becomes the second Bears head coach in franchise history (Paddy Driscoll) to join the team with previous head coaching experience with another NFL team (Carolina Panthers 2002-10, Denver Broncos 2011-14).
- 10/11/15**—K Robbie Gould becomes the Bears all-time leading scorer in the Bears win at Kansas City. Gould also established Bears career marks for field goals made (9/13 vs. GB) and field goals made of 50 or more yards (9/13 vs. GB), surpassing Kevin Butler on all three.
- 11/9/15**—QB Jay Cutler surpasses Pro Football HOFer Sid Luckman's franchise mark for career touchdown passes. Luckman recorded 137 TD passes from 1939-50. During the course of the season, in addition to career TD passes (150), Cutler establishes new franchise records for career passer rating (85.5), completions (1,939), attempts (3,134), completion percentage (61.9), passing yards

(22,384), passing yards per game (230.8), passing touchdowns (150) and 300-yard passing games (16).

- 1/1/17**—RB Jordan Howard rushes 23 times for 135 yards at Minnesota, breaking the Bears rookie rushing record with 1,313 yards and becoming the second-youngest Bears RB to eclipse 1,000 yards. His 1,313 yards ranked second in the NFL behind Dallas' Ezekiel Elliott, marking the first time since the 1970 merger that two rookies finished 1-2 in the NFL in rushing. Howard later became the first Bears rookie running back to be voted to the Pro Bowl since Hall of Famer Gale Sayers in 1965.
- 1/9/18**—Matt Nagy hired as the 16th head coach in club history.
- 2/3/18**—Bears LB Brian Urlacher voted for enshrinement into the Pro Football Hall of Fame, the 28th Chicago Bear to earn the honor.
- 9/1/18**—Bears acquire LB Khalil Mack in a trade with the Oakland Raiders and making him the highest-paid defensive player in NFL history at the time.
- 12/16/18**—Bears defeat Green Bay, 24-17, at Soldier Field to earn Chicago's fifth NFC North Division title and the first since 2010.
- 1/6/19**—Chicago hosts Philadelphia in the Wild Card Round of the 2019 NFL Playoffs at Soldier Field, falling to the Eagles, 16-15. Mitchell Trubisky sets Bears playoff records with 26 completions and 303 passing yards.
- 6/7-9/19**—Chicago hosts the Bears100 Celebration Weekend. The three-day, sold-out event draws nearly 25,000 fans to the Donald E. Stephens Convention Center in Rosemont, Ill. The event was the largest gathering of current and former players and coaches in the history of the organization.
- 9/5/19**—The Bears and Packers kickoff the 100th NFL season on a Thursday Night at Soldier Field.

BEAR DOWN, CHICAGO BEARS

The Chicago Bears team fight song, "Bear Down, Chicago Bears," was introduced in 1941 by composer Al Hoffman under the pseudonym Jerry Downs. In a long-lasting and varied musical career, Hoffman earned immortality for writing words and music to "If I Knew You Were Coming I'd Have Baked a Cake" and "Mairzy Doats" among others.

Hoffman had little apparent connection to Chicago. He was born in Minsk, Russia in 1902. He grew up in Seattle after emigrating there with his family in 1908 and he moved to New York in the 1920s before starting a career as a music composer. Besides the aforementioned songs, he also wrote songs for Disney's original "Cinderella" cartoon, including "Bibbidi-Bobbidi-Boo," "A Dream Is A Wish Your Heart Makes," "The Work Song" and "So This Is Love."

The lyrics to "Bear Down, Chicago Bears":

Bear down, Chicago Bears, make every play clear the way to victory;

Bear down, Chicago Bears, put up a fight with a might so fearlessly.

We'll never forget the way you thrilled the nation, with your T-formation.

Bear down, Chicago Bears, and let them know why you're wearing the crown.

You're the pride and joy of Illinois, Chicago Bears, bear down.

HOMES OF THE BEARS

Staley Field^	1920
Cubs Park*	1921-25
Wrigley Field	1926-70
Soldier Field	1971-2001
Memorial Stadium#	2002
Soldier Field	2003-present

*Re-named Wrigley Field in 1926

^Decatur, Ill. #Champaign, Ill.



WRIGLEY RECORD

The Bears' all-time record at Wrigley Field stands at 221-89-22, a total of 332 games, 330 as the home team. (Two of those victories came with the Bears as the "road" team: twice in 1920 against the Chicago Tigers). The 330 Bears home games at Wrigley Field appears to be a National Football League record, though unofficial. The Bears-Wrigley connection edges out Cleveland's Municipal Stadium as host for 324 home games of the Cleveland Browns, from 1950 through 1995. As the reincarnation of the Cleveland Browns play in a new stadium since their return in 1999, the Bears-Wrigley "record" appears safe.

In fact, Wrigley Field has hosted a total of 342 NFL games: 330 Bears home games, five home games of the Chicago Tigers in 1920, and seven home games of the Chicago Cardinals in 1931 and 1932. Besides the Browns' 324 home games at Cleveland's Municipal Stadium, the Cleveland Indians played two home games there in 1931, and the Cleveland Rams played sixteen home contests in 1937 and 1939-1941. Municipal Stadium appears to have hosted a total of 342 total NFL games—same as Wrigley Field.

HISTORY OF THE BEARS UNIFORM

The Chicago Bears, originally called the Decatur Staleys when founded in 1920, wore red jerseys with tan colored vertical striping in their inaugural season. The vertical stripes were actually strips of leather sewn onto the uniform to help the ball carrier secure the ball.

In 1935 the Bears introduced an orange jersey with black arm stripes and black helmet and by 1958 were wearing the familiar navy blue with burnt orange. The Bears unique "rounded" number style on the uniforms and numbers on the sides of the sleeves of the jerseys dates back to 1949. The Bears trademark 'C' logo appeared on helmets in 1962 and its use continues through present day although the mark has changed from white to orange and the shape has changed slightly. After 11 years, the white 'C' logo is colored orange with white trim in 1973 and still has the same look today. The initials GSH were added to the left sleeve in 1984 in honor of the late 'Papa Bear' George S. Halas, who passed away Oct. 31, 1983. The uniform has had a very consistent look from the 1970's with the exception of blue pants with white jersey introduced in 1984 as a road uniform. On Oct. 7, 2002 on a Monday Night Football game against Green Bay, the Bears wore their traditional home blue jerseys with the blue pants for the first time. On Nov. 25, 2004, for a Thanksgiving game at Dallas, the Bears wore a throwback orange jersey; then, on Nov. 13, 2005, introduced a new-look orange third jersey which the Bears wore from 2005-09 and 2011. The 2018 season saw a return of the orange jerseys for two games and again for two games during the 2019 season.

In 2010 the team unveiled its throwback uniform which is modeled after the 1940s Bears uniforms. The "Monsters of the Midway" of the '40s won four league titles in seven seasons and were led by eight Hall of Famers (coach George Halas and players Danny Fortmann, Sid Luckman, George McAfee, George Musso, Bronko Nagurski, Joe Stydahar and Clyde "Bulldog" Turner). Then in 2019, the Bears unveiled a new classic uniform (pictured, right), a recreation of the one the team wore for one season in 1936. It features white jerseys, navy and orange stripes on the shoulders and sleeves, navy numbers and letters, navy pants and navy and orange striped socks.



HISTORY

GEORGE S. HALAS

FEBRUARY 2, 1895 – OCTOBER 31, 1983



Leading the Chicago Bears for more than a half-century, George S. Halas, the team's founder and head coach for 40 years, was one of the most enduring personalities in sports history. Halas was active with the Bears starting in 1920 when he founded the team as the Decatur Staleys.

Halas was born and raised on Chicago's west side and prepped at Crane Tech High School before attending the University of Illinois. In Champaign, he earned a B.S. degree while lettering in football, basketball and baseball. After graduation in 1918, Halas joined the Navy for the first of two tours of duty. He was named Player of the Game in the 1919 Rose Bowl, playing end on the Great Lakes team that beat the Marines 17-0. A commander when he left active duty in 1946, Halas retired as a captain in the Naval Reserve. He was also awarded the Distinguished Citizens Award—the highest honor the Navy can bestow on a civilian.

After leaving the Navy, Halas played right field for the New York Yankees, but a hip injury shortened his baseball career. Halas went to work for a Decatur (IL) corn products firm owned by an enthusiastic sports fan, Mr. A.E. Staley, who sponsored a semi-pro baseball team, and later commissioned Halas to organize an independent football team.

PRO CAREER: As a player, Halas set an NFL record (which stood 49 years until 1972) when he took a Jim Thorpe fumble 98 yards for a TD in a 26-0 win over the Oorang Indians at Cubs Park (11/4/23) (re-named Wrigley Field in 1926). He played end for the Bears from 1920-29 and was named to the NFL all-pro squad of the 1920s.

GEORGE HALAS STATUE

The Bears unveiled a statue of George Halas on Sunday, Aug. 23, 2015, at a private ceremony outside Halas Hall, the team's training facility that's named after the legendary Hall of Famer.

The statue was created by sculptor Chad Fisher out of white bronze. It weighs 1,600 pounds, stands 8'8" on a granite base and features Halas with his right arm extended pointing his index finger.

A Chicago native who starred at the University of Illinois, Halas was a pro football pioneer. He helped create what would become the NFL when he joined representatives from 11 other teams in Canton, Ohio, in 1920 to found the American Professional Football Association.

Halas moved the Decatur Staleys to Chicago in 1921 and they were renamed the Chicago Bears in 1922. "Papa Bear" was named to the NFL's 1920s All-Decade Team as a player and later became the winningest coach in NFL history with 324 victories, a record since surpassed by Don Shula.


Serving as Bears coach for four separate 10-year stints, Halas led the franchise to six NFL championships in 1921, 1933, 1940, 1941, 1946 and 1963. He is a charter member of the Pro Football Hall of Fame, having been enshrined in 1963.



PRO COACHING CAREER: Three times Halas interrupted his coaching activities by his own volition. He first turned over the leadership to Ralph Jones from 1930 through 1932. In 1942 when he left for the Navy, Luke Johnsos and Heartley "Hunk" Anderson shared head coaching responsibilities through '45. John "Paddy" Driscoll coached in 1956-57.

Coincidentally, in '33 and again in '46 when Halas resumed coaching, his Bears won world championships. During the 1940s, his teams reached the height of their power with four straight Western Conference titles; three world championships; a fantastic four-season record (including pre-season games) of 62-7-1 (.899); scored 2,164 points and allowed just 842. The 1940 team, which defeated the Washington Redskins 73-0 for the world championship, was voted the greatest professional team of all-time by the National Academy of Sports Editors in 1963.

Resuming coaching in 1958, Halas needed five years to develop another champion, when in 1963 the Bears won their eighth championship. The Sporting News, AP, and UPI named him Coach of the Year after the 1963 and 1965 seasons. Halas retired from coaching on May 27, 1968, with a career record of 324-151-31. His win total was the best in NFL history until Don Shula broke the mark in 1993. Halas is a charter member of the Pro Football Hall of Fame.



HALAS' BEARS RECORD

- Longest run with opponent's fumble: 98 yards, TD (11/4/23)

NFL COACHING RECORD

- Most World Champions: 6* (1921, 1933, 1940, 1941, 1946, 1963)

BEARS COACHING RECORDS

- Most regular season wins: 318
- Most consecutive regular season victories: 17 (1933-34)
- Most consecutive wins (including post-season): 18 (1933-34)
- Most World Champions: 6 (1921, 1933, 1940, 1941, 1946, 1963)

*Tied with Earl "Curly" Lambeau and Bill Belichick

NAMING THE BEARS

George Halas originally named the team the Decatur Staleys after A.E. Staley, a starch manufacturer and enthusiastic sports fan who sponsored a semi-pro team and commissioned Halas to organize the new squad.

One year later, trying to match the profitability of Chicago's baseball franchises, Staley asked Halas if he would take the team off Staley's hands and move it to Chicago for \$5,000, while keeping the name Staleys for another year. With the help of legendary baseball pioneers Bill Veack, Sr. and William Wrigley, Halas soon acquired a lease to play at Wrigley Field then known as Cubs Park.

When Halas' obligation to Staley terminated in 1922, he considered re-naming the team the Chicago Cubs out of respect for Veack and Wrigley who, according to Halas in his biography, "had been such a great help."

But, as Halas continued, "I noted football players are much bigger players than baseball players, so if baseball players are cubs, then football players must be bears!"

On January 28, 1922, the franchise was renamed the Chicago Bears.

In 1920 the team wore red, the color of the A.E. Staley company. The next year the team switched to navy blue and orange after those of Halas' alma mater, the University of Illinois. Halas lettered in football, basketball and baseball for the Fighting Illini, and is honored as one of U of I's most distinguished alumni in the Illini Union in Urbana-Champaign.

GEORGE S. HALAS, JR.

SEPTEMBER 4, 1925 – DECEMBER 16, 1979

George S. "Mugs" Halas was an integral part of the Bears before his untimely death in 1979. The son of pro football founder George S. Halas, Mugs spent 30 years in pro football. He joined the Bears' front office in 1950, was named treasurer in 1953, and became president of the club in 1963. He was also the first general manager in team history, serving in that capacity from 1963-74. In his first season as president, the Bears were NFL champions. Mugs was the second of just four presidents in the franchise history. He succeeded his father, George S. Halas, and was followed by Michael McCaskey and current president Ted Phillips. His numerous contributions on a league level included membership on the executive committee of the NFL Management Council.

Mugs learned football at a young age, serving as a ballboy while growing up. He earned a business degree from Loyola in 1949, before entering pro football on a full-time basis. Mugs is remembered for his love and devotion to the game.




EDWARD W. McCASKEY

APRIL 27, 1919 – APRIL 8, 2003

Edward (Ed) W. McCaskey served as an executive with the Bears for 36 years, serving as Chairman Emeritus of the club from 1999 until his death in 2003. He was the team's second Chairman of the Board, succeeding team founder George Halas in 1983 following 17 years as the team's Vice President and Treasurer. McCaskey married Halas' only daughter, Virginia, in 1943 and joined the team at Halas' request in 1967.

McCaskey was a popular figure within the NFL and was referred to by many as the conscience of the League, as well as a sounding board for many of its leaders. He contributed to numerous charitable and civic organizations on behalf of the Bears and served as the guiding force behind the Brian Piccolo Fund.

**MICHAEL B. McCASKEY**

DECEMBER 11, 1943 – MAY 16, 2020


Michael B. McCaskey joined the family business in 1983, when he succeeded his grandfather, George S. Halas, as President & CEO and held that position until 1999 when he became the team's chairman. Under McCaskey's leadership, the Bears had eight playoff seasons, claimed six NFC Central division titles and were crowned Super Bowl XX Champions. Following the 1985 Super Bowl championship, his peers voted him NFL Executive of the Year. Michael also served as Chairman of the Board of the Bears from 1999-2011. In the spring of 1997, under Michael's guidance, the Bears moved from the original Halas Hall on the campus of Lake Forest College to a new state-of-the-art home and where the team still resides today.

Michael also was a co-founder of the team's charitable foundation Bears Care in 2005, which has since granted more than \$21 million to over 100 agencies throughout the Chicagoland community through targeted programs supporting education, youth athletics, medical research and health awareness programs focusing on breast and ovarian cancer.

**WALTER PAYTON**

JULY 25, 1954 – NOVEMBER 1, 1999

- Drafted 4th overall in 1975; Retired after the 1987 season
- Retired as NFL's all-time leader in rushing and combined net yards
- Held 16 NFL Records when he retired including the League's all-time leading rusher, which was surpassed by Emmitt Smith in 2002
- Voted to nine Pro Bowls (1977, 78, 79, 80, 81, 84, 85, 86, 87)
- Holds 27 Bears' Records (24 regular season/career, three postseason)
- Jersey #34 is retired; Elected to Hall of Fame, Jan. 30, 1993; Inducted July 31, 1993

**Payton's Pro Stats**

Year	Rush	Yds	Avg	Lg	TD	Rec	Yds	Avg	Lg	TD	G-CS
1975 Bears	196	679	3.5	54	7	33	213	6.5	40	0	13-7
1976 Bears	311	1,390	4.5	60	13	15	149	9.9	34	0	14-14
1977 Bears	339	1,852	5.5	73	14	27	269	10.0	75	2	14-14
1978 Bears	333	1,395	4.2	76	11	50	480	9.5	61	0	16-16
1979 Bears	369	1,610	4.4	43	14	31	313	10.1	65	2	16-16
1980 Bears	317	1,460	4.6	69	6	46	367	8.0	54	1	16-16
1981 Bears	339	1,222	3.6	39	6	41	379	9.2	30	2	16-16
1982 Bears	148	596	4.0	26	1	32	311	9.7	40	0	9-9
1983 Bears	314	1,421	4.5	49	6	53	607	11.5	74	2	16-16
1984 Bears	381	1,684	4.4	72	11	45	368	8.2	31	0	16-16
1985 Bears	324	1,551	4.8	40	9	49	483	9.9	65	2	16-16
1986 Bears	321	1,333	4.2	41	8	37	382	10.3	57	3	16-16
1987 Bears	146	533	3.7	17	4	33	217	6.6	16	1	12-12
Career	3,838	16,726	4.4	76	110	492	4,538	9.2	75	15	190-184

Other Career Stats: **Passing:** 11-34-331, 8 TDs, 5 int's. **Punting:** 1 for 39 yards (1975). **Kickoff Returns:** 17 for 539 yards (31.7 avg.).

Playoffs

Year	Rush	Yds	Avg	LG	TD	Rec	Yds	Avg	LG	TD	G-CS
1977 Bears	19	60	3.1	11	0	3	33	11.0	20	0	1-1
1979 Bears	16	67	4.2	12	2	3	52	17.3	31	0	1-1
1984 Bears	46	196	4.3	20	0	4	23	5.8	12	0	2-2
1985 Bears	67	186	2.8	12	0	8	52	6.5	19	0	3-3
1986 Bears	14	38	2.7	9	0	1	-2	-2.0	-2	0	1-1
1987 Bears	18	85	4.7	16	0	3	20	6.7	9	0	1-1
Career	180	632	3.5	20	2	22	178	8.1	31	0	9-9

Also: 3 kickoff returns for 57 yards (19.0 avg.) in 1977.



On Feb. 3, 2018, Brian Urlacher became the 28th Chicago Bear voted for enshrinement in the Pro Football Hall of Fame, the most of any team. *NOTE: Ed Sprinkle and Jimbo Covert were two of 10 seniors voted to the Hall of Fame's Centennial Class in January 2020. They are scheduled to be enshrined Sept. 16-19, 2020 in Canton, Ohio to bring the Bears total to 30.*

DOUG ATKINS **Defensive End** **#81**
Inducted: 1982 **BEARS: 12 seasons (1955-66)** **NFL: 17 seasons**


Three-time all-NFL (1960, 61, 62)... Eight-time Pro Bowler (1958-64; 66)... Named Outstanding Lineman in 1959 Pro Bowl... Cleveland's first-round pick in 1953 who came to Chicago in a 1955 trade with Browns... Joined Saints for final three seasons via 1967 trade... Conference track champion in the high-jump and scholarship basketball player at Tennessee.



Atkins

GEORGE BLANDA **Quarterback-Kicker** **#16, 22**
Inducted: 1981 **BEARS: 10 seasons (1949-58)** **NFL: 26 seasons**


Concluded NFL career as all-time leader in seasons (26), games (340), points (2,002), PAT attempts (959), PATs (943), FG attempts (638), and interceptions (277)... Ranks fifth in club history with 541 points... Retired in 1959, but returned in 1960 to play seven seasons with Houston (1960-66) and nine with Oakland (1967-75)... Led Oilers to two AFL titles and was 1961 Player of the Year... Set then-NFL record with 68 pass attempts vs. Buf. (11/1/64)... Voted Male Athlete of the Year by AP in 1970... Finished 340-game career with 2,002 points, 4,007 attempts for 26,920 passing yards and 236 TDs... Retired one month shy of 49th birthday... Played at Kentucky.



Blanda

DICK BUTKUS **Middle Linebacker** **#51**
Inducted: 1979 **BEARS: 9 seasons (1965-73)** **NFL: 9 seasons**


Third pick of 1965 draft... Beat out incumbent middle linebacker and future Hall of Famer Bill George... Denied Rookie of the Year honors when edged by teammate and fellow Hall of Fame enshrinee Gale Sayers... One of only six Bears to earn Pro Bowl honors each of their first three seasons in the League... Seven-time all-NFL... Bears all-time leader with 25 fumble recoveries (third in NFL history) and second with 47 turnovers (fumbles + interceptions)... Born and raised in Chicago; attended college at Illinois.



Butkus

GEORGE CONNOR **Tackle-Linebacker** **#71, 81**
Inducted: 1975 **BEARS: 8 seasons (1948-55)** **NFL: 8 seasons**

First of the big, mobile outside linebackers... All-NFL five times - including 1951 and '52 on both offense and defense... Voted to first four Pro Bowls (1951-54)... Dramatic display in 1952 Pro Bowl when, late in the game with opposition deep in territory, he made a tackle-for-loss on first down, solo stop on second down, sacked QB on third down, and batted down fourth down pass in the endzone... Injuries forced retirement after 1955 season... All-America one year at Holy Cross and two seasons at Notre Dame.



Connor

RICHARD DENT **Defensive End** **#95**
Inducted: 2011 **BEARS: 12 seasons (1983-93; 95)** **NFL: 15 seasons**

Selected by Chicago in eighth round (203rd player overall) of 1983 NFL Draft... Played in every game as a rookie... Became full-time starter early in 1984, beginning a 10-year period in which he recorded 10 or more sacks in eight of 10 seasons... Twice, once in 1984 and again in 1987, recorded 4.5 sacks in a game, both vs. the Raiders... At the time of his retirement ranked third in career sacks with 137.5... Led NFC with team-record 17.5 sacks in 1984... Followed up with an NFL-high 17 sacks in 1985 as an integral part of Bears dominating defense... MVP of Super Bowl XX, recording three tackles, 1.5 sacks, one pass defended and two forced fumbles in Chicago's 46-10 win over the Patriots... Named first- or second-team All-Pro four times, All-NFC five times and selected to play in four Pro Bowls (1985, 1986, 1991, 1994).



Dent



Ditka

MIKE DITKA **Tight End-Coach** **#89**
Inducted: 1988 **BEARS: 17 seasons (Player, 1961-66), (Coach, 1982-92)** **NFL: 20 seasons**


First tight end inducted to the Hall... Credited for changing the tight end from a "third tackle" to a receiving position... NFL Rookie of the Year in '61 with 56 receptions... Voted to Pro Bowl following five seasons... His 427 career catches were most in NFL history by a tight end until Kellen Winslow broke the mark in 1980... Assistant coach for Dallas before being named Bears head coach on January 20, 1982... Guided team to 112 wins, six NFC Central titles, three NFC Championship games, and the Bears only Super Bowl victory... Bears first-round pick (fifth overall) in 1961 from Pittsburgh.



Driscoll

JOHN "PADDY" DRISCOLL **Running Back-Coach** **#1, 20**
Inducted: 1965 **BEARS: 5 seasons (1920; 26-29)** **NFL: 10 seasons**

The NFL's first "franchise" player... Triple-threat athlete who excelled at running, punting, and drop-kicking for field goals... Played with Chicago Cardinals (1920-25)... Scored 27 points in 1923 game vs. Rochester (four TDs, three PATs)... His 50-yard field goal in 1925 was NFL record for several years... Coached the Bears for two seasons in 1956 and 1957... Born in Evanston, IL, and attended Northwestern.



Finks

JIM FINKS **General Manager** **NFL: 34 seasons**
Inducted: 1995 **BEARS: 9 seasons (1974-82)**


One of the architects of the great Bears teams of the '80's... Joined the team just two days before the start of the 1974 season and spent the season evaluating the team's talent, including players, coaches and front office personnel... Served as executive vice president and general manager with the Bears after breaking into the League as both cornerback and quarterback for the Steelers from 1949-55... Spent his first three seasons in the NFL in the defensive backfield, switching back to quarterback in 1952 and was selected to play in the Pro Bowl in 1953... Spent 10 seasons as GM at Minnesota (1964-73) and eight at New Orleans (1986-93).



Fortmann

DANNY FORTMANN **Guard** **#21**
Inducted: 1965 **BEARS: 8 seasons (1936-43)** **NFL: 8 seasons**

Ninth-round pick in NFL's first draft (1936)... As a rookie in 1936, at age 20, he was the league's youngest starter... Signal caller for linemen on offense and deadly tackler on defense... All-NFL from 1938-43... The Bears finished first five times, second twice, and third once during his eight years... Pursued medical studies at University of Chicago while playing with Bears... Played at Colgate.



George

BILL GEORGE **Guard-Linebacker** **#61, 72**
Inducted: 1974 **BEARS: 14 seasons (1952-65)** **NFL: 15 seasons**

Joined Bears in 1952 as "middle guard", but became league's first middle linebacker when he dropped off the line in 1954... All-NFL eight times in nine years... Voted to Pro Bowl eight straight seasons (1955-62)... Defensive signal caller final 10 seasons in Chicago... 18 career interceptions... His 14 seasons tie for second-most by a Bear player... Finished with Rams (1966)... Attended Wake Forest.

HAROLD "RED" GRANGE **Running Back-Defensive Back** **#77**
Inducted: 1963 **BEARS: 7 seasons (1925; 29-34)** **NFL: 9 seasons**

Joined Bears on Thanksgiving, 1925—just 10 days following final college game... Attracted crowds of 70,000 at the Polo Grounds and 75,000 in LA Coliseum during 1925 tour—16 games in two months to showcase the 'Galloping Ghost'... Left Bears for NY Yankees of AFL in 1926 which joined NFL the following season... Suffered knee injury vs. Bears in 1927, and missed entire '28 season... Rejoined Chicago in 1929, but was "ordinary" ball carrier... Developed into a good defensive back... All-NFL in 1931... Made TD-saving tackle in final seconds of 1933 Championship Game 23-21 win over NY Giants... Played college ball at Illinois... Born in Wheaton and also known as the "Wheaton Ice Man."



Grange

GEORGE HALAS **End-Coach-Owner** **#7**
Inducted: 1963 **BEARS: 64 seasons (1920-83)** **NFL: 64 seasons**

(See bio on pages 240-241)



Halas

DAN HAMPTON **Defensive End-Tackle** **#99**
Inducted: 2002 **BEARS: 12 seasons (1979-90)** **NFL: 12 seasons**

A first-round draft choice (fourth overall) by the Bears in the 1979 draft... Played for 12 seasons in Chicago and finished his career ranked third on the Bears all-time career sacks list with 82.0... "Danimal," as he was affectionately known by teammates and fans, played in 157 regular season games with 152 starts... Named to the NFL Team of the '80's by the Pro Football Hall of Fame Board of Selectors and was a Pro Bowl performer four times during that decade (1981, 1983, 1985 and 1986), twice as a defensive end and two times as a defensive tackle... Named Defensive MVP by Pro Football Weekly in 1982 and started the first 48 games of his career where he established himself as a dominant pass rusher, recording 25 sacks during his first three seasons in the league.



Hampton

ED HEALEY **Tackle** **#16**
Inducted: 1964 **BEARS: 6 seasons (1922-27)** **NFL: 8 seasons**

Acquired by Halas from Rock Island Independents (1920-22) in exchange for gate receipts (\$100) from late-season game in 1922... Ran more than 30 yards in 1924 to tackle his own teammate (Oscar Knop) who was running the wrong way with an interception... Caught running back George Wilson from behind after hurdling several teammates in 1926 exhibition game vs. LA All-Stars... Termed "the most versatile tackle of all-time" by Halas ... Named to the NFL All-Decade Team for the 1920's... First president of Bear alumni association (1937)... Graduated from Dartmouth.



Healey

BILL HEWITT **End** **#56**
Inducted: 1971 **BEARS: 5 seasons (1932-36)** **NFL: 9 seasons**

One of the last helmetless players in the NFL... Four-time all-NFL (1933, '34, '36, '37) and first to do so with two teams... Designed play to win 1933 NFL Championship: jump pass from fullback to Hewitt who caught and lateraled to William Karr... Played for Eagles (1937-39), missed 1940-42 seasons before returning with Philadelphia-Pittsburgh (1943)... Career: 101 catches for 1,696 yards and 25 TDs.



Hewitt



Jones

STAN JONES**Tackle-Guard****#78****Inducted: 1991****BEARS: 12 seasons (1954-65)****NFL: 13 seasons**


Selected by Chicago in fifth round of 1953 draft... Started at tackle; switched to guard in 1954 and became seven-time Pro Bowler (1956-62)... Played offense and defense in 1962 but played solely defense in 1963—when the Bears won the NFL Championship... One of the first pro football players to concentrate on weightlifting... Missed just two games in his first 11 seasons... Traded to Redskins (1966) as a favor from Halas so he could finish his career near his Rockville, Maryland home... College Lineman of the Year for 1953 National Champion Maryland Terrapins.



Luckman

SID LUCKMAN**Quarterback****#42****Inducted: 1965****BEARS: 12 seasons (1939-50)****NFL: 12 seasons**

Second pick of 1939 draft... Ranks second on Bears all-time list for TDs (137) and yards (14,686); third in attempts (1,744) and fourth in completions (904)... Recorded the second-highest single-season QB rating (107.8 in 1943)... Led Bears T-formation attack which won four NFL Titles including the 73-0 blitzing of Washington in the 1940 Championship game... Five-time all-NFL and 1943 league MVP... Passed for record-tying seven TDs in 1943 game vs. Giants... Came out of Columbia University.



Lyman

ROY "LINK" LYMAN**Tackle****#2, 11, 12, 14, 77****Inducted: 1964****BEARS: 7 seasons (1926-28, 30-31, 33-34)****NFL: 11 seasons**

Pioneered stunting, slanting, and shifting-style defense... Began pro career with Canton (1922-23), winning two championships; moved to Cleveland where he again won a championship... Joined Frankford (1925) before finishing with Bears... Left Bears for 1929 season to play semi-pro ball and in 1932 to settle business problems... In his final two seasons Chicago won the NFL Championship (1933) and division (1934)... No high school ball (school had seven boys), but played at Nebraska.



McAfee

GEORGE MCAFEE**Running Back-Def. Back****#5, 33****Inducted: 1966****BEARS: 8 seasons (1940-41; 45-50)****NFL: 8 seasons**

Eagles first-round choice in 1940 (second overall)... Immediately traded to Bears for four players... Career average 12.78 yards on 112 punt returns is still NFL record... Returned a kickoff 93 yards for TD in first pro game... Went into the Navy for WWII; returned in 1945... 25 career interceptions... All-American at Duke.



Musso

GEORGE MUSSO**Tackle-Guard-Def. Tackle****#16****Inducted: 1982****BEARS: 12 seasons (1933-44)****NFL: 12 seasons**

Signed by Halas for just \$90/game plus \$5 in expenses... Elected team captain in fourth season and kept the title remainder of career... First player to win all-NFL at two positions: tackle in 1935 and guard in 1937... Played on four Bears championship teams... College ball at Millikin.

BRONKO NAGURSKI **Fullback-Tackle** **#3, 16**
Inducted: 1993 **BEARS: 9 seasons (1930-37; 43)** **NFL: 9 seasons**

Powerful, punishing runner who was also a threat to pass... Retired after eight seasons (1937) for a more profitable wrestling career... Returned in 1943 when Bears were short of players (due to World War II)... Played mostly at tackle, but scored TD to put Bears ahead to stay in 1943 Championship game... 13th in Bears career rushing... High school teams were winless... All-American at Minnesota.



Nagurski

WALTER PAYTON **Running Back** **#34**
Inducted: 1993 **BEARS: 13 seasons (1975-87)** **NFL: 13 seasons**


(Payton's stats and bio on page 242)



Payton

GALE SAYERS **Running Back** **#40**
Inducted: 1977 **BEARS: 7 seasons (1965-71)** **NFL: 7 seasons**

Fourth pick of 1965 draft... Career: 991-4,956-39 rushing; 112-1,307-9 receiving; 91-2,781-6 kickoff returns; 28-391-2 punt returns... Had 77-yard PR, 93-yard KOR and 25-yard TD pass in first pre-season game... Amassed 2,272 net yards and a rookie-record 22 TDs including record-tying six TDs vs. SF in inaugural season... Picked Rookie of the Year over Dick Butkus... Voted to five Pro Bowls (1966-70) and was Offensive MVP of three... Suffered right knee injury in 1968, but bounced back for second 1,000-yard season... Left knee injury in 1970 substantially ending career... Led NFL in rushing in '66 and '69... 20 100-yard rushing games... Fifth on Bears all-time rushing list... Averaged 5.0 yards per carry in career... Set 23 club records and seven NFL marks... Youngest player ever elected to the Hall (34 years old) and his effective playing time is also the shortest of any Hall of Famer... Star back at Kansas... Known as the "Kansas Comet."



Sayers

MIKE SINGLETARY **Linebacker** **#50**
Inducted: 1998 **BEARS: 12 seasons (1981-92)** **NFL: 12 seasons**

Second round pick in 1981 draft (38th overall) after two-time consensus all-American career at Baylor... All-rookie honors from Pro Football Writers Assoc., UPI, Pro Football Weekly, and Football Digest... Selected to 10 straight Pro Bowls (1983-92), most ever by a Bear... Most starts by a defensive player in Bears history (172)... Named to NFL Team of the Eighties by NFL Hall of Fame Board of Selectors... AP Defensive Player of the Year in 1985 and '88... 1990 NFL Man of the Year for playing excellence and off-the-field community contributions... Defensive captain from 1983-1992... Finished as the team's first or second leading tackler in final 11 seasons... Missed just two games in 12 seasons (both in '86)... Finished career with 1,488 tackles, 19 sacks, seven interceptions... Wife, Kim, presented Mike at his induction.



Singletary

JOE STYDAHAR **Tackle** **#13, 18**
Inducted: 1967 **BEARS: 9 seasons (1936-42; 45-46)** **NFL: 9 seasons**

First player ever drafted by Bears, sixth overall pick in the 1936 draft... All-NFL left tackle (1937-40)... Played in 84 career games for the Bears... Left for World War II (1943-44), but returned to lead Chicago to 1946 Championship... helped the Bears win NFL championships in 1940, 1942 and 1945... Star player at West Virginia University... Inducted into the College Football Hall of Fame in 1972... played football and basketball for the Mountaineers... Also served as an NFL head coach of the Los Angeles Rams (1950-52) and Chicago Cardinals (1953-54).



Stydahar



Trafton

GEORGE TRAFTON**Center****#13****Inducted: 1964****BEARS: 13 seasons (1920-32)****NFL: 13 seasons**


All-NFL center (unofficially) in eight of 13 seasons ... strong, tough, mean player – put four Rock Island players out of action in first 12 plays of a 1920 game ... Notre Dame career was cut short when Knute Rockne caught him playing semi-pro ball ... key member of the Decatur Staleys in the inaugural season of professional football ... helped Decatur win their first NFL Championship in 1921 prior to the team being renamed the Chicago Bears the following season ... won his second NFL title as a member of the 1932 Chicago Bears ... selected by the Pro Football Hall of Fame as the center on the NFL 1920s All-Decade Team in 1969.



Turner

CLYDE "BULLDOG" TURNER**Center-Linebacker****#66****Inducted: 1966****BEARS: 13 seasons (1940-52)****NFL: 13 seasons**

First-round draft pick in 1940 ... flawless snapper and excellent blocker who was all-NFL six times ... Could also play guard or tackle ... led league in 1942 with eight interceptions at linebacker ... played running back in emergency situations, scored 48-yard TD in 1944 ... had 96-yard interception return for TD in 1947... Played college ball for Hardin-Simmons.

**BRIAN URLACHER****Linebacker****#54****Inducted: 2018****BEARS: 13 seasons (2000-12)****NFL: 13 seasons**

In his first year of eligibility, linebacker Brian Urlacher, who played for the Bears from 2000-2012, became the 28th player in franchise history to be selected for induction into the Pro Football Hall of Fame ... Urlacher played his entire 13-year career with the Bears ... played in 182 games with 180 starts, the third most by a Bears player in franchise history at the time ... won NFL Rookie of the Year honors in 2000 while being selected to eight Pro Bowls and winning NFL Defensive Player of the Year honors in 2005 ... Bears advanced to the playoffs four times in the Urlacher era and enjoyed their finest season in 2006 when the Bears went 13-3 and advanced to Super Bowl XLI ... 22 career interceptions are tied for 11th most in Bears history and tied for second among linebackers with Dick Butkus.

In addition to the 28 Bears Hall of Famers, six other inductees spent part of their careers with the Bears:

Player	Position	With Bears	Other teams
Jim Conzelman	Quarterback	1920	Rock Island Independents, Milwaukee Badgers, Detroit Panthers, Providence Steam Roller
Guy Chamberlin	End	1920-21	Canton Bulldogs, Cleveland Bulldogs, Frankford Yellow Jackets, Chicago Cardinals
Walt Kiesling	Guard	1934	Duluth Eskimos, Pottsville Maroons, Chicago Cardinals, Green Bay Packers, Pittsburgh Pirates
Bobby Layne	Quarterback	1948	NY Bulldogs, Detroit Lions, Pittsburgh Steelers
Orlando Pace	Tackle	2009	St. Louis Rams
Alan Page	Defensive Tackle	1978-81	Minnesota Vikings

PRO FOOTBALL HALL OF FAMERS BY FRANCHISE

Hall of Famers are listed under all clubs on which they played. PRIMARY refers to the team or teams on which the Hall of Famer made his primary contribution to professional football. MINOR refers to Hall of Famer who spent only a minor portion of their career with a team. *This list includes those scheduled to be inducted in 2020.

TEAM	PRIMARY	MINOR
Chicago Bears	30	5
Green Bay Packers	26	5
Pittsburgh Steelers	24	7
New York Giants	21	11
Washington Redskins	20	15
Los Angeles Rams	19	14
Dallas Cowboys	19	9
Las Vegas Raiders	17	9
Cleveland Browns	17	5
San Francisco 49ers	16	12
Detroit Lions	16	5
Minnesota Vikings	15	7
Indianapolis Colts	15	4
Arizona Cardinals	14	7
Kansas City Chiefs	13	10
Philadelphia Eagles	11	12

TEAM	PRIMARY	MINOR
Miami Dolphins	10	6
Los Angeles Chargers	10	4
Buffalo Bills	10	2
Tennessee Titans	9	8
Denver Broncos	8	4
New York Jets	7	10
New England Patriots	5	4
Seattle Seahawks	4	8
Atlanta Falcons	4	5
New Orleans Saints	4	5
Tampa Bay Buccaneers	4	4
Baltimore Ravens	3	3
Cincinnati Bengals	1	2
Carolina Panthers	0	3
Houston texans	0	1

CHAMPIONSHIP TEAM HALL OF FAMERS

(by Year)

1921 Team (2)

George Halas, George Trafton

1932 Team (5)

Red Grange, Bill Hewitt, Link Lyman, Bronko Nagurski, George Trafton

1933 Team (5)

Red Grange, Bill Hewitt, Link Lyman, George Musso, Bronko Nagurski

1940 Team (6)

Danny Fortmann, Sid Luckman, George McAfee, George Musso, Joe Stydahar, Bulldog Turner

1941 Team (6)

Danny Fortmann, Sid Luckman, George McAfee, George Musso, Joe Stydahar, Bulldog Turner

1943 Team (5)

Danny Fortmann, Sid Luckman, George Musso, Bronko Nagurski, Bulldog Turner

1946 Team (4)

Sid Luckman, George McAfee, Joe Stydahar, Bulldog Turner

1963 Team (4)

Doug Atkins, Mike Ditka, Bill George, Stan Jones

1985 Team (4)

Richard Dent, Dan Hampton, Walter Payton, Mike Singletary

CHAMPIONSHIP TEAM HALL OF FAMERS

(by Player/Coach)

Players

Sid Luckman (4)	1940, '41, '43, '46
George Musso (4)	1933, '40, '41, '43
Bulldog Turner (4)	1940, '41, '43, '46
Danny Fortmann (3)	1940, '41, '43
George McAfee (3)	1940, '41, '46
Bronko Nagurski (3)	1932, '33, '43
Joe Stydahar (3)	1940, '41, '46
Red Grange (2)	1932, '33
Bill Hewitt (2)	1932, '33
Link Lyman (2)	1932, '33
George Trafton (2)	1921, '32
Doug Atkins (1)	1963
Richard Dent (1)	1985
Mike Ditka (1)	1963
Bill George (1)	1963
George Halas (1)	1921
Stan Jones (1)	1963
Dan Hampton (1)	1985
Walter Payton (1)	1985
Mike Singletary (1)	1985

Coaches

George Halas (6)	1921, '33, '40, '41, '46, '63
Mike Ditka (1)	1963

(since 1971 when Bears moved to Soldier Field)

Capacity	Sold	Actual	Average	Road	Capacity	Sold	Actual	Average	Road		
1971	55,049	N/A	385,343 (7)	55,049	396,183 (7)	1996	66,944	535,552	456,348 (8)	57,044	490,590 (8)
1972	55,701	N/A	389,907 (7)	55,701	406,556 (7)	1997	66,944	535,552	421,900 (8)	52,738	536,184 (8)
1973	55,701	N/A	389,907 (7)	55,701	395,192 (7)	1998	66,944	535,552	429,607 (8)	53,701	462,012 (8)
1974	55,753	N/A	389,117 (7)	55,588	372,530 (7)	1999	66,944	535,552	443,713 (8)	55,464	517,237 (8)
1975	57,455	387,312	323,868 (7)	46,266	392,929 (7)	2000	66,944	535,552	435,259 (8)	54,407	545,132 (8)
1976	57,359	401,123	351,812 (7)	50,258	438,338 (7)	2001	66,944	535,552	482,878 (8)	60,360	525,068 (8)
1977	57,359	401,513	386,500 (7)	48,071	409,377 (7)	2002*	52,057	494,847	426,285 (8)	53,286	542,061 (8)
1978	57,359	458,872	385,976 (8)	48,247	455,542 (8)	2003	61,500	492,304	444,340 (8)	55,543	546,662 (8)
1979	57,979	463,832	416,168 (8)	52,021	477,321 (8)	2004	61,500	495,706	442,272 (8)	55,284	541,641 (8)
1980	64,154	513,232	464,897 (8)	58,112	486,954 (8)	2005	61,500	496,965	496,965 (8)	62,121	518,191 (8)
1981	64,410	515,280	436,563 (8)	54,570	453,575 (8)	2006	61,500	497,786	497,786 (8)	62,223	550,577 (8)
1982	65,793	249,354	183,626 (4)	45,107	293,501 (5)	2007	61,500	497,267	463,133 (8)	57,892	544,335 (8)
1983	65,793	545,897	418,771 (8)	52,346	409,867 (8)	2008	61,500	496,276	461,232 (8)	57,654	532,130 (8)
1984	65,793	516,347	462,159 (8)	57,769	444,496 (8)	2009	61,500	498,000	467,936 (8)	58,492	533,114 (8)
1985	65,793	526,344	486,212 (8)	60,776	517,146 (8)	2010	61,500	497,561	474,974 (8)	59,372	525,302 (8)
1986	66,030	528,240	495,484 (8)	61,935	478,025 (8)	2011	61,500	497,166	469,935 (8)	58,742	567,177 (8)
1987	66,030	528,240	459,192 (8)	57,399	407,783 (7)	2012	61,500	498,633	480,504 (8)	60,063	557,829 (8)
1988	66,946	535,568	494,093 (8)	61,761	489,476 (8)	2013	61,500	498,864	472,931 (8)	59,116	558,211 (8)
1989	66,946	535,568	489,976 (8)	61,247	506,193 (8)	2014	61,500	494,218	449,869 (8)	56,234	556,417 (8)
1990	66,946	535,568	481,018 (8)	60,127	534,440 (8)	2015	61,500	496,287	452,974 (8)	56,622	523,778 (8)
1991	66,946	535,568	491,778 (8)	61,472	531,835 (8)	2016	61,500	482,951	403,799 (8)	60,368	577,656 (8)
1992	66,950	535,600	478,507 (8)	59,813	529,769 (8)	2017	61,500	489,137	426,162 (8)	61,142	533,082 (8)
1993	66,950	535,600	465,832 (8)	58,229	486,675 (8)	2018	61,500	557,277	527,542 (9)	61,919	555,118 (8)
1994	66,944	535,552	468,015 (8)	58,502	520,294 (8)	2019	61,500	495,332	461,035 (8)	61,916	495,357 (8)
1995	66,944	535,552	476,587 (8)	59,573	510,327 (8)						

* Home games played at Memorial Stadium in Champaign, Ill. Capacity listed is NFL designated Chicago blackout number. () Number in parentheses is number of games played.

Soldier Field Ten largest crowds to watch the Bears Road

Attendance	Opponent	Date	Attendance	Opponent	Date
66,900	vs. NY Giants	9/5/1993	100,470	at LA Rams	11/2/1958
66,625**	vs. Philadelphia	10/2/1989	90,554	at Dallas	9/25/2016
66,475	vs. Minnesota	9/17/1989	90,138	at Washington	9/11/2005
65,704**	vs. NY Giants	9/14/1987	85,168	at Dallas	9/19/2010
65,534*	vs. Philadelphia	12/31/1988	83,501*	at LA Rams	12/17/1950
65,506	vs. LA Rams	10/29/1989	83,147	at Washington	10/20/2013
65,420	vs. Minnesota	9/23/1990	83,224**	at Cleveland	11/3/1980
65,293**	vs. San Francisco	10/24/1988	82,213***	at Washington	12/6/2007
65,255**	vs. NY Jets	9/23/1991	80,638	at Detroit	11/21/1976
65,141*	vs. Washington	1/3/1987	80,456	at LA Rams	11/3/1957

Five smallest crowds to watch the Bears

Attendance	Opponent	Date	Attendance	Opponent	Date
29,157	vs. Green Bay	12/16/1973	2,500^	vs. Dallas Texans	11/27/1952
32,113†	vs. Minnesota	10/11/1987	4,074†	at Philadelphia	10/4/1987
33,557	vs. Green Bay	12/11/1977	32,637‡	at New Orleans	11/6/2005
34,306	vs. Green Bay	12/10/1978	34,350	at Baltimore	9/25/1983
35,052	vs. St. Louis	12/14/1975	36,816	at Tampa Bay	11/20/1983

* playoff game; ** Monday Night Football; *** Thursday Night Football; ^ at Akron, Ohio; † strike game; ‡ at Baton Rouge, La.

NOTES:

- Last non-sellout: September 9, 1984 vs. Denver (4,432 unsold).
- Heading into 2020, the Bears have 300 straight sellouts (286 regular season, 14 playoffs).
- The Bears vs. All-Stars game on August 22, 1947 drew a crowd of 105,840 at Soldier Field, which was the largest crowd ever to watch any NFL game until August 15, 1994, when the Cowboys-Oilers pre-season game drew 112,376 at Azteca Stadium in Mexico City.

ANNUAL SCORING LEADERS

Year	Player	TD	PAT	FG	Pts	Year	Player	TD	PAT	FG	Pts
2019	Piñeiro, Eddy	0	27	23	96	1966	Leclerc, Roger	0	24	18	78
2018	Parkey, Cody	0	42	23	111	1965*	Sayers, Gale	22	0	0	132
2017	Howard, Jordan	9	0	0	54	1964	Morris, Johnny	10	0	0	60
2016	Barth, Connor	0	31	18	85	1963	Ditka, Mike	8	0	0	48
2015	Gould, Robbie	0	28	33	127	1962	Leclerc, Roger	0	36	13	75
2014	Forté, Matt	10	2	0	64	1961	Ditka, Mike	12	0	0	72
2013	Gould, Robbie	0	45	26	123	1960	Avon, John	0	23	7	44
2012	Gould, Robbie	0	33	21	96	1959	Casares, Rick	12	0	0	72
2011	Gould, Robbie	0	37	28	121	1958	Galimore, Willie	12	0	0	72
2010	Gould, Robbie	0	35	25	110	1957	Blanda, George	1	23	14	71
2009	Gould, Robbie	0	33	24	105	1956	Casares, Rick	14	0	0	84
2008	Gould, Robbie	0	41	26	119	1955	Blanda, George	2	37	11	82
2007	Gould, Robbie	0	33	31	126	1954	Hill, Harlon	12	0	0	72
2006	Gould, Robbie	0	47	32	143	1953	Blanda, George	0	27	7	48
2005	Gould, Robbie	0	19	21	82	1952	Blanda, George	1	30	6	54
2004	Edinger, Paul	0	22	15	67	1951	Lujack, Johnny	7	10	0	52
2003	Edinger, Paul	0	27	26	105	1950	Lujack, Johnny	11	34	3	109
2002	Edinger, Paul	0	29	22	95	1949	Lujack, Johnny	2	42	1	57
2001	Edinger, Paul	0	34	26	112	1948	Lujack, Johnny	1	44	0	50
2000	Edinger, Paul	0	21	21	84	1947	Kavanaugh, Ken	13	0	0	78
1999	Robinson, Marcus	9	0	0	54	1946	Gallarneau, Hugh	8	0	0	48
1998	Jaeger, Jeff	0	27	21	90	1945	Kavanaugh, Ken	6	0	0	36
1997	Jaeger, Jeff	0	20	21	83	1944	McLean, Ray	7	0	0	42
1996	Jaeger, Jeff	0	23	19	80	1943	Clark, Harry	10	0	0	60
1995	Butler, Kevin	0	45	23	114	1942	McLean, Ray	9	0	0	54
1994	Butler, Kevin	0	24	21	87	1941	McAfee, George	12	0	0	72
1993	Butler, Kevin	0	21	27	102	1940	McLean, Ray	4	1	0	25
1992	Butler, Kevin	0	34	19	91	1939	Manders, Jack	4	17	3	50
1991	Butler, Kevin	0	32	19	89	1938	Manders, Jack	3	10	3	37
1990	Butler, Kevin	0	36	26	114	1937*	Manders, Jack	5	15	8	69
1989	Anderson, Neal	15	0	0	90	1936	Manders, Jack	4	17	7	62
1988	Butler, Kevin	0	37	15	82	1935	Karr, William	6	0	0	36
1987	Butler, Kevin	0	28	19	85	1934*	Manders, Jack	3	31	10	79
1986	Butler, Kevin	0	36	28	120	1933	Manders, Jack	0	15	6	33
1985*	Butler, Kevin	0	51	31	144						
1984	Thomas, Bob	0	35	22	101						
1983	Thomas, Bob	0	35	14	77						
1982	Moorehead, Emery	5	0	0	30						
1981	Roveto, John	0	19	10	49						
1980	Thomas, Bob	0	35	13	74						
1979	Payton, Walter	16	0	0	96						
1978	Thomas, Bob	0	26	17	77						
1977	Payton, Walter	16	0	0	96						
1976	Payton, Walter	13	0	0	78						
1975	Thomas, Bob	0	18	13	57						
1974	Roder, Mirro	0	18	13	57						
1973	Roder, Mirro	0	11	8	35						
1972	Percival, Mac	0	26	12	62						
1971	Percival, Mac	0	18	15	63						
1970	Percival, Mac	0	28	20	88						
1969	Percival, Mac	0	26	8	50						
1968	Percival, Mac	0	25	25	100						
1967	Sayers, Gale	12	0	0	72						

*Led NFL

ANNUAL RUSHING LEADERS

Year	Player	Yards	Att	TD	Year	Player	Yards	Att	TD
2019	Montgomery, David	889	242	6	1965	Sayers, Gale	867	166	14
2018	Howard, Jordan	935	250	9	1964	Arnett, Jon	400	119	1
2017	Howard, Jordan	1,122	276	9	1963	Marconi, Joe	446	118	2
2016	Howard, Jordan	1,313	252	6	1962	Marconi, Joe	406	89	5
2015	Forté, Matt	898	218	4	1961	Galimore, Willie	707	153	4
2014	Forté, Matt	1,038	266	6	1960	Casares, Rick	566	160	5
2013	Forté, Matt	1,339	289	9	1959	Casares, Rick	699	177	10
2012	Forté, Matt	1,094	248	5	1958	Casares, Rick	651	176	2
2011	Forté, Matt	997	203	3	1957	Casares, Rick	700	204	6
2010	Forté, Matt	1,069	237	6	1956*	Casares, Rick	1,126	234	12
2009	Forté, Matt	929	258	4	1955	Casares, Rick	672	125	4
2008	Forté, Matt	1,238	316	8	1954	Jagade, Chick	498	157	3
2007	Benson, Cedric	674	196	4	1953	Morrison, Fred	307	95	2
2006	Jones, Thomas	1,210	296	6	1952	Morrison, Fred	367	95	3
2005	Jones, Thomas	1,335	314	9	1951	Dottley, John	670	127	3
2004	Jones, Thomas	948	240	7	1950	Gulyanics, George	571	146	2
2003	Thomas, Anthony	1,024	244	6	1949	Gulyanics, George	452	102	5
2002	Thomas, Anthony	721	214	6	1948	Gulyanics, George	439	119	4
2001	Thomas, Anthony	1,183	278	7	1947	Osmanski, Joe	328	64	1
2000	Allen, James	1,120	290	2	1946	Gallarneau, Hugh	476	112	6
1999	Enis, Curtis	916	287	3	1945	Margarita, Bob	497	112	3
1998	Bennett, Edgar	611	173	2	1944	Margarita, Bob	463	88	4
1997	Harris, Raymont	1,033	275	10	1943	Clark, Harry	556	120	3
1996	Harris, Raymont	748	194	4	1942	Famiglietti, Gary	503	118	8
1995	Salaam, Rashaan	1,074	296	10	1941	McAfee, George	474	65	6
1994	Tillman, Lewis	899	275	7	1940	Nolting, Ray	373	78	1
1993	Anderson, Neal	646	202	4	1939*	Osmanski, Bill	699	121	7
1992	Anderson, Neal	582	156	5	1938	Nolting, Ray	297	63	2
1991	Anderson, Neal	747	210	6		Francis, Sam	297	85	3
1990	Anderson, Neal	1,078	260	10	1937	Nolting, Ray	424	106	2
1989	Anderson, Neal	1,275	274	11	1936	Nagurski, Bronko	529	122	3
1988	Anderson, Neal	1,106	249	12	1935	Ronzani, Gene	356	79	2
1987	Anderson, Neal	586	129	3	1934*	Feathers, Beattie	1,004	119	8
1986	Payton, Walter	1,333	321	8	1933	Nagurski, Bronko	533	128	1
1985	Payton, Walter	1,551	324	9					
1984	Payton, Walter	1,684	381	11					
1983	Payton, Walter	1,421	314	6					
1982	Payton, Walter	596	148	1					
1981	Payton, Walter	1,222	339	6					
1980	Payton, Walter	1,460	317	6					
1979	Payton, Walter	1,610	369	14					
1978	Payton, Walter	1,395	333	11					
1977*	Payton, Walter	1,852	339	14					
1976	Payton, Walter	1,390	311	13					
1975	Payton, Walter	679	196	7					
1974	Grandberry, Ken	475	144	2					
1973	Garrett, Carl	655	175	5					
1972	Douglass, Bobby	968	141	8					
1971	Shy, Don	420	116	2					
1970	Montgomery, Ross	229	62	0					
1969*	Sayers, Gale	1,032	236	8					
1968	Sayers, Gale	856	138	2					
1967	Sayers, Gale	880	186	7					
1966*	Sayers, Gale	1,231	229	8					

*Led NFL

ANNUAL PASSING LEADERS

Year	Player	Att	Cmp	Yards	TD	Int	Rating
2019	Trubisky, Mitchell	516	326	3,138	17	10	83.0
2018	Trubisky, Mitchell	434	289	3,223	24	12	95.4
2017	Trubisky, Mitchell	330	196	2,193	7	7	77.5
2016	Barkley, Matt	216	129	1,611	8	14	68.3
2015	Cutler, Jay	483	311	3,659	21	11	92.3
2014	Cutler, Jay	561	370	3,812	28	18	88.6
2013	Cutler, Jay	355	224	2,621	19	12	89.2
2012	Cutler, Jay	434	255	3,033	19	14	81.3
2011	Cutler, Jay	314	182	2,319	13	7	85.7
2010	Cutler, Jay	432	261	3,274	23	16	86.3
2009	Cutler, Jay	555	336	3,666	27	26	76.8
2008	Orton, Kyle	465	272	2,972	18	12	79.6
2007	Griese, Brian	262	161	1,803	10	12	75.6
2006	Grossman, Rex	480	262	3,193	23	20	73.9
2005	Orton, Kyle	368	190	1,869	9	13	59.7
2004	Hutchinson, Chad	161	92	903	4	3	73.6
2003	Stewart, Kordell	251	126	1,418	7	12	56.8
2002	Miller, Jim	314	180	1,944	13	9	77.5
2001	Miller, Jim	395	228	2,299	13	10	74.9
2000	McNown, Cade	280	154	1,646	8	9	68.5
1999	Matthews, Shane	275	167	1,645	10	6	80.6
1998	Kramer, Erik	250	151	1,823	9	7	83.1
1997	Kramer, Erik	477	275	3,011	14	14	74.0
1996	Krieg, Dave	377	226	2,278	14	12	76.3
1995	Kramer, Erik	522	315	3,838	29	10	93.5
1994	Walsh, Steve	343	208	2,078	10	8	77.9
1993	Harbaugh, Jim	325	200	2,002	7	11	72.1
1992	Harbaugh, Jim	358	202	2,486	13	12	76.2
1991	Harbaugh, Jim	478	275	3,121	15	16	73.7
1990	Harbaugh, Jim	312	180	2,178	10	6	81.9
1989	Tomczak, Mike	306	156	2,058	16	16	68.2
1988	McMahon, Jim	192	114	1,346	6	7	76.0
1987	McMahon, Jim	210	125	1,639	12	8	87.4
1986	McMahon, Jim	150	77	995	5	8	61.4
1985	McMahon, Jim	313	178	2,392	18	11	82.8
1984	McMahon, Jim	143	85	1,146	8	2	97.8
1983	McMahon, Jim	295	175	2,184	12	13	77.7
1982	McMahon, Jim	210	120	1,501	9	7	80.1
1981	Evans, Vince	436	195	2,354	11	20	51.0
1980	Evans, Vince	278	148	2,039	11	16	66.1
1979	Phipps, Mike	255	134	1,535	9	8	69.7
1978	Avellini, Bob	264	141	1,718	5	16	54.6
1977	Avellini, Bob	293	154	2,004	11	18	61.7
1976	Avellini, Bob	271	118	1,580	8	15	49.7
1975	Huff, Gary	205	114	1,083	3	9	57.1
1974	Huff, Gary	283	142	1,663	6	17	50.4
1973	Douglass, Bobby	174	81	1,057	5	7	59.2
1972	Douglass, Bobby	198	75	1,246	9	12	49.5
1971	Douglass, Bobby	225	91	1,164	7	15	38.7
1970	Concannon, Jack	385	194	2,130	16	18	61.6
1969	Concannon, Jack	160	87	1,783	4	8	31.3
1968	Concannon, Jack	143	71	715	5	9	49.8
1967	Concannon, Jack	186	92	1,260	6	14	51.0
1966	Bukich, Rudy	309	147	1,858	10	21	49.1
1965*	Bukich, Rudy	312	176	2,641	20	9	93.6

ANNUAL PASSING LEADERS (CONT'D)

Year	Player	Att	Cmp	Yards	TD	Int	Rating
1964	Bukich, Rudy	160	99	1,099	12	7	89.0
1963	Wade, Bill	356	192	2,301	15	12	73.8
1962	Wade, Bill	412	225	3,172	18	24	70.2
1961	Wade, Bill	250	139	2,258	22	13	93.7
1960	Brown, Ed	149	59	1,079	7	11	50.1
1959	Brown, Ed	247	125	1,881	13	10	77.0
1958	Brown, Ed	218	102	1,418	10	17	51.0
1957	Brown, Ed	185	84	1,321	6	16	44.5
1956*	Brown, Ed	168	96	1,667	11	12	83.1
1955	Brown, Ed	164	85	1,307	9	10	71.4
1954	Bratkowski, Zeke	130	67	1,087	8	17	60.9
1953	Blanda, George	362	169	2,164	14	24	51.3
1952	Romanik, Steve	126	49	772	4	11	34.5
1951	Lujack, Johnny	176	85	1,295	3	8	59.9
1950	Lujack, Johnny	254	121	1,731	4	21	40.9
1949	Lujack, Johnny	312	162	2,658	23	22	75.9
1948	Luckman, Sid	163	89	1,047	13	14	65.2
1947	Luckman, Sid	323	176	2,712	24	31	67.6
1946*	Luckman, Sid	229	110	1,826	17	16	70.8
1945†	Luckman, Sid	217	117	1,725	14	10	82.6
1944	Luckman, Sid	143	71	1,018	11	11	66.8
1943*	Luckman, Sid	202	110	2,194	28	12	107.8
1942	Luckman, Sid	105	57	1,023	10	13	80.0
1941*	Luckman, Sid	119	68	1,181	9	6	95.5
1940	Luckman, Sid	105	48	941	4	9	60.7
1939	Masterson, Bernie	113	44	914	5	9	49.6
1938	Masterson, Bernie	112	46	848	7	9	55.6
1937	Masterson, Bernie	72	26	615	6	7	55.8
1936	Molesworth, Keith	31	15	188	4	4	67.7
1935	Masterson, Bernie	44	18	456	5	4	79.4
1934	Ronzani, Gene	32	15	150	3	0	91.9
1933	Molesworth, Keith	50	19	433	3	4	56.5

*Led NFL; †Tied for NFL lead.

HIGHEST QUARTERBACK RATINGS

	Season	Att	Cmp	Yards	Pct	Y/Att	TD	TD%	Int	Int%	Rate	
1.	Josh McCown	2013	224	149	1,892	66.5	8.17	13	5.8	1	0.4	109.0
2.	Sid Luckman	1943	202	110	2,194	54.5	10.86	28	13.9	12	5.9	107.8
3.	Brian Hoyer	2016	200	134	1,445	67.0	7.2	6	3.0	0	0.0	98.0
4.	Jim McMahon	1984	143	85	1,146	59.4	8.01	8	5.6	2	1.4	97.8
5.	Sid Luckman	1941	119	68	1,181	57.1	9.92	9	7.6	6	5.0	95.5
6.	Mitchell Trubisky	2018	434	289	3,223	66.6	7.43	24	5.5	12	2.8	95.4
7.	Bill Wade	1961	250	139	2,258	55.6	9.03	22	8.8	13	5.2	93.7
8.	Rudy Bukich	1965	312	176	2,641	56.4	8.46	20	6.4	9	2.9	93.6
9.	Erik Kramer	1995	522	315	3,838	60.3	7.35	29	5.6	10	1.9	93.5
10.	Jay Cutler	2015	483	311	3,659	64.4	7.58	21	4.3	11	2.3	92.3
11.	Jay Cutler	2013	355	224	2,621	63.1	7.38	19	5.4	12	3.4	89.2
12.	Rudy Bukich	1964	160	99	1,099	61.9	6.87	12	7.5	7	4.4	89.0
13.	Jay Cutler	2014	561	370	3,812	66.0	6.80	28	5.0	18	3.2	88.6
14.	Jim McMahon	1987	210	125	1,639	59.5	7.80	12	5.7	8	3.8	87.4
15.	Jay Cutler	2010	432	261	3,274	60.4	7.58	23	5.3	16	3.7	86.3

1961-2019 (Regular Season only)

	1961	1962	1963	1964	1965	1966	1967	1968	1969	1970	1971	Total
Bill Wade	8-6	9-5	11-1-2	2-8	0-2	0-0						30-22-2
Rudy Bukich		0-0	0-0	3-1	9-3	5-7-2	0-0	0-0				17-11-2
Larry Rakestraw				0-0	0-0	0-0	0-2	0-2				0-4
Jack Concannon							7-4-1	3-4	0-5	5-8	2-1	17-22-1
Virgil Carter								4-1	0-2			4-3
Bobby Douglass									1-6	1-0	3-4	continued
Kent Nix										0-0	1-3	1-3
Season Totals	8-6	9-5	11-1-2	5-9	9-5	5-7-2	7-6-1	7-7	1-13	6-8	6-8	

	1972	1973	1974	1975	1976	1977	1978	1979	1980	1981	1982	Total
Bobby Douglass	4-9-1	3-9	1-2	0-1								13-31-1
Gary Huff		0-2	3-8	2-7	0-0							5-17
Bob Avellini				2-2	7-7	9-5	4-8	1-2	0-0	0-0	0-2	continued
Mike Phipps						0-0	3-1	9-1	2-4			14-6
Vince Evans						0-0	0-0	0-3	5-5	6-10	0-0	continued
Jim McMahon											3-4	continued
Season Totals	4-9-1	3-11	4-10	4-10	7-7	9-5	7-9	10-6	7-9	6-10	3-6	

	1983	1984	1985	1986	1987	1988	1989	1990	1991	1992	1993	Total
Bob Avellini	0-0	0-1										23-24
Vince Evans	1-2											12-20
Jim McMahon	7-6	7-2	11-0	6-0	5-1	7-2						46-15
Steve Fuller		2-2	4-1	0-2								6-5
Rusty Lisch		0-1										0-1
Greg Landry		1-0										1-0
Mike Tomczak			0-0	7-0	4-2	4-1	5-6	1-1				21-10
Doug Flutie				1-0								1-0
Mike Hohensee					2-0							2-0
Steve Bradley					0-1							0-1
Jim Harbaugh					0-0	1-1	1-4	10-4	11-5	5-8	7-8	35-30
Peter Tom Willis								0-0	0-0	0-2	0-1	0-3
Will Furrer										0-1		0-1
Shane Matthews											0-0	continued
Season Totals	8-8	10-6	15-1	14-2	11-4	12-4	6-10	11-5	11-5	5-11	7-9	

	1994	1995	1996	1997	1998	1999	2000	2001	2002	2003	2004	Total
Erik Kramer	1-4	9-7	1-3	4-9	3-5							18-28
Steve Walsh	8-3	0-0										8-3
Dave Krieg			6-6									6-6
Rick Mirer				0-3								0-3
Steve Stenstrom		0-0	0-0	0-0	1-6							1-6
Moses Moreno					0-1							0-1
Shane Matthews	0-0		0-0			3-4	3-2	2-1				8-7
Cade McNown						2-4	1-8					3-12
Jim Miller					0-0	1-2	1-1	11-2	2-6			15-11
Chris Chandler									2-5	3-3		5-8
Henry Burris									0-1			0-1
Kordell Stewart										2-5		2-5
Rex Grossman										2-1	1-2	continued
Jonathan Quinn											0-3	0-3
Craig Krenzel											3-2	3-2
Chad Hutchinson											1-4	1-4
Season Totals	9-7	9-7	7-9	4-12	4-12	6-10	5-11	13-3	4-12	7-9	5-11	

	2005	2006	2007	2008	2009	2010	2011	2012	2013	2014	2015	Total
Rex Grossman	1-0	13-3	2-5	0-1								19-12
Kyle Orton	10-5	0-0	2-1	9-6								21-12
Brian Griese		0-0	3-3									3-3
Jay Cutler					7-9	10-5	7-3	10-5	5-6	5-10	6-9	continued
Todd Collins						1-0						1-0
Caleb Hanie							0-4					0-4
Josh McCown							1-1		3-2			4-3
Jason Campbell								0-1				0-1
Jimmy Clausen										0-1	0-1	0-2
Season Totals	11-5	13-3	7-9	9-7	7-9	11-5	8-8	10-6	8-8	5-11	6-10	

	2016	2017	2018	2019	2020	2021	2022	2023	2024	2025	2026	Total
Jay Cutler	1-4											51-51
Brian Hoyer	1-4											1-4
Matt Barkley	1-5											1-5
Mike Glennon		1-3										1-3
Mitchell Trubisky		4-8	11-3	8-7								23-18
Chase Daniel			1-1	0-1								1-2
Season Totals	3-13	5-11	12-4	8-8								

FORMULA FOR QB RATING

Quarterback Rating uses five factors in determining a rating: attempts, completions, gross yardage, touchdowns and interceptions. A passer rating of 158.3 is considered perfect.

The following is the formula which works when entered into Microsoft Excel:

$$= \text{ROUND}(\frac{((\text{MAX}(\text{MIN}(2.375, ((\text{B1} * 100) / \text{A1}) - 30) * (0.05)), 0)) + (\text{MAX}(\text{MIN}(2.375, ((\text{D1} * 100) / \text{A1}) * (0.2)), 0)) + (\text{MAX}(\text{MIN}(2.375, (((\text{E1} * 100) / \text{A1}) - 9.5) * (-0.25)), 0)) + (\text{MAX}(\text{MIN}(2.375, ((\text{C1} / \text{A1}) - 3) * (0.25)), 0))) * 100) / 6, 1)$$

A1=ATTEMPTS; B1=COMPLETIONS; C1=GROSS YARDS; D1=TOUCHDOWNS; E1=INTERCEPTIONS

ANNUAL RECEIVING LEADERS

- RECEPTIONS -

Year	Player	Rec.	Yards	TD	Year	Player	Rec.	Yards	TD
2019	Robinson II, Allen	98	1,147	7	1968	Gordon, Dick	29	477	4
2018	Cohen, Tarik	71	725	5	1967	Gordon, Dick	31	534	5
2017	Wright, Kendall	59	614	1	1966	Sayers, Gale	34	447	2
2016	Meredith, Cameron	66	888	4	1965	Morris, Johnny	53	846	4
2015	Jeffery, Alshon	54	807	4	1964*	Morris, Johnny	93	1,200	10
2014**	Forté, Matt	102	808	4	1963	Ditka, Mike	59	794	8
2013	Marshall, Brandon	100	1,295	12	1962	Ditka, Mike	58	904	5
2012	Marshall, Brandon	118	1,508	11		Morris, Johnny	58	889	5
2011	Forté, Matt	52	490	1	1961	Ditka, Mike	56	1,076	12
2010	Forté, Matt	51	547	3	1960	Dewveall, Willard	43	804	5
	Knox, Johnny	51	960	5	1959	Dooley, Jim	41	580	3
2009	Olsen, Greg	60	612	8	1958	McColl, Bill	35	517	8
2008	Forté, Matt	63	477	4	1957	Dooley, Jim	37	530	1
2007	Berrian, Bernard	71	951	5	1956	Hill, Harlon	47	1,128	11
2006	Muhammad, Muhsin	60	863	5	1955	Hill, Harlon	42	789	9
2005	Muhammad, Muhsin	64	750	4	1954	Hill, Harlon	45	1,124	12
2004	Jones, Thomas	56	427	0	1953	Dooley, Jim	53	841	4
2003	Booker, Marty	52	715	4	1952	Schroeder, Gene	39	660	6
2002	Booker, Marty	97	1,189	6	1951	Hoffman, John	28	394	2
2001	Booker, Marty	100	1,071	8	1950	Keane, Jim	36	433	0
2000	Robinson, Marcus	55	738	5	1949	Keane, Jim	47	696	6
	Kennison, Eddie	55	549	2	1948	Keane, Jim	30	414	3
1999	Engram, Bobby	88	947	4	1947*	Keane, Jim	64	910	10
1998	Engram, Bobby	64	987	5	1946	Kavanaugh, Ken	18	337	5
1997	Proehl, Ricky	58	753	7	1945	Wilson, George	28	259	3
1996	Conway, Curtis	81	1,049	7	1944	Wilson, George	24	265	4
1995	Graham, Jeff	82	1,301	4	1943	Clark, Harry	23	535	7
1994	Graham, Jeff	68	944	4	1942	McLean, Ray	19	571	8
1993	Waddle, Tom	44	552	1	1941	Plasman, Dick	14	283	0
1992	Davis, Wendell	54	734	2	1940	Kavanaugh, Ken	12	276	3
1991	Davis, Wendell	61	945	6	1939	Plasman, Dick	19	403	3
1990	Muster, Brad	47	452	0	1938	Karr, Bill	14	253	4
1989	Anderson, Neal	50	434	4	1937	McDonald, Lester	11	179	4
1988	McKinnon, Dennis	45	704	3	1936	Hewitt, Bill	15	358	6
1987	Anderson, Neal	47	467	3	1935	Johnsos, Luke	19	298	4
1986	Gault, Willie	42	818	5	1934	Hewitt, Bill	10	151	5
1985	Payton, Walter	49	483	2	1933	Hewitt, Bill	16	273	2
1984	Payton, Walter	45	368	0	1932	Johnsos, Luke	24	321	2
1983	Payton, Walter	53	607	2					
1982	Suhey, Matt	36	333	0					
1981	Payton, Walter	41	379	2					
1980	Payton, Walter	46	367	1					
1979	Williams, Dave	42	354	5					
1978	Payton, Walter	50	480	0					
1977	Scott, James	50	809	3					
1976	Harper, Roland	29	291	1					
1975	Rather, Bo	39	685	2					
1974	Wade, Charlie	39	683	1					
1973	Garrett, Carl	23	292	0					
1972	Thomas, Earl	20	365	3					
1971	Farmer, George	46	737	5					
1970*	Gordon, Dick	71	1,026	13					
1969	Wallace, Bob	47	553	5					

*Led NFL

**Single-season record among RBs

ANNUAL RECEIVING LEADERS

— YARDS —

Year	Player	Yards	No	TD
2019	Robinson II, Allen	1,147	98	7
2018	Robinson II, Allen	754	55	4
2017	Wright, Kendall	614	59	1
2016	Meredith, Cameron	888	66	4
2015	Jeffery, Alshon	807	54	4
2014	Jeffery, Alshon	1,133	85	10
2013	Jeffery, Alshon	1,421	89	7
2012	Marshall, Brandon	1,508	118	11
2011	Knox, Johnny	727	37	2
2010	Knox, Johnny	960	51	5
2009	Hester, Devin	757	57	3
2008	Hester, Devin	665	51	3
2007	Berrian, Bernard	951	71	5
2006	Muhammad, Muhsin	863	60	5
2005	Muhammad, Muhsin	750	64	4
2004	Terrell, David	699	42	1
2003	Booker, Marty	715	52	4
2002	Booker, Marty	1,189	97	7
2001	Booker, Marty	1,071	100	8
2000	Robinson, Marcus	738	55	5
1999	Robinson, Marcus	1,400	84	9
1998	Ingram, Bobby	987	64	5
1997	Proehl, Ricky	753	58	7
1996	Conway, Curtis	1,049	81	7
1995	Graham, Jeff	1,301	82	4
1994	Graham, Jeff	944	68	4
1993	Waddle, Tom	552	44	1
1992	Davis, Wendell	734	54	2
1991	Davis, Wendell	945	61	6
1990	Davis, Wendell	572	39	3
1989	Morris, Ron	486	30	1
1988	McKinnon, Dennis	704	45	3
1987	Gault, Willie	705	35	7
1986	Gault, Willie	818	42	5
1985	Gault, Willie	704	33	1
1984	Gault, Willie	587	34	6
1983	Gault, Willie	836	40	8
1982	Moorehead, Emery	363	30	5
1981	Margerum, Ken	584	39	1
1980	Scott, James	696	36	3
1979	Baschnagel, Brian	452	30	2
1978	Scott, James	759	42	5
1977	Scott, James	809	50	3
1976	Scott, James	512	26	6
1975	Rather, Bo	685	39	2
1974	Wade, Charles	683	39	1
1973	Thomas, Earl	343	24	4
1972	Farmer, George	380	14	2
1971	Farmer, George	737	46	5
1970	Gordon, Dick	1,026	71	13
1969	Wallace, Bob	553	47	5
1968	Gordon, Dick	477	29	4
1967	Gordon, Dick	534	31	5
1966	Jones, Jimmie	504	28	5

Year	Player	Yards	No	TD
1965	Morris, Johnny	846	53	4
1964*	Morris, Johnny	1,200	93	10
1963	Ditka, Mike	794	59	8
1962	Ditka, Mike	904	58	5
1961	Ditka, Mike	1,076	56	12
1960	Devveall, Willard	804	43	5
1959	Dooley, Jim	580	41	3
1958	McColl, Bill	517	35	8
1957	Dooley, Jim	530	37	1
1956	Hill, Harlon	1,128	47	11
1955	Hill, Harlon	789	42	9
1954	Hill, Harlon	1,124	45	12
1953	Dooley, Jim	841	53	4
1952	Schroeder, Gene	660	39	6
1951	Schroeder, Gene	461	24	3
1950	Keane, Jim	433	36	0
1949	Keane, Jim	696	47	6
1948	Keane, Jim	414	30	3
1947	Keane, Jim	910	64	10
1946	McLean, Ray	348	17	2
1945	Kavanaugh, Ken	539	35	6
1944	McLean, Ray	414	19	5
1943	Clark, Harry	535	23	7
1942	McLean, Ray	571	19	8
1941	Kavanaugh, Ken	314	11	6
1940	Kavanaugh, Ken	276	12	3
1939	Plasman, Dick	403	19	3
1938	Karr, Bill	253	14	4
1937	Manske, Eggs	225	9	3
1936	Hewitt, Bill	358	15	6
1935	Johnsos, Luke	298	19	4
1934	Hewitt, Bill	151	10	5
1933	Hewitt, Bill	273	16	2
1932	Johnsos, Luke	321	24	2

*Led NFL

ANNUAL PUNT RETURN LEADERS

Year	Player	No	Yds	Avg	Year	Player	No	Yds	Avg
2019	Cohen, Tarik	33	302	9.2	1964	Arnett, Jon	19	188	9.9
2018	Cohen, Tarik	33	411	12.5	1963	Morris, Johnny	16	164	10.3
2017	Cohen, Tarik	29	272	9.4	1962	Morris, Johnny	20	208	10.4
2016	Royal, Eddie	19	166	8.7	1961	Morris, Johnny	23	155	6.7
2015	Mariani, Marc	29	192	6.6	1960	Morris, Johnny	13	75	5.8
2014	Holmes, Santonio	9	50	5.6	1959*	Morris, Johnny	14	171	12.2
2013	Hester, Devin	18	256	14.2	1958	Morris, Johnny	14	96	6.9
2012	Hester, Devin	40	331	8.3	1957	Drzewiecki, Ron	22	64	2.9
2011*	Hester, Devin	28	454	16.2	1956	Jeter, Perry	6	66	11.0
2010*	Hester, Devin	33	564	17.1		Smith, Ray	6	66	11.0
2009	Hester, Devin	24	187	7.8	1955	Drzewiecki, Ron	20	100	5.0
2008	Hester, Devin	32	198	6.2	1954	Stone, Billy	14	40	2.9
2007	Hester, Devin	42	651	15.5	1953	Macon, Ed	17	68	4.0
2006*	Hester, Devin	47	600	12.8	1952	White, Wilford	23	117	5.1
2005	Wade, Bobby	33	317	9.6	1951	White, Wilford	14	131	9.4
2004	McQuarters, R.W.	44	435	9.9	1950	McAfee, George	33	284	8.6
2003	McQuarters, R.W.	37	452	12.2	1949	McAfee, George	24	279	11.6
2002	Johnson, Leon	28	288	10.3	1948*	McAfee, George	30	417	13.9
2001	Johnson, Leon	28	255	9.1	1947	McAfee, George	18	261	14.5
2000	Milburn, Glyn	35	300	8.6	1946	Gallarneau, Hugh	10	99	9.9
1999	Milburn, Glyn	30	346	11.5	1945	Margarita, Bob	7	66	9.4
1998	Milburn, Glyn	25	291	11.6	1944	Grygo, Al	11	100	9.1
1997	Hughes, Tyrone	36	258	7.2	1943	Clark, Harry	10	158	15.8
1996	Engram, Bobby	31	282	9.1	1942	Gallarneau, Hugh	9	101	11.2
1995	Graham, Jeff	23	183	8.0	1941	McAfee, George	5	158	31.6
1994	Graham, Jeff	15	140	9.3					
1993	Obree, Terry	35	289	8.3					
1992	Woolford, Donnell	12	127	10.6					
1991	Bailey, Johnny	36	281	7.8					
1990	Bailey, Johnny	36	399	11.1					
1989	Green, Mark	16	141	8.8					
1988	McKinnon, Dennis	34	277	8.1					
1987	McKinnon, Dennis	40	405	10.1					
1986	Barnes, Lew	57	482	8.5					
1985	Taylor, Ken	25	198	7.9					
1984	Fisher, Jeff	58	492	8.5					
1983	McKinnon, Dennis	34	316	9.3					
1982	Fisher, Jeff	9	65	7.2					
1981	Fisher, Jeff	43	509	11.8					
1980	Walterscheid, Lenny	33	239	7.2					
1979	Schubert, Steve	25	238	9.5					
1978	Schubert, Steve	27	229	8.5					
1977	Schubert, Steve	31	291	9.4					
1976	Livers, Virgil	28	205	7.3					
1975	Livers, Virgil	42	456	10.9					
1974	Hill, Ike	33	183	5.5					
1973	Hill, Ike	36	204	5.7					
1972	Smith, Ron	26	163	6.3					
1971	Smith, Ron	26	194	7.5					
1970	Cole, Linzy	14	83	5.9					
1969	Lyle, Garry	12	78	6.5					
1968	Turner, Cecil	9	19	2.1					
1967	Gordon, Dick	12	82	6.8					
1966	Arnett, Jon	15	58	3.9					
1965	Sayers, Gale	16	238	14.9					

*Led NFL

ANNUAL KICKOFF RETURN LEADERS

Year	Player	No	Yds	Avg	Year	Player	No	Yds	Avg
2019	Patterson, Cordarrelle	28	825	29.5	1964	Martin, Billy	24	534	22.3
2018	Cunningham, Benny	15	173	21.6	1963	Bull, Ronnie	7	105	15.0
2017	Cohen, Tarik	26	583	22.4	1962	Martin, Billy	25	515	20.6
2016	Thompson, Deonte	35	804	23.0	1961	Bivins, Charles	25	669	26.7
2015	Mariani, Marc	16	418	26.1	1960	Galimore, Willie	12	292	24.3
2014	Williams, Chris	24	579	24.1	1959	Morris, Johnny	17	438	25.8
2013	Hester, Devin	52	1,436	27.6	1958	Morris, Johnny	16	399	24.9
2012	Hester, Devin	24	621	25.9	1957	Drzewiecki, Ron	13	315	24.2
2011	Hester, Devin	33	723	21.9	1956	Bingham, Don	17	444	26.1
2010	Manning, Danieal	33	816	24.7	1955	Drzewiecki, Ron	25	591	23.6
2009	Knox, Johnny	32	927	29.0	1954	Jagade, Chick	11	195	17.7
2008*	Manning, Danieal	36	1,070	29.7	1953	Macon, Ed	13	373	28.7
2007	Hester, Devin	43	934	21.7	1952	Macon, Ed	9	299	33.2
2006	Davis, Rashied	32	753	23.5	1951	Morrison, Fred	13	353	27.2
2005	Azumah, Jerry	32	705	22.0	1950	Hunsinger, Chuck	23	343	14.9
2004	Azumah, Jerry	42	924	22.0	1949	Dreyer, Fred	13	338	26.0
2003*	Azumah, Jerry	41	1,191	29.0	1948	Minini, Frank	12	370	30.8
2002	Merritt, Ahmad	45	1,029	22.9	1947	Minini, Frank	11	261	23.7
2001	Denson, Autry	23	534	23.2	1946	Osmanski, Bill	8	203	25.4
2000	Milburn, Glyn	63	1,468	23.3	1945	Margarita, Bob	10	155	15.5
1999	Milburn, Glyn	61	1,426	23.4	1944	Margarita, Bob	12	279	23.3
1998	Milburn, Glyn	62	1,550	25.0	1943	Clark, Harry	13	326	25.1
1997	Hughes, Tyrone	43	1,008	23.4	1942	Gallarneau, Hugh	6	151	25.2
1996	Jackson, Jack	27	619	22.9	1941	McAfee, George	7	223	31.9
1995	Lewis, Nate	42	904	21.5					
1994	Lewis, Nate	35	874	25.0					
1993	Conway, Curtis	21	450	21.4					
1992	Lewis, Darren	23	511	22.2					
1991	Bailey, Johnny	16	311	19.4					
1990	Bailey, Johnny	23	363	15.8					
1989	Gentry, Dennis	28	667	23.8					
1988	Gentry, Dennis	27	578	21.4					
1987	Gentry, Dennis	25	621	24.8					
1986*	Gentry, Dennis	20	576	28.8					
1985	Gault, Willie	22	577	26.2					
1984	Cameron, Jack	26	485	18.7					
1983	Gault, Willie	13	276	21.2					
1982	Watts, Rickey	14	330	23.6					
1981	Williams, Dave	23	486	21.1					
1980	Williams, Dave	27	666	24.7					
1979	Walterscheid, Lenny	19	427	22.5					
1978	Baschnagel, Brian	20	455	22.8					
1977	Baschnagel, Brian	23	557	24.2					
1976	Baschnagel, Brian	29	754	26.0					
1975*	Payton, Walter	14	444	31.7					
1974	Grandberry, Ken	22	568	25.8					
1973*	Garrett, Carl	16	486	30.4					
1972*	Smith, Ron	30	924	30.8					
1971	Smith, Ron	26	671	25.8					
1970	Turner, Cecil	23	752	32.7					
1969	Sayers, Gale	14	339	24.2					
1968	Turner, Cecil	20	363	18.2					
1967	Sayers, Gale	16	603	37.7					
1966*	Sayers, Gale	23	718	31.2					
1965	Sayers, Gale	21	660	31.4					

*Led NFL

ANNUAL INTERCEPTION LEADERS

Year	Player	No	Yards	Year	Player	No	Yards
2019	Fuller, Kyle	3	37		Ellis, Allan	2	4
2018	Fuller, Kyle	7	52	1974	Clemons, Craig	4	84
2017	Jackson, Eddie	2	82	1973	Lyle, Gary	5	62
	Callahan, Bryce	2	73	1972	Ford, Charlie	7	104
	Fuller, Kyle	2	0	1971	Ford, Charlie	5	46
2016	Porter, Tracy	2	28	1970	Buffone, Doug	4	33
	LeBlanc, Cre'Von	2	24	1969	Taylor, Joe	3	37
2015	Fuller, Kyle	2	24		Daniels, Dick	3	37
2014	Fuller, Kyle	4	81		Youngblood, George	3	22
	Mundy, Ryan	4	52	1968	McRae, Bennie	4	91
2013	Jennings, Tim	4	111	1967	McRae, Bennie	5	94
2012*	Jennings, Tim	9	105		Petitbon, Richie	5	93
2011	Moore, D.J.	4	31		Taylor, Roosevelt	5	19
2010	Tillman, Charles	5	127	1966	Petitbon, Richie	4	34
	Harris, Chris	5	69	1965	Butkus, Dick	5	84
2009	Bowman, Zackary	6	67	1964	Caroline, JC	2	84
2008	Payne, Kevin	4	147		Whitsell, Dave	2	57
2007	Urlacher, Brian	5	101		Taylor, Roosevelt	2	45
2006	Manning, Jr., Ricky	5	113		McRae, Bennie	2	44
	Tillman, Charles	5	32		George, Bill	2	28
2005	Vasher, Nathan	8	145	1963*	Taylor, Roosevelt	9	172
2004	Vasher, Nathan	5	177	1962	Petitbon, Richie	6	212
2003	Azumah, Jerry	4	44	1961	Whitsell, Dave	6	123
	Tillman, Charles	4	27	1960	Caroline, JC	3	31
2002	Brown, Mike	3	16	1959	Barnes, Erich	5	67
2001	Brown, Mike	5	81	1958	Sumner, Charles	6	67
2000	Parrish, Tony	3	81	1957	Johnson, Jack	4	36
1999	Hudson, Chris	3	28	1956	Caroline, JC	6	182
1998	Harris, Walt	4	41	1955	Sumner, Charles	7	162
1997	Harris, Walt	5	30	1954	Whitman, SJ	5	117
1996	Woolford, Donnell	6	37	1953	Kindt, Don	6	172
1995	Woolford, Donnell	4	21	1952	Dooley, Jim	5	30
1994	Woolford, Donnell	5	30	1951	Schroeder, Gene	5	62
1993	Carrier, Mark	4	94	1950	Davis, Harper	5	59
	Jones, Dante	4	52	1949	McAfee, George	6	76
1992	Woolford, Donnell	7	67	1948	Lujack, Johnny	8	131
1991	Stinson, Lemuel	4	69	1947	Mullins, Noah	6	113
1990*	Carrier, Mark	10	39	1946	Farris, Tom	4	43
1989	Stinson, Lemuel	4	59	1945	Margarita, Bob	6	79
1988	Jackson, Vestee	8	94	1944	Grygo, Al	4	79
1987	Duerson, Dave	3	0	1943	Clark, Harry	5	32
1986	Richardson, Mike	7	69	1942*	Turner, Clyde	8	96
1985	Frazier, Leslie	6	119	1941	McAfee, George	6	78
1984	Fencik, Gary	5	102	1940	Clark, Harry	4	62
1983	Frazier, Leslie	7	135		Famiglietti, Gary	4	18
1982	Schmidt, Terry	4	39		McAfee, George	4	50
1981	Fencik, Gary	6	121				
1980	Walterscheid, Lenny	4	84				
1979	Schmidt, Terry	6	44				
	Fencik, Gary	6	31				
1978	Fencik, Gary	4	77				
1977	Ellis, Allan	6	23				
1976	Brupbacher, Ross	7	49				
1975	Clemons, Craig	2	109				
	Plank, Doug	2	50				
	Livers, Virgil	2	40				

*Led NFL

ANNUAL PUNTING LEADERS

Year	Player	No	Avg	Year	Player	No	Avg
2019	O'Donnell, Pat	80	44.8	1965	Green, Bobby Joe	58	42.7
2018	O'Donnell, Pat	62	45.0	1964	Green, Bobby Joe	71	44.5
2017	O'Donnell, Pat	87	47.0	1963	Green, Bobby Joe	64	46.5
2016	O'Donnell, Pat	68	44.0	1962	Green, Bobby Joe	69	43.7
2015	O'Donnell, Pat	70	44.2	1961	Brown, Ed	59	42.2
2014	O'Donnell, Pat	71	43.8	1960	Brown, Ed	56	39.8
2013	Podlesh, Adam	68	40.6	1959	Brown, Ed	64	41.2
2012	Podlesh, Adam	81	42.0	1958	Brown, Ed	27	42.2
2011	Podlesh, Adam	89	43.9	1957	Brown, Ed	34	40.1
2010	Maynard, Brad	83	40.1	1956	Brown, Ed	42	39.1
2009	Maynard, Brad	77	41.4	1955	Brown, Ed	44	40.1
2008	Maynard, Brad	96	41.2	1954	Bratkowski, Zeke	39	41.0
2007	Maynard, Brad	88	41.8	1953	Morrison, Fred	65	42.6
2006	Maynard, Brad	77	44.2	1952	Morrison, Fred	64	42.3
2005	Maynard, Brad	96	41.0	1951	Morrison, Fred	57	39.0
2004	Maynard, Brad	108	42.9	1950*	Morrison, Fred	57	43.3
2003	Maynard, Brad	79	41.2	1949*	Gulyanics, George	29	47.2
2002	Maynard, Brad	87	42.3	1948	Gulyanics, George	55	44.2
2001	Maynard, Brad	87	42.6	1947*	Gulyanics, George	23	44.8
2000	Aguilar, Louie	52	38.8	1946	Luckman, Sid	33	37.4
1999	Sauerbrun, Todd	85	40.9	1945	Luckman, Sid	36	37.4
1998	Horan, Mike	64	41.3	1944	McEnulty, Doug	25	39.7
1997	Sauerbrun, Todd	95	43.5	1943	Luckman, Sid	34	35.9
1996	Sauerbrun, Todd	78	44.8	1942	Luckman, Sid	24	40.6
1995	Sauerbrun, Todd	55	37.8	1941	Luckman, Sid	13	41.1
1994	Gardocki, Chris	76	37.8	1940	Luckman, Sid	27	42.5
1993	Gardocki, Chris	80	38.5	1939	Luckman, Sid	27	43.3
1992	Gardocki, Chris	79	42.9				
1991	Buford, Maury	69	40.8				
1990	Buford, Maury	76	40.4				
1989	Buford, Maury	72	39.5				
1988	Wagner, Bryan	79	41.5				
1987	Wagner, Bryan	36	40.6				
1986	Buford, Maury	69	41.3				
1985	Buford, Maury	68	42.2				
1984	Finzer, Dave	83	40.1				
1983	Parsons, Bob	79	36.9				
1982	Parsons, Bob	58	41.3				
1981	Parsons, Bob	114	39.7				
1980	Parsons, Bob	79	40.6				
1979	Parsons, Bob	92	37.9				
1978	Parsons, Bob	96	37.0				
1977	Parsons, Bob	80	40.4				
1976	Parsons, Bob	99	37.6				
1975	Parsons, Bob	93	39.0				
1974	Parsons, Bob	90	37.8				
1973	Green, Bobby Joe	82	40.5				
1972	Green, Bobby Joe	67	41.2				
1971	Green, Bobby Joe	77	40.1				
1970	Green, Bobby Joe	83	40.9				
1969	Green, Bobby Joe	76	39.0				
1968	Green, Bobby Joe	27	42.3				
1967	Green, Bobby Joe	79	42.9				
1966	Green, Bobby Joe	80	41.9				

*Led NFL

ANNUAL SACKS LEADERS

Year	Player	No	Yards	Year	Player	No	Yards
2019	Mack, Khalil	8.5	80.5	1992	McMichael, Steve	10.5	66.5
2018	Mack, Khalil	12.5	78.0	1991	Dent, Richard	10.5	72.0
2017	Hicks, Akiem	8.5	57.0	1990	Dent, Richard	12.0	101.0
2016	Young, Willie	7.5	43.0	1989	Dent, Richard	9.0	64.0
2015	Houston, Lamarr	8.0	63.0	1988	McMichael, Steve	11.5	95.0
2014	Young, Willie	10.0	65.0	1987	Dent, Richard	12.5	94.0
2013	Peppers, Julius	7.5	47.0	1986	Dent, Richard	11.5	87.0
2012	Peppers, Julius	11.5	73.5	1985*	Dent, Richard	17.0	133.5
2011	Peppers, Julius	11.0	60.0	1984	Dent, Richard	17.5	140.5
2010	Idonije, Israel	8.0	66.5	1983	Hartenstine, Mike	12.0	91.5
	Peppers, Julius	8.0	54.0	1982^	Hampton, Dan	9.0	57.0
2009	Ogunleye, Adewale	6.5	51.5	1981	Page, Alan	9.0	84.0
2008	Brown, Alex	6.0	43.0		Hampton, Dan	9.0	77.0
2007	Ogunleye, Adewale	9.0	57.0	1980	Hampton, Dan	11.5	108.5
2006	Anderson, Mark	12.0	102.0	1979	Osborne, Jim	10.5	79.0
2005	Ogunleye, Adewale	10.0	55.0	1978	Page, Alan	11.5	94.0
2004	Brown, Alex	6.0	34.5	1977	Rydalch, Ron	9.5	81.0
2003	Brown, Alex	5.5	33.5	1976	Osborne, Jim	15.0	129.0
2002	Colvin, Rosevelt	10.5	71.0	1975	Chambers, Wally	14.0	105.0
2001	Colvin, Rosevelt	10.5	64.0	1974	Chambers, Wally	6.0	53.0
2000	Urlacher, Brian	8.0	49.0	1973	Osborne, Jim	10.0	92.0
1999	Simmons, Clyde	7.0	49.0	1972	Osborne, Jim	5.0	N/A
1998	Flanigan, Jim	8.5	55.0	1971	Holman, Willie	9.0	N/A
1997	Flanigan, Jim	6.0	51.0	1970	Holman, Willie	12.0	N/A
	Minter, Barry	6.0	35.0				
1996	Spellman, Alonzo	8.0	67.0				
1995	Flanigan, Jim	11.0	75.0				
1994	Armstrong, Trace	7.5	52.0				
1993	Dent, Richard	13.5	90.0				

*Led NFL | ^Became official NFL stat

DOUBLE-DIGIT SACKS

Since sacks became an official NFL statistic in 1982, the Bears have recorded 25 double-digit sack seasons by 12 different players.

DE Richard Dent, the Bears franchise record holder with 124.5 career sacks, also recorded the most double-digit sack seasons in franchise history with eight. Dent holds the single-season marks with 17.5 sacks in 1984 and also owns the top four single-season totals in team history.

CHICAGO BEARS DOUBLE-DIGIT SACK SEASONS

Player	Season	Sacks	Player	Season	Sacks	Player	Season	Sacks
1 Richard Dent	1984	17.5	Dan Hampton	1984	11.5	Otis Wilson	1985	10.5
2 Richard Dent	1985	17.0	Steve McMichael	1988	11.5	22 Trace Armstrong	1990	10.0
3 Khalil Mack	2018	12.5	Julius Peppers	2012	11.5	Dan Hampton	1986	10.0
Richard Dent	1987	12.5	14 Jim Flanigan	1995	11.0	Steve McMichael	1984	10.0
Richard Dent	1993	12.5	Julius Peppers	2011	11.0	Adewale Ogunleye	2005	10.0
6 Mark Anderson	2006	12.0	16 Rosevelt Colvin	2001	10.5			
Richard Dent	1990	12.0	Rosevelt Colvin	2002	10.5			
Mike Hartenstine	1983	12.0	Richard Dent	1991	10.5			
9 Trace Armstrong	1993	11.5	Richard Dent	1988	10.5			
Richard Dent	1986	11.5	Steve McMichael	1992	10.5			

Number of double-digit sack seasons: Richard Dent-8, (1984-88, '90-'91 & '93); Steve McMichael-3, (1984, '88 & '92); Trace Armstrong-2, (1990 & '93); Rosevelt Colvin-2, (2001 & '02); Dan Hampton-2, (1984 & '86); Julius Peppers-2, (2011 & '12); Mark Anderson-1, (2006); Jim Flanigan-1, (1995); Mike Hartenstine-1, (1983); Khalil Mack-1, (2018); Adewale Ogunleye-1, (2005); Otis Wilson-1, (1985).

No.	Date	Player, Opponent	W/L	Att-Yds
1.	11/20/77	Payton, vs. MIN	W	40-275
2.	10/2/11	Forté, vs. CAR	W	25-205
	10/30/77	Payton, at GB	W	23-205
	11/3/68	Sayers, at GB	W	24-205
5.	12/18/66	Sayers, vs. MIN	W	17-197
6.	11/3/85	Payton, at GB	W	28-192
	11/13/77	Payton, vs. KC	W	33-192
8.	12/16/56	Casares, vs. DET	W	17-190
9.	10/21/01	Thomas, at CIN	W	22-188
10.	9/14/80	Payton, vs. NO	W	18-183
	12/5/76	Payton, at SEA	W	27-183
12.	9/9/79	Payton, vs. MIN	W	23-182
13.	9/16/62	Galimore, at SF	W	22-181
14.	9/9/84	Payton, vs. DEN	W	20-179
	11/26/81	Payton, at DAL	L	38-179
16.	9/14/86	Payton, vs. PHI	W+	33-176
17.	12/9/84	Payton, vs. GB	L	35-175
18.	12/16/01	Thomas, vs. TB	W	31-173
19.	11/27/66	Sayers, vs. ATL	W	19-172
20.	10/15/17	Howard, at BAL	W+	36-167
21.	10/10/10	Forté, at CAR	W	22-166
22.	12/20/98	Allen, vs. BAL	W	22-163
	12/11/77	Payton, vs. GB	W	32-163
24.	10/29/78	Payton, vs. DET	L	23-162
25.	9/18/83	Payton, at NO	L+	28-161
26.	1/6/02	Thomas, vs. JAX	W	33-160
	9/18/77	Payton, vs. DET	W	23-160
28.	12/16/79	Payton, vs. STL	W	33-157
	10/16/78	Payton, at DEN	L	22-157
30.	9/30/84	Payton, vs. DAL	L	25-155
	10/7/79	Payton, at BUF	W	39-155
	10/28/34	Feathers, vs. GB	W	15-155
33.	10/7/84	Payton, vs. NO	W	32-154
34.	10/20/57	Galimore, vs. Rams	W	24-153
	10/31/16	Howard, vs. MIN	W	26-153
36.	9/19/04	Jones, at GB	W	23-152
37.	12/18/83	Payton, vs. GB	W	30-148
	9/19/76	Payton, at SF	W	28-148
39.	12/10/17	Howard, at CIN	W	23-147
40.	9/10/89	Anderson, vs. CIN	W	21-146
41.	10/23/11	Forté, at TB	W	25-145
	10/17/76	Payton, at Rams	L	27-145
43.	11/26/78	Harper, vs. TB	W	25-144
	10/29/44	Grygo, vs. CRams	W	13-144
45.	10/27/68	Sayers, vs. MIN	W	18-143
46.	10/15/67	Sayers, vs. DET	W	22-142
47.	9/13/15	Forté, vs. GB	L	24-141
	12/21/03	Thomas, vs. WAS	W	32-141
	10/7/90	Anderson, vs. GB	W	21-141
	10/10/76	Payton, at MIN	L	19-141
	10/2/39	Maniaci, at PIT	W	12-141
52.	9/24/17	Howard vs. PIT	W+	23-140
	10/2/77	Payton, vs. NO	L	19-140
	9/30/34	Feathers, at Reds	W	20-140
55.	11/23/08	Forté, at STL	W	21-139
	10/23/05	Jones, vs. BAL	W	25-139
	9/18/05	Jones, vs. DET	W	20-139

No.	Date	Player, Opponent	W/L	Att-Yds
	11/27/88	Anderson, vs. GB	W	17-139
	11/9/86	Payton, at TB	W	20-139
	10/7/56	Casares, at GB	W	24-139
61.	10/9/05	Jones, at CLE	L	24-137
	11/24/77	Payton, at DET	W	20-137
63.	10/27/19	Montgomery, vs. LAC	L	27-135
	1/1/17	Howard, at MIN	L	23-135
	10/9/55	Hoffman, vs. SF	L	18-135
66.	11/30/03	Forsey, vs. ARI	W	27-134
	12/17/95	Salaam, vs. TB	W	27-134
	9/16/79	Payton, at DAL	L	22-134
	12/21/75	Payton, at NO	W	25-134
70.	11/7/11	Forté, at PHI	W	24-133
	10/6/80	Payton, vs. TB	W	28-133
72.	11/17/85	Payton, at DAL	W	22-132
	10/13/85	Payton, at SF	W	24-132
	11/4/56	Casares, at Rams	W	25-132
	10/7/34	Feathers, at Brk	W	14-132
76.	11/13/83	Payton, vs. PHI	W	23-131
	12/10/67	Sayers, vs. MIN	T	20-131
78.	12/20/80	Payton, at TB	W	29-130
	12/7/80	Payton, vs. GB	W	22-130
80.	12/3/44	Margarita, at Card-Pitt	W	9-129
81.	12/15/13	Forté, at CLE	W	24-127
	10/28/01	Thomas, vs. SF	W	18-127
	11/12/78	Payton, at MIN	L	23-127
	12/17/72	Douglass, at OAK	L	14-127
85.	11/2/08	Forté, vs. DET	W	22-126
	11/20/94	Tillman, vs. DET	W	32-126
	10/10/77	Payton, vs. Rams	W	24-126
	11/30/69	Sayers, vs. CLE	L	20-126
89.	11/19/17	Howard, vs. DET	L	15-125
	11/4/13	Forté, at GB	W	24-125
	9/2/79	Payton, vs. GB	W	36-125
92.	11/6/66	Sayers, vs. DET	T	21-124
	10/21/56	Casares, vs. BAL	W	22-124
	11/26/33	Nagurski, vs. Port	W	18-124
95.	9/7/08	Forté, at IND	W	23-123
	10/5/03	Thomas, vs. OAK	W	22-123
	9/4/88	Anderson, vs. MIA	W	24-123
	11/27/80	Payton, at DET	W+	18-123
	10/1/78	Payton, vs. OAK	L+	27-123
100.	9/28/14	Forté, vs. GB	L	23-122
	11/26/00	Allen, at NYJ	L	25-122
	9/1/97	Harris, at GB	L	13-122
	11/24/96	Harris, vs. DET	W	27-122
	12/24/95	Salaam, vs. PHI	W	30-122
	12/19/88	Anderson, at MIN	L	22-122
	10/16/77	Payton, at MIN	L+	24-122
107.	12/25/11	Bell, at GB	L	23-121
	10/4/09	Forté, vs. DET	W	12-121
	11/19/06	Jones, at NYJ	W	23-121
	12/2/85	Payton, at MIA	L	23-121
	12/16/62	Marconi, vs. DET	W	13-121
	10/5/52	Dottley, at Chi	L	24-121
	9/17/50	Gulyanics, vs. Rams	W	26-121
114.	12/1/13	Forté, at MIN	L+	23-120

No.	Date	Player, Opponent	W/L	Att-Yds
	11/13/05	Peterson, vs. SF	W	24-120
	9/28/97	Harris, at DAL	L	29-120
	9/8/85	Payton, vs. TB	W	17-120
	12/17/67	Sayers, at ATL	W	19-120
119.	12/24/16	Howard, vs. WAS	L	18-119
	12/17/89	Anderson, vs. GB	L	12-119
	11/12/50	Hunsinger, vs. Yanks	W	14-119
	10/15/39	Osmanski, vs. Chi.	W	15-119
123.	10/9/16	Howard, at IND	L	16-118
	11/3/96	Harris, vs. TB	W	19-118
	10/27/85	Payton, vs. MIN	W	19-118
	12/5/65	Sayers, at BAL	W	16-118
127.	12/4/16	Howard, vs. SF	W	32-117
	11/16/14	Forté, vs. MIN	W	26-117
	11/28/10	Forté, vs. PHI	W	14-117
	9/20/87	Anderson, vs. TB	W	16-117
	11/25/84	Payton, at MIN	W	23-117
	10/15/72	Douglass, at CLE	W	11-117
	11/26/67	Sayers, vs. GB	L	18-117
	12/9/56	Casares, vs. Chi.	W	25-117
	11/18/51	Dottley, vs. GB	W	17-117
136.	10/10/11	Forté, at DET	L	22-116
	11/23/97	Harris, vs. TB	W	33-116
	9/24/89	Anderson, at DET	W	16-116
	9/23/84	Payton, at SEA	L	24-116
	11/2/69	Sayers, at MIN	L	20-116
	11/24/57	Casares, at DET	W	28-116
	11/4/45	Margarita, vs. GB	W	16-116
143.	12/8/96	Salaam, vs. STL	W	19-115
	12/9/79	Payton, at GB	W	25-115
	11/6/55	Watkins, vs. GB	W	14-115
	11/6/55	Casares, vs. GB	W	16-115
147.	10/26/14	Forté, at NE	L	19-114
	10/16/60	Morris, vs. SF	W	7-114
	10/21/34	Feathers, vs. Reds	W	7-114
150.	12/29/19	Montgomery, at MIN	W	23-113
	12/26/10	Forté, vs. NYJ	W	19-113
	11/12/06	Jones, at NYG	W	30-113
	9/7/86	Payton, vs. CLE	W	22-113
	11/4/79	Payton, vs. DET	W	22-113
	9/17/72	Harrison, vs. ATL	L	20-113
	12/12/65	Sayers, vs. SF	W	9-113
	11/28/65	Sayers, vs. NYG	W	13-113
	11/9/58	Casares, at GB	W	15-113
	11/2/58	Casares, at Rams	L	23-113
160.	11/10/96	Harris, at DEN	L	23-112
	10/21/85	Payton, vs. GB	W	25-112
	11/20/83	Suhey, at TB	W	19-112
	12/6/81	Payton, vs. MIN	W	33-112
	12/1/68	Piccolo, at NO	W	21-112
	11/9/69	Sayers, vs. PIT	W	28-112
	10/14/56	Casares, vs. SF	W	21-112
	10/21/51	Dottley, vs. SF	W	16-112
168.	10/2/16	Howard, vs. DET	W	23-111
	10/29/06	Jones, vs. SF	W	23-111
	11/2/03	Thomas, vs. SD	W	31-111
	9/22/02	Thomas, vs. NO	L	27-111

No.	Date	Player, Opponent	W/L	Att-Yds
	11/18/90	Anderson, at DEN	W+	28-111
	12/8/85	Payton, vs. IND	W	26-111
	11/4/84	Payton, vs. LA Raiders	W	27-111
	10/21/79	Payton, at MIN	L	23-111
	11/22/59	Casares, at DET	W	21-111
	11/12/39	Osmanski, at DET	W	18-111
178.	12/29/13	Forté, vs. GB	L	22-110
	10/8/06	Jones, vs. BUF	W	21-110
	11/7/04	Thomas, at TEN	W	28-110
	9/26/04	Jones, at MIN	L	22-110
	9/29/03	Thomas, vs. GB	L	13-110
	9/16/84	Payton, at GB	W	27-110
	11/28/76	Payton, at GB	W	27-110
	10/19/75	Adamle, at PIT	L	17-110
186.	12/30/18	Howard, at MIN	W	21-109
	12/31/06	Benson, vs. GB	L	13-109
	12/26/04	Jones, at DET	L	22-109
	10/22/95	Salaam, vs. HOU	W	29-109
	1/2/83	Payton, at TB	L+	26-109
	11/5/78	Payton, vs. SEA	L	18-109
	11/14/76	Payton, vs. GB	W	18-109
	10/26/69	Sayers, vs. Rams	L	15-109
194.	12/11/11	Barber, at DEN	L+	27-108
	1/2/05	Jones, vs. GB	L	26-108
	10/5/86	Payton, vs. MIN	W	26-108
	9/29/68	Sayers, at MIN	W	16-108
	11/11/56	Hoffman, vs. GB	W	18-108
	10/28/56	Jeter, at SF	W	16-108
200.	10/7/12	Forté, at JAX	W	22-107
	11/25/01	Allen, at MIN	W	27-107
	11/10/85	Payton, vs. DET	W	26-107
	10/25/81	Payton, vs. SD	W+	36-107
	11/9/80	Payton, vs. WAS	W	17-107
205.	9/25/05	Jones, vs. CIN	L	27-106
	10/27/97	Harris, at MIA	W	25-106
	9/8/96	Green, at WAS	L	20-106
	11/20/83	Payton, at TB	W	22-106
	10/9/66	Sayers, vs. BAL	W	18-106
210.	12/25/05	Jones, at GB	W	25-105
	10/8/95	Salaam, vs. CAR	W	28-105
	12/10/95	Salaam, at CIN	L	22-105
	9/25/88	Anderson, at GB	W	20-105
	11/15/81	Payton, at GB	L	22-105
	11/26/78	Payton, vs. TB	W	27-105
	11/16/75	Payton, at SF	L	23-105
	10/6/68	Sayers, at BAL	L	15-105
	9/15/68	Sayers, vs. WAS	L	15-105
	10/28/51	Dottley, at DET	W	17-105
	11/25/45	McAfee, vs. PIT	W	5-105
221.	9/26/93	Anderson, vs. TB	W	28-104
	12/26/82	Payton, at Rams	W	20-104
	10/3/76	Payton, vs. WAS	W	18-104
	11/18/56	Casares, vs. Rams	W	27-104
225.	12/30/12	Forté, at DET	W	24-103
	11/4/12	Forté, at TEN	W	12-103
	9/4/83	Payton, vs. ATL	L	20-103
	10/23/72	Harrison, vs. MIN	W	31-103

No.	Date	Player, Opponent	W/L	Att-Yds
229.	10/29/17	Howard, at NO	L	23-102
	12/9/13	Forté, vs. DAL	W	20-102
	12/23/07	Peterson, vs. GB	W	30-102
	11/10/85	Suhey, vs. DET	W	16-102
	11/24/85	Payton, vs. ATL	W	20-102
	10/9/83	Payton, vs. MIN	L	20-102
	10/12/80	Payton, at MIN	L	23-102
	12/7/58	Casares, vs. Chi	W	22-102
	10/22/39	Maniaci, at NYG	L	15-102
	238.	12/9/18	Howard, vs. LAR	W
1/3/10		Forté, at DET	W	23-101
9/16/07		Benson, vs. KC	W	24-101
10/12/97		Harris, vs. GB	L	27-101
11/17/91		Muste, at IND	W	15-101
9/9/90		Anderson, vs. SEA	W	20-101

No.	Date	Player, Opponent	W/L	Att-Yds
	12/11/83	Suhey, at MIN	W	17-101
	10/19/80	Payton, vs. DET	W	27-101
	9/3/78	Payton, vs. STL	W	26-101
	12/4/77	Payton, at TB	W	33-101
	10/21/74	Garrett, vs. GB	W	23-101
	11/29/42	Famiglietti, vs. CRams	W	12-101
	10/10/34	Feathers, at PIT	W	8-101
251.	11/13/16	Howard, at TB	L	15-100
	10/9/94	Tillman, vs. NO	W	23-100
	12/16/90	Anderson, at DET	L	22-100
	11/19/89	Anderson, vs. TB	L	15-100
	10/14/84	Payton, at STL	L	23-100
	11/4/73	Douglass, at GB	W	19-100
	11/20/49	Hoffman, at WAS	W	15-100
	+ Overtime game			

44 rushers in 257 games*

257 total 100-yard games
(four games -see below- have had multiple 100-yard rushers)

12 games have gone into overtime; two have ended in a tie (before OT was adopted).

TOTAL: 177-69-2 (.718)

At home: 110-27-2 (.799)
On the road: 67-42-0 (.615)

TWO 100-YARD RUSHERS:

- 11/6/55 vs. GB -- Casares, Watkins (W)
- 11/26/78 vs. TB -- Payton, Harper (W)
- 11/20/83 at TB -- Payton, Suhey (W)
- 11/10/85 vs. DET -- Payton, Suhey (W)

BY MONTH:*

September	27-16-0 (.628)
October	46-24-0 (.657)
November	59-14-1 (.804)
December	42-16-1 (.721)
January	2-3-0 (.400)

100-YARD PLAYOFF GAMES:

- 123 -- Jones, vs. NO, 1/21/07
- 119 -- McAfee, vs. GB, 12/14/41
- 112 -- Jones, vs. IND, 2/4/07
- 109 -- Osmanski, at WAS, 12/8/40
- 104 -- Payton, at WAS, 12/30/84
- 102 -- Anderson, vs. NO, 1/6/91

BY RUSHER:*

Adamle, Mike	0-1
Allen, James	2-1
Anderson, Neal	10-4
Barber, Marion	0-1
Bell, Kahlil	0-1
Benson, Cedric	1-1
Casares, Rick	12-1
Dottley, John	3-1
Douglass, Bobby	2-1
Famiglietti, Gary	1-0
Feathers, Beattie	5-0
Forsey, Brock	1-0
Forté, Matt	18-6
Galimore, Willie	2-0
Garrett, Carl	1-0
Green, Robert	0-1
Grygo, Al	1-0
Gulyanic, George	1-0
Harper, Roland	1-0
Harris, Raymond	4-4
Harrison, Jim	1-1
Hoffman, John	2-1
Howard, Jordan	8-6
Hunsinger, Chuck	1-0
Jeter, Perry	1-0
Jones, Thomas	8-5
Maniaci, Joe	1-1
Marconi, Joe	1-0
Margarita, Bob	2-0
McAfee, George	1-0
Montgomery, David	1-1
Morris, Johnny	1-0
Muster, Brad	1-0
Nagurski, Bronko	1-0
Osmanski, Bill	2-0
Payton, Walter	53-24
Peterson, Adrian	2-0
Piccolo, Brian	1-0
Salaam, Rashaan	5-1
Sayers, Gale	12-6-2
Suhey, Matt	3-0
Thomas, Anthony	8-2
Tillman, Lewis	2-0
Watkins, Bobby	1-0

BY TEAM:*

Arizona Cardinals	1-0
St. Louis Cardinals	2-1
Chicago Cardinals	1-0
Pittsburgh-Chi. Cards	3-1
Atlanta Falcons	3-2
Baltimore Ravens	3-0
Brooklyn Dodgers	1-0
Buffalo Bills	2-0
Carolina Panthers	3-0
Cincinnati Bengals	3-2
Cincinnati Reds	2-0
Cleveland Browns	3-2
Dallas Cowboys	2-4
Denver Broncos	2-3
Detroit Lions	22-5-1
Portsmouth Spartans	1-0
Green Bay Packers	28-13
Indianapolis Colts	3-1
Baltimore Colts	3-1
Jacksonville Jaguars	2-0
Kansas City Chiefs	2-0
Miami Dolphins	2-1
Minnesota Vikings	16-11-1
New England Patriot	0-1
New Orleans Saints	5-4
New York Giants	2-1
New York Jets	2-1
New York Yanks	1-0
Philadelphia Eagles	5-0
Pittsburgh Steelers	4-1
Pittsburgh Pirates	1-0
St. Louis Rams	2-0
Los Angeles Chargers	0-1
San Diego Chargers	2-0
Los Angeles Rams	7-3
Cleveland Rams	2-0
Las Vegas Raiders	0-0
Oakland Raiders	1-2
LA Raiders	1-0
San Francisco 49ers	12-2
Seattle Seahawks	2-2
Tampa Bay Buccaneers	14-3
Tennessee Titans	2-0
Houston Oilers	1-0
Washington Redskins	4-3

*Does not include post-season

No.	Date	Player, Opponent	W/L	Rec-Yds	No.	Date	Player, Opponent	W/L	Rec-Yds
1.	12/1/13	Jeffery, at MIN.....	L+	12-249	56.	10/7/12	Marshall, at JAX.....	W	12-144
2.	10/6/13	Jeffery, vs. NO.....	L	10-218		12/5/54	Dooley, at Chi.....	W	5-144
3.	10/31/54	Hill, at SF.....	W	7-214		10/10/54	Hill, vs. BAL.....	W	3-144
4.	11/18/62	J. Morris, at DAL.....	W	10-201		10/12/47	Kavanaugh, vs. PHI.....	W	2-144
5.	9/8/02	Booker, vs. MIN.....	W	8-198	60.	12/26/99	Engram, at STL.....	L	13-143
	10/21/56	Hill, vs. BAL.....	W	9-198	61.	10/11/98	Engram, at ARZ.....	L	5-142
7.	11/25/56	Hill, at NYG.....	T	7-195		10/10/77	Scott, vs. Rams.....	W	2-142
8.	10/23/49	Keane, at NYG.....	L	14-193		12/13/70	Farmer, vs. GB.....	W	9-142
9.	11/12/61	Ditka, vs. GB.....	L	9-190		10/28/56	Hill, at SF.....	W	7-142
10.	11/8/64	J. Morris, vs. BAL.....	L	10-183	65.	10/7/02	Booker, vs. GB.....	L	12-141
11.	11/19/67	Gordon, vs. STL.....	W	4-178		10/29/72	Farmer, at STL.....	W	5-141
12.	10/29/50	Kavanaugh, at NYG.....	L	8-177		10/13/46	McLean, vs. Rams.....	T	6-141
13.	10/19/81	M. Anderson, at DET.....	L	6-176	68.	11/28/19	Miller, at DET.....	W	9-140
14.	9/28/86	Gault, at CIN.....	W	7-174		12/6/98	Engram, at MIN.....	L	9-140
	12/11/49	Hoffman, vs. Chi.....	W	8-174		10/4/81	Margerum, at MIN.....	L	10-140
16.	12/15/63	J. Morris, at DET.....	W	8-171		10/19/80	Scott, vs. DET.....	W	3-140
17.	12/19/99	Robinson, vs. DET.....	W	11-170		9/26/54	Hill, at DET.....	L	4-140
18.	10/25/64	Ditka, at WAS.....	L	13-168	73.	11/10/13	Marshall, vs. DET.....	L	7-139
19.	12/2/12	Marshall, vs. SEA.....	L+	10-165		10/10/71	Gordon, vs. NO.....	W	8-139
	11/18/01	Booker, at TB.....	W	7-165	75.	10/1/12	Marshall, at DAL.....	W	7-138
21.	11/27/97	Proehl, at DET.....	L	4-164		11/18/45	Kavanaugh, vs. DET.....	L	6-138
	10/25/53	Dooley, at Rams.....	L	6-164	77.	10/22/95	Graham, vs. HOU.....	W	9-137
23.	11/20/60	Dewveall, vs. DET.....	W	6-163		12/11/49	Kavanaugh, vs. Chi.....	W	6-137
	11/21/99	Robinson, at SD.....	W	6-163	79.	12/12/14	Jeffery, at ATL.....	W	5-136
25.	12/14/47	Keane, vs. Chi.....	L	7-161		10/17/99	Robinson, vs. PHI.....	L	4-136
	10/31/99	Robinson, at WAS.....	L	9-161		10/23/94	Graham, at DET.....	L	7-136
27.	12/9/12	Marshall, at MIN.....	L	10-160		12/23/91	Davis, at SF.....	L	6-136
28.	11/15/70	Gordon, at GB.....	L	5-158	83.	12/24/16	Meredith, vs. WAS.....	L	9-135
29.	11/24/02	Booker, vs. DET.....	W	10-157		11/16/14	Jeffery, vs. MIN.....	W	11-135
	10/5/86	Ortego, vs. MIN.....	W	6-157		9/20/64	J. Morris, at MIN.....	W	10-135
	12/7/47	McAfee, vs. Rams.....	L	9-157	86.	9/28/14	Bennett, vs. GB.....	L	9-134
32.	12/2/18	Cohen, at NYG.....	L+	12-156		11/14/99	Booker, vs. MIN.....	L	7-134
33.	12/9/62	Ditka, vs. Rams.....	W	6-155	88.	11/11/18	Robinson II, vs. DET.....	W	6-133
34.	11/27/94	Graham, at ARZ.....	W+	8-154		11/16/87	Gault, at DEN.....	L	5-133
35.	11/9/15	Jeffery, at SD.....	W	10-151		9/19/85	McKinnon, at MIN.....	W	4-133
	9/12/10	Forté, vs. DET.....	W	7-151		11/18/62	Ditka, at DAL.....	W	7-133
	10/30/55	Hill, at Rams.....	W	8-151		10/17/54	Dooley, vs. SF.....	L	6-133
38.	12/28/09	Aromashodu, vs. MIN.....	W+	7-150	93.	11/9/97	Proehl, at MIN.....	L	9-132
	12/16/51	Schroeder, vs. Chi.....	L	4-150		10/14/62	Ditka, vs. SF.....	L	8-132
40.	10/15/61	Galimore, vs. BAL.....	W	7-149	95.	11/24/19	Robinson, vs. NYG.....	W	6-131
41.	11/14/99	Robinson, vs. MIN.....	L	7-148	96.	10/9/16	Meredith, at IND.....	L	9-130
	9/12/94	Conway, at PHI.....	L	7-148		9/25/83	Gault, at BAL.....	L+	5-130
	11/23/52	Stone, vs. DET.....	W	4-148		9/23/61	Ditka, at Rams.....	W	5-130
44.	10/18/15	Jeffery, at DET.....	L+	8-147	99.	12/4/83	Gault, at GB.....	L	4-129
	11/11/79	Watts, vs. Rams.....	W	6-147		10/1/50	Keane, at GB.....	L	8-129
	10/25/70	Farmer, vs. DET.....	L	6-147		11/2/47	Kavanaugh, at Bos.....	W	8-129
	12/15/68	Gordon, vs. GB.....	L	6-147	102.	12/19/71	Farmer, vs. MIN.....	L	7-128
	10/11/64	J. Morris, vs. Rams.....	W	11-147		11/25/62	Coia, at BAL.....	W	6-128
	10/11/59	Hill, vs. Rams.....	L	5-147	104.	10/16/49	Keane, vs. PHI.....	W	8-127
50.	9/19/85	Gault, at MIN.....	W	6-146	105.	10/21/18	Burton, vs. NE.....	L	9-126
	11/24/63	Ditka, at PIT.....	T	7-146		9/12/04	Terrell, vs. DET.....	L	5-126
	11/10/46	Kavanaugh, at Rams.....	W	6-146		10/1/00	Robinson, at GB.....	W	2-126
	11/12/44	McLean, vs. Bos.....	W	5-146		9/22/96	Conway, at DET.....	L	8-126
54.	11/27/11	Knox, at OAK.....	L	4-145		11/12/95	Conway, at GB.....	L	6-126
	9/24/95	Graham, at STL.....	L	6-145		12/7/80	Watts, vs. GB.....	W	4-126

No.	Date	Player, Opponent	W/L	Rec-Yds
	10/4/42	McLean, at CRams	W	5-126
112.	12/15/19	A. Robinson, at GB	L	7-125
	11/27/16	Wilson, vs. TEN	L	8-125
	12/17/06	Clark, vs. TB	W+	7-125
115.	9/21/08	Lloyd, vs. TB	L+	6-124
	9/22/63	Ditka, at MIN	W	8-124
	10/9/60	J. Morris, vs. Rams	W	3-124
118.	11/12/06	Muhammad, at NYG	W	7-123
	9/27/98	Ingram, vs. MIN	L	6-123
	12/7/75	Rather, vs. DET	W	4-123
	11/14/65	J. Morris, vs. STL	W	5-123
	11/19/61	J. Morris, at SF	L	4-123
	11/23/58	McColl, at DET	W	6-123
124.	11/11/18	Miller, vs. Detroit	W	5-122
	11/4/12	Marshall, at TEN	W	9-122
	10/14/62	J. Morris, vs. SF	L	4-122
	10/19/47	Keane, vs. DET	W	6-122
128.	9/30/18	Cohen, vs. TB	W	7-121
	11/21/99	Ingram, at SD	W	8-121
	11/18/56	Hill, vs. Rams	W	5-121
	11/11/56	Hill, vs. GB	W	4-121
132.	10/17/10	Knox, vs. SEA	L	5-120
	11/12/09	Forté, at SF	L	8-120
	12/22/96	Conway, at TB	L	9-120
	10/8/61	Ditka, at DET	W	5-120
136.	9/9/12	Marshall, vs. IND	W	9-119
	10/29/78	Payton, vs. DET	L	7-119
	12/20/70	Gordon, at NO	W	9-119
	12/13/53	Dooley, vs. Chi	L	8-119
140.	12/15/19	Miller, at GB	L	9-118
	9/24/06	Muhammad, at MIN	W	9-118
	11/16/97	Proehl, vs. NYJ	L	11-118
	11/29/42	Pool, vs. CRams	W	2-118
144.	11/24/13	Marshall, vs. STL	L	10-117
	9/18/11	Forté, at NO	L	10-117
	12/5/54	Hill, at Chi	W	6-117
	11/14/54	Hill, vs. CLE	L	3-117
	12/13/53	Hensley, vs. Chi	L	4-117
	10/23/38	Manske, vs. CRams	L	6-117
150.	11/1/15	Jeffery, vs. MIN	L	10-116
	10/3/04	Terrell, vs. PHI	L	9-116
	11/13/88	Gentry, at WAS	W	5-116
	11/9/86	Gault, at TB	W	4-116
	9/15/74	Wade, vs. DET	W	2-116
	9/25/65	J. Morris, at Rams	L	7-116
	10/17/54	Hill, vs. SF	L	4-116
157.	12/7/03	Booker, at GB	L	5-115
	12/30/01	Booker, at DET	W	9-115
	12/7/97	Conway, vs. BUF	W	7-115
	9/11/83	Payton, vs. TB	W	6-115
	9/26/71	Gordon, at MIN	W	10-115
	10/9/60	Dewveall, vs. Rams	W	6-115
	10/19/52	Schroeder, vs. SF	L	4-115
	11/20/49	Kavanaugh, at WAS	W	4-115
	12/5/37	McDonald, vs. Chi	W	6-115

No.	Date	Player, Opponent	W/L	Rec-Yds
166.	11/10/13	Jeffery, vs. DET	L	9-114
	10/7/01	M. Robinson, at ATL	W	9-114
	10/18/92	Waddle, vs. TB	W	3-114
	10/6/85	Moorehead, at TB	W	8-114
	10/13/74	Rather, at ATL	L	6-114
171.	10/16/16	Meredith, vs. JAX	L	11-113
	10/12/14	Marshall, at ATL	W	6-113
	9/15/13	Marshall, vs. MIN	W	7-113
	10/8/78	Scott, at GB	L	9-113
	10/2/77	Rather, vs. NO	L	6-113
	12/12/65	Jones, vs. SF	W	3-113
	11/13/55	Hill, vs. Rams	W	3-113
	10/3/43	Geyer, at DET	W	3-113
179.	11/9/14	Marshall, at GB	L	8-112
	9/29/74	Wade, at MIN	L	6-112
	12/2/62	J. Morris, vs. NYG	L	6-112
182.	10/2/16	Royal, vs. DET	W	7-111
	12/8/96	Timpson, vs. STL	W	6-111
	10/13/96	Conway, at NO	L	7-111
	11/5/95	Graham, vs. PIT	L	5-111
	10/22/95	Conway, vs. HOU	W	3-111
	11/3/57	Hill, at Rams	W	4-111
188.	10/14/18	Gabriel, at MIA	L+	5-110
	12/18/16	Thompson, vs. GB	L	8-110
	9/3/95	Conway, vs. MIN	W	5-110
	10/15/89	Gentry, vs. HOU	L	6-110
	10/13/63	Ditka, at Rams	W	9-110
	11/7/54	Hoffman, vs. GB	W	9-110
	10/24/54	McColl, at Rams	L	8-110
	11/19/39	Manske, vs. PHI	W	2-110
196.	11/15/15	Langford, at STL	W	7-109
	11/27/14	M. Bennett, at DET	L	8-109
	12/30/12	E. Bennett, at DET	W	5-109
	12/14/97	Conway, at STL	W	7-109
	11/19/95	Graham, vs. DET	L	5-109
	10/4/64	J. Morris, at SF	L	7-109
	11/28/54	Hill, vs. Rams	W	6-109
	11/29/42	McLean, vs. CRams	W	4-109
204.	10/1/06	Berrian, vs. SEA	W	3-108
	11/12/95	Graham, at GB	L	7-108
	12/6/69	Gordon, at SF	L	10-108
207.	12/10/17	Wright, at CIN	W	10-107
	12/13/15	Jeffery, vs. WAS	L	6-107
	11/15/15	Miller, at STL	W	5-107
	11/4/13	Marshall, at GB	W	7-107
	9/29/13	Jeffery, at DET	L	5-107
	11/11/12	Marshall, vs. HOU	L	8-107
	12/30/01	Bates, at DET	W	4-107
	9/3/95	Graham, vs. MIN	W	8-107
	9/28/81	Payton, vs. Rams	L	4-107
	11/24/77	Payton, at DET	W	4-107
	11/22/70	Gordon, vs. BUF	W	6-107
	11/15/64	J. Morris, at Rams	W	9-107
	10/20/63	J. Morris, at SF	L	6-107
	10/22/61	Ditka, vs. SF	W	4-107

No.	Date	Player, Opponent	W/L	Rec-Yds
	9/25/55	Hill, at BAL.....	L.....	5-107
222.	11/24/02	White, vs. DET.....	W.....	8-106
	10/4/98	Penn, vs. DET.....	W.....	6-106
	11/22/92	Davis, vs. GB.....	L.....	8-106
	10/6/91	R. Morris, vs. WAS.....	L.....	5-106
	12/19/88	McKinnon, at MIN.....	L.....	4-106
	11/27/80	Scott, at DET.....	W+.....	6-106
	12/5/76	Scott, at SEA.....	W.....	3-106
	9/27/64	Ditka, at BAL.....	L.....	6-106
	9/28/52	Schroeder, at GB.....	W.....	7-106
	9/22/40	Swisher, at GB.....	W.....	2-106
232.	9/11/16	Jeffery, at HOU.....	L.....	4-105
	10/5/14	Forté, at CAR.....	L.....	12-105
	9/22/14	Jeffery, at NYJ.....	W.....	8-105
	10/20/13	Jeffery, at WAS.....	L.....	4-105
	11/11/90	Davis, vs. ATL.....	W.....	5-105
	10/22/78	Scott, at TB.....	L.....	5-105
	12/3/67	Gordon, at SF.....	W.....	7-105
	10/8/61	Farrington, at DET.....	W.....	2-105
	11/29/59	Dewveall, at Chi.....	W.....	3-105
241.	9/30/18	Gabriel, vs. TB.....	W.....	7-104
	12/18/16	Meredith, vs. GB.....	L.....	9-104
	9/8/13	Marshall, vs. CIN.....	W.....	8-104
	12/5/10	E. Bennett, at DET.....	W.....	7-104
	11/26/06	Berrian, at NE.....	L.....	5-104
	9/21/80	Watts, vs. MIN.....	L.....	2-104
	10/21/79	Baschnagel, at MIN.....	L.....	4-104
	10/3/65	Sayers, at GB.....	L.....	5-104
	12/4/60	Coia, at GB.....	L.....	3-104
	11/25/45	Margarita, vs. PIT.....	W.....	6-104
251.	10/3/99	Conway, vs. NO.....	W.....	8-103
	9/18/83	Gault, at NO.....	L+.....	4-103

No.	Date	Player, Opponent	W/L	Rec-Yds
	12/16/79	Watts, vs. STL.....	W.....	6-103
	11/9/47	Kavanaugh, vs. GB.....	W.....	4-103
255.	9/5/19	Robinson, vs. GB.....	L.....	7-102
	11/22/15	Wilson, vs. DEN.....	L.....	4-102
	11/18/07	Berrian, at SEA.....	L.....	9-102
	9/10/06	Muhammad, at GB.....	W.....	6-102
	12/17/95	Graham, vs. TB.....	W.....	5-102
	9/23/91	Waddle, vs. NYJ.....	W+.....	8-102
	11/8/87	N. Anderson, at GB.....	W.....	5-102
	12/26/82	Payton, at Rams.....	W.....	5-102
	12/17/61	Ditka, vs. MIN.....	W.....	8-102
	10/27/57	Hill, at SF.....	L.....	5-102
	9/30/56	Hill, at BAL.....	L.....	4-102
	10/26/47	Keane, at WAS.....	W.....	9-102
267.	10/25/09	Hester, at CIN.....	L.....	8-101
	10/6/96	Conway, vs GB.....	L.....	9-101
	12/11/60	Dooley, at CLE.....	L.....	7-101
270.	12/9/13	Marshall, vs. DAL.....	W.....	6-100
	11/30/03	Gage, vs. ARI.....	W.....	4-100
	12/10/00	Kennison, vs. NE.....	W.....	8-100
	10/27/97	Conway, at MIA.....	W.....	6-100
	11/29/92	Waddle, at CLE.....	L.....	4-100
	12/6/69	Wallace, at SF.....	L.....	10-100
	11/26/64	J. Morris, at DET.....	W.....	7-100
	10/21/62	Ditka, vs. BAL.....	W.....	4-100
	11/24/40	Kavanaugh, vs. CRams...	W.....	3-100

+Overtime game

TOP INDIVIDUAL PRO BOWL SELECTIONS

Listed below are all Bears players who have earned at least two Pro Bowl selections. If there are two numbers listed, the first number is number of selections with Chicago, the second is overall Pro Bowl honors.

Name, Pos	Pro Bowls
Mike Singletary, LB	10
Walter Payton, RB	9
Doug Atkins, DE	8
Dick Butkus, LB	8
Bill George, LB	8
Brian Urlacher, LB	8
Lance Briggs, LB	7
Jay Hilgenberg, C	7
Stan Jones, G	7
Olin Kreutz, C	6
Rick Casares, RB	5
Mike Ditka, TE	5
Joe Fortunato, LB	5
Gale Sayers, RB	5
Neal Anderson, RB	4
George Connor, T/LB	4
Richard Dent, DE	4
Dave Duerson, S	4
Dan Hampton, DE/DT	4

Name, Pos	Pro Bowls
Richie Petitbon, DB	4
Ed Sprinkle, DE	4
Fred Williams, DT	4
Julius Peppers, DE	3 8
Dick Barwegan, G	3 4
Mark Carrier, S	3
Wally Chambers, DT	3
Tommie Harris, DT	3
Devin Hester, KR	3
Harlon Hill, WR	3
Kyle Long, G/T	3
Khalil Mack, LB	2 5
Brendon Ayanbadejo, ST	2 3
Wilber Marshall, LB	2 3
Kyle Fuller, CB	2
Eddie Jackson, S	2
Mark Bortz, G	2
Ray Bray, G	2
Ed Brown, QB	2

Name, Pos	Pro Bowls
Jim Covert, T	2
Gary Fencik, S	2
Matt Forté, RB	2
Dick Gordon, WR	2
Jack Hoffman, E	2
Johnny Lujack, QB	2
Brandon Marshall, WR	2 5
Steve McMichael, DT	2
Johnny Morris, FL	2
Charles Tillman, CB	2
Bulldog Turner, C/LB	2
Roosevelt Taylor, DB	2
Tim Jennings, CB	2
Ruben Brown, G	1 9
Erich Barnes, DB	1 6
Ted Washington, DT	1 4
Glyn Milburn, KR	1 2
Bill Wade, QB	1 2
Larry Whigham, S	1 2

82 receivers in 254 games*

279 total 100-yard games

(25 games -see below- have had multiple 100-yard receivers)

13 games have gone into overtime; three have ended in a tie (before OT was adopted).

TOTAL: 134-117-3 (.533)

At home: 73-49-1 (.593)

On the road: 61-68-2 (.473)

TWO 100-YARD RECEIVERS:

11/29/42 vs. CleVr -- McLean, Pool (W)
 12/11/49 vs. Chi -- Hoffman, Kavanaugh (W)
 12/13/53 vs. Chi -- Dooley, Hensley (L)
 10/17/54 vs. SF -- Dooley, Hill (L)
 12/5/54 at Chi -- Dooley, Hill (W)
 10/9/60 vs. Rams -- Dewveall, Morris (W)
 10/8/61 at DET -- Ditka, Farrington (W)
 10/14/62 vs. SF -- Ditka, Morris (L)
 11/18/62 at DAL -- Ditka, Morris (W)
 12/6/69 at SF -- Gordon, Wallace (L)
 9/19/85 at MIN -- Gault, McKinnon (W)
 9/3/95 vs. MIN -- Conway, Graham (W)
 10/22/95 vs. HOU -- Conway, Graham (W)
 11/12/95 at GB -- Conway, Graham (L)
 11/14/99 vs. MIN -- Booker, Robinson (L)
 11/21/99 at SD -- Ingram, Robinson (W)
 12/30/01 at DET -- Booker, Bates (W)
 11/24/02 vs. Det -- Booker, White (W)
 11/10/13 vs. DET -- Marshall, Jeffery (L)
 10/12/14 at ATL -- Marshall, Jeffery (W)
 11/15/15 at STL -- Langford, Miller (W)
 12/18/16 vs. GB -- Meredith, Thompson (L)
 9/30/18 vs. TB -- Gabriel, Cohen (W)
 11/11/18 vs. DET -- Miller, Robinson II (W)
 12/15/19 at GB -- Miller, Robinson (L)

100-YARD PLAYOFF GAMES:

143 - Robinson II vs. PHI, 1/6/19
 129 - Gault, vs. NE, 1/26/86
 122 - Magnani, vs. WAS, 12/26/43
 113 - Olsen, vs. SEA, 1/16/11
 108 - McKinnon, vs. PHI, 12/31/88
 108 - Jeff Graham vs. MIN, 1/11/95
 105 - Berrian, vs. SEA, 1/14/07
 104 - Waddle, vs. DAL, 12/29/91

BY RECEIVER:*

Anderson, Marcus, WR 0-1
 Anderson, Neal, RB 1-0
 Aromashodu, Devin, WR 1-0
 Baschnagel, Brian, WR 0-1
 Bates, D'Wayne, WR 1-0
 Bennett, Earl, WR 2-0

Bennett, Martellus, TE 0-2
 Berrian, Bernard, WR 1-2
 Booker, Marty, WR 4-3
 Burton, Trey, TE 0-1
 Clark, Desmond, TE 1-0
 Cohen, Tarik, RB 1-1
 Coia, Angelo, HB 1-1
 Conway, Curtis, WR 6-6
 Davis, Wendell, WR 1-2
 Dewveall, Willard, E 3-0
 Ditka, Mike, TE 9-4-1
 Dooley, Jim, E 1-4
 Ingram, Bobby, WR 1-4
 Farmer, George, WR 2-2
 Farrington, John, E 1-0
 Forté, Matt, RB 1-3
 Gabriel, Taylor, WR 1-1
 Gage, Justin, WR 1-0
 Galimore, Willie, HB 1-0
 Gault, Willie, WR 3-4
 Gentry, Dennis, WR 1-1
 Geyer, Bill, HB 1-0
 Gordon, Dick, WR 6-3
 Graham, Jeff, WR 4-5
 Hensley, Dick, E 0-1
 Hester, Devin, WR 0-1
 Hill, Harlon, E 11-7-1
 Hoffman, John, E 2-0
 Jeffery, Alshon, WR 4-9
 Jones, Jimmy, E 1-0
 Kavanaugh, Ken, E 7-2
 Keane, Jim, E 3-3
 Kennison, Eddie, WR 1-0
 Knox, Johnny, WR 0-2
 Langford, Jeremy, RB 1-0
 Lloyd, Brandon, WR 0-1
 Manske, Edgar "Eggs", E 1-1
 Margarita, Bob, HB 1-0
 Margerum, Ken, WR 0-1
 Marshall, Brandon, WR 9-6
 McAfee, George, HB 0-1
 McColl, Bill, E 1-1
 McDonald, Lester, E 1-0
 McKinnon, Dennis, WR 1-1
 McLean, Ray, HB 3-0-1
 Meredith, Cameron, WR 0-4
 Miller, Anthony, WR 2-1
 Miller, Zach, TE 1-0
 Moorehead, Emery, TE 1-0
 Morris, Johnny, WR 8-7
 Morris, Ron, WR 0-1
 Muhammad, Muhsin, WR 3-0
 Ortego, Keith, WR 1-0
 Payton, Walter, RB 3-2
 Penn, Chris, WR 1-0
 Pool, Hampton, E 1-0
 Proehl, Ricky, WR 0-3
 Rafter, Bo, WR 1-2
 Robinson II, Allen, WR 2-2

Robinson, Marcus, WR 4-3
 Royal, Eddie, WR 1-0
 Sayers, Gale, RB 0-1
 Schroeder, Gene, E 1-2
 Scott, James, WR 4-2
 Stone, Billy, HB 1-0
 Swisher, Bob, HB 1-0
 Terrell, David, WR 0-2
 Thompson, Deonte, WR 0-1
 Timpson, Michael, WR 1-0
 Waddle, Tom, WR 2-1
 Wade, Charles, WR 1-1
 Wallace, Bob, E 0-1
 Watts, Rickey, WR 3-1
 White, Dez, WR 1-0
 Wilson, Marquess, WR 0-2
 Wright, Kendall, WR 1-0

BY TEAM:*

Arizona Cardinals 2-1
 St. Louis Cardinals 4-0
 Chicago Cardinals 4-3
 Atlanta Falcons 3-1
 Baltimore Ravens NA
 Buffalo Bills 2-0
 Carolina Panthers 0-1
 Cincinnati Bengals 3-1
 Cleveland Browns 0-3
 Dallas Cowboys 3-0
 Denver Broncos 0-2
 Detroit Lions 23-14
 Green Bay Packers 11-19
 Houston Texans 0-2
 Indianapolis Colts 1-1
 Baltimore Colts 5-5
 Jacksonville Jaguars 1-1
 Kansas City Chiefs NA
 Boston Yanks 2-0
 Los Angeles Chargers NA
 San Diego Chargers 2-0
 Los Angeles Rams 15-6-1
 St. Louis Rams 3-3
 Cleveland Rams 3-1
 Miami Dolphins 1-1
 Minnesota Vikings 13-12
 New England Patriots 1-2
 New Orleans Saints 3-5
 New York Giants 2-4-1
 New York Jets 2-1
 Oakland Raiders 0-1
 Philadelphia Eagles 3-3
 Pittsburgh Steelers 1-1-1
 San Francisco 49ers 5-10
 Seattle Seahawks 2-3
 Tampa Bay Buccaneers 8-3
 Tennessee Titans 1-1
 Houston Oilers 1-1
 Washington Redskins 3-6

*Does not include post-season

No.	Date	Player, Opponent	W/L	Att-Cmp-Yds	No.	Date	Player, Opponent	W/L	Att-Cmp-Yds
1.	12/11/49	Lujack, vs. Chi	W	39-24-468	43.	10/21/18	Trubisky, vs. NE	L	50-26-333
2.	11/18/62	Wade, at DAL	W	46-28-466	9/9/12	Cutler, vs. IND	W	35-21-333	
3.	11/14/43	Luckman, at NYG	W	32-21-433	10/9/60	Brown, vs. Rams	W	21-13-333	
4.	11/14/99	Miller, vs. MIN	L+	48-34-422	46.	10/29/50	Lujack, at NYYanks	L	39-20-331
5.	10/9/16	Hoyer, at IND	L	43-33-397	47.	11/16/14	Cutler, vs. MIN	W	43-31-330
6.	10/12/14	Cutler, at ATL	W	38-26-381	10/8/61	Wade, at DET	W	25-13-330	
	10/14/07	Griese, vs. MIN	L	45-26-381	49.	11/25/62	Wade, at BAL	W	32-23-328
8.	9/12/10	Cutler, vs. DET	W	35-23-372	50.	12/24/16	Barkley, vs. WAS	L	40-24-323
	9/27/98	Kramer, vs. MIN	L	39-25-372	10/11/59	Brown, vs. Rams	L	29-14-323	
10.	11/8/09	Cutler, vs. ARZ	L	47-29-369	11/19/61	Wade, at SF	L	34-18-323	
11.	12/18/16	Barkley, vs. GB	L	43-30-362	53.	10/21/07	Griese, at PHI	W	41-27-322
12.	10/17/54	Blanda, vs. SF	L	47-21-359	54.	10/25/64	Wade, at WAS	L	57-33-321
13.	10/6/13	Cutler, vs. NO	L	33-24-358	55.	10/23/49	Lujack, at NYG	L	52-29-319
14.	11/4/01	Matthews, vs. CLE	W+	50-30-357	56.	11/12/95	Kramer, at GB	L	38-23-318
15.	11/21/99	Miller, at SD	W+	38-25-357	10/21/62	Wade, vs. BAL	W	26-13-318	
16.	10/14/62	Wade, vs. SF	L	34-18-356	58.	9/25/16	Hoyer, at DAL	L	49-30-317
17.	11/11/18	Trubisky, vs. DET	W	30-23-355	9/29/13	Cutler, at DET	L	47-27-317	
	12/1/13	McCown, at MIN	L+	36-23-355	9/24/95	Kramer, at STL	L	38-27-317	
	12/17/61	Wade, vs. MIN	W	34-23-355	61.	10/14/18	Trubisky, at MIA	L+	31-22-316
20.	9/30/18	Trubisky, vs. TB	W	26-19-354	11/27/16	Barkley, vs. TEN	L	54-28-316	
	11/16/97	Kramer, vs. NYJ	L	60-32-354	12/7/80	Evans, vs. GB	W	22-18-316	
22.	10/18/15	Cutler, at DET+	L	41-26-353	64.	12/13/15	Cutler, vs. WAS	L	31-19-315
	10/7/02	Miller, vs. GB	L	49-27-353	65.	12/16/17	Trubisky, at DET	L	46-31-314
24.	11/24/13	McCown, at STL	L	47-36-352	10/12/47	Luckman, vs. PHI	W	25-14-314	
25.	9/7/14	Cutler, vs. BUF	L+	49-34-349	67.	9/11/11	Cutler, vs. ATL	W	32-22-312
	10/22/95	Kramer, vs. HOU	W	41-24-349	68.	11/16/87	McMahon, at DEN	L	34-21-311
27.	12/9/13	McCown, vs. DAL	W	36-27-348	69.	10/23/94	Kramer, at DET	L	48-29-309
28.	12/12/65	Bukich, vs. SF	W	32-16-347	70.	11/12/09	Cutler, at SF	L	52-29-307
29.	11/9/15	Cutler, at SD	W	40-27-345	10/4/81	Evans, at MIN	L	43-26-307	
30.	10/27/97	Kramer, at MIA	W+	50-32-343	72.	12/13/53	Blanda, vs. Chi	L	37-20-306
31.	10/19/47	Luckman, vs. DET	W	26-18-342	73.	10/18/92	Harbaugh, vs. TB	W	26-13-304
32.	12/4/14	Cutler, vs. DAL	L	46-32-341	74.	12/6/98	Stenstrom, at MIN	L	42-25-303
	9/20/64	Wade, at MIN	W	31-23-341	9/23/91	Harbaugh, vs. NYJ	W+	42-28-303	
34.	12/17/06	Grossman, vs. TB	W+	44-29-339	76.	10/2/16	Hoyer, vs. DET	W	36-28-302
35.	11/28/19	Trubisky, at DET	W	29-38-338	10/16/16	Hoyer, vs. JAX	L	49-30-302	
	10/24/54	Blanda, at Rams	L	46-28-338	9/25/11	Cutler, vs. GB	L	37-21-302	
	12/13/70	Concannon, vs. GB	W	34-21-338	9/24/89	Tomczak, at DET	W	25-15-302	
38.	11/19/67	Concannon, vs. STL	W	24-11-336	80.	9/17/17	Glennon, at TB	L	45-31-301
	10/16/83	Evans, at DET	L	45-28-336	12/6/69	Carter, at SF	L	49-31-301	
40.	12/15/19	Trubisky, at GB	L	29-53-334	12/19/99	McNown, vs. DET	W	36-27-301	
	10/5/08	Orton, at DET	W	34-24-334	83.	10/18/09	Cutler, at ATL	L	43-27-300
	10/25/53	Blanda, at Rams	L	47-23-334					

+ Overtime game

300-YARD BREAKDOWN

MOST GAMES WITH 300+ PASSING YARDS

Bears Regular Season History

Player	Seasons	Total Gms	Games w/ 300+ Pass Yards (Team Record)
1. Jay Cutler	2009-15	97	16 (6-10)
2. Bill Wade	1961-66	59	9 (6-3)
3. Mitchell Trubisky	2017-19	41	7 (3-4)
Erik Kramer	1994-98	49	7 (2-5)
5. George Blanda	1949-58	116	4 (0-4)
6. Josh McCown	2011-13	11	3 (1-2)
Vince Evans	1977-83	56	3 (1-2)
Sid Luckman	1939-50	128	3 (3-0)
Johnny Lujack	1948-51	45	3 (1-2)
Jim Miller	1999-2002	33	3 (1-2)

83 300-yard passing games

9 games have gone into OT. One has occurred in the playoffs.

REG. SEASON TOTAL: 37-46 (.446)

At home: 24-20 (.545)

On the road: 13-26 (.333)

BY DECADE:

1940-49	4-1	(.800)
1950-59	0-6	(.000)
1960-69	9-4	(.692)
1970-79	1-0	(1.000)
1980-89	2-3	(.400)
1990-99	6-7	(.462)
2000-09	4-5	(.444)
2010-19	11-20	(.355)

BY MONTH:

September	7-7	(.500)
October	12-20	(.375)
November	10-9	(.526)
December	8-10	(.444)

32 games have been at Soldier Field (1970):

Concannon, 12/13/70 vs. GB (W)
Evans, 12/7/80 vs. GB (W)
Harbaugh, 9/23/91 vs. NYJ (W)
Harbaugh, 10/18/92 vs. TB (W)
Kramer, 10/22/95 vs. HOU (W)
Kramer, 11/16/97 vs. NYJ (L)
Kramer, 9/27/98 vs. MIN (L)
Miller, 11/14/99 vs. MIN (L)
Miller, 10/7/02 vs. GB (L)
McNown, 12/19/99 vs. DET (W)
Matthews, 11/4/01 vs. CLE (W)
Grossman, 12/17/06 vs. TB (W)
Griese, 10/14/07 vs. MIN (L)
Cutler, 11/8/09 vs. ARZ (L)

Cutler, 9/12/10 vs. DET (W)
Cutler, 9/11/11 vs. ATL (W)
Cutler, 9/25/11 vs. GB (L)
Cutler, 9/9/12 vs. IND (W)
Cutler, 10/6/13 vs. NO (L)
McCown, 12/9/13 vs. DAL (W)
Cutler, 9/7/14 vs. BUF (L)
Cutler, 11/16/14 vs. MIN (W)
Cutler, 12/4/14 vs. DAL (W)
Cutler, 12/13/15 vs. WAS (L)
Hoyer, 10/2/16 vs. DET (W)
Hoyer, 10/16/16 vs. JAX (L)
Barkley, 11/27/16 vs. TEN (L)
Barkley, 12/18/16 vs. GB (L)
Barkley, 12/24/16 vs. WAS (L)
Trubisky, 9/30/18 vs. DET (W)
Trubisky, 10/21/18 vs. NE (L)
Trubisky, 11/11/18 vs. DET (W)

BY QUARTERBACK:

Barkley, Matt	0-3
Blanda, George	0-4
Brown, Ed	1-1
Bukich, Rudy	1-0
Carter, Virgil	0-1
Cutler, Jay	6-10
Concannon, Jack	2-0
Evans, Vince	1-2
Glennon, Mike	0-1
Griese, Brian	1-1
Grossman, Rex	1-0
Harbaugh, Jim	2-0
Hoyer, Brian	1-3
Kramer, Erik	2-5
Luckman, Sid	3-0
Lujack, Johnny	1-2
Matthews, Shane	1-0
McCown, Josh	1-2
McMahon, Jim	0-1
McNown, Cade	1-0

Miller, Jim	1-2
Orton, Kyle	1-0
Stenstrom, Steve	0-1
Tomczak, Mike	1-0
Trubisky, Mitchell	3-4
Wade, Bill	6-3

BY TEAM:

Arizona Cardinals	0-1
St. Louis Cardinals	1-0
Chicago Cardinals	1-1
Atlanta Falcons	2-1
Baltimore Colts	2-0
Buffalo Bills	0-1
Cleveland Browns	1-0
Dallas Cowboys	2-2
Denver Broncos	0-1
Detroit Lions	9-5
Green Bay Packers	2-5
Houston Oilers	1-0
Indianapolis Colts	1-1
Jacksonville Jaguars	0-1
Miami Dolphins	1-1
Minnesota Vikings	3-6
New England	0-1
New Orleans Saints	0-1
New York Giants	1-1
New York Jets	1-1
New York Yanks	0-1
Philadelphia Eagles	2-0
San Diego Chargers	2-0
San Francisco 49ers	1-5
Los Angeles Rams	1-3
St. Louis Rams	0-2
Tampa Bay Buccaneers	3-1
Tennessee Titans	0-1
Washington Redskins	0-3

*Does not include post-season

Yr.	No.	Name (pos)	College
2020	19	(To Oakland for LB Khalil Mack)	
2019	24	(To Oakland for LB Khalil Mack)	
2018	8	Roquan Smith (LB)	Georgia
2017	2	Mitchell Trubisky (QB) (from SF for No. 3 pick, 3rd & 4th round selections, & 2018 3rd round selection)	North Carolina
2016	9	Leonard Floyd (LB)	Georgia
2015	7	Kevin White (WR)	West Virginia
2014	14	Kyle Fuller (CB)	Virginia Tech
2013	20	Kyle Long (G)	Oregon
2012	19	Shea McClellin (DE)	Boise State
2011	29	Gabe Carimi (T)	Wisconsin
2010	11	(To Denver for QB Jay Cutler)	
2009	18	(To Denver for QB Jay Cutler & 5th round pick)	
2008	14	Chris Williams (T)	Vanderbilt
2007	31	Greg Olsen (TE)	Miami (FL)
2006	26	(To Buffalo for 2nd & 3rd round selections)	
2005	4	Cedric Benson (RB)	Texas
2004	14	Tommie Harris (DT)	Oklahoma
2003a	14	Michael Haynes (DE) (from New England through Buffalo)	Penn State
2003b	22	Rex Grossman (QB) (from NY Jets)	Florida
2002	29	Marc Colombo (OT)	Boston College
2001	8	David Terrell (WR)	Michigan
2000	9	Brian Urlacher (LB)	New Mexico
1999	12	Cade McNown (QB)	UCLA
1998	5	Curtis Enis (RB)	Penn State
1997	11	(To Seattle for QB Rick Mirer & 4th round pick)	
1996	13	Walt Harris (CB)	Miss. St.
1995	21	Rashaan Salaam (RB)	Colorado
1994	11	John Thiery (DE)	Alcorn St.
1993	7	Curtis Conway (WR)	USC
1992	22	Alonzo Spellman (DT)	Ohio State
1991	22	Stan Thomas (T)	Texas
1990	6	Mark Carrier (S)	USC
1989a	11	Donnell Woolford (CB) (from LA Raiders for WR Willie Gault)	Clemson
1989b	12	Trace Armstrong (DE) (from Wash. for LB Wilber Marshall)	Florida
1989c	25	(To Miami for 2nd and 3rd rd picks)	
1988a	23	Brad Muster (FB)	Stanford
1988b	27	Wendell Davis (WR) (from Wash. for LB Wilber Marshall)	LSU
1987	26	Jim Harbaugh (QB)	Michigan
1986	27	Neal Anderson (RB)	Florida
1985	22	William Perry (DT)	Clemson
1984	11	Wilber Marshall (LB)	Florida
1983a	6	Jim Covert (T)	Pittsburgh
1983b	18	Willie Gault (WR) (from Tampa Bay for 1982 2nd rd pick)	Tennessee
1982	5	Jim McMahon (QB)	BYU
1981	11	Keith Van Horne (T)	USC
1980	19	Otis Wilson (LB)	Louisville
1979a	4	Dan Hampton (DT) (from Tampa Bay for DT Wally Chambers)	Arkansas
1979b	9	Al Harris (DE)	Arizona State
1978	20	(To Cleveland for QB Mike Phipps)	
1977	15	Ted Albrecht (T)	California
1976	8	Dennis Lick (T) (from Det. for 1st and 3rd rd picks)	Wisconsin
1975	4	Walter Payton (RB)	Jackson State
1974a	4	Waymond Bryant (LB)	Tennessee St.
1974b	20	Dave Gallagher (DE) (from LA Rams for WR Dick Gordon)	Michigan

Yr.	No.	Name (pos)	College
1973	8	Wally Chambers (DT)	E. Kentucky
1972a	3	Lionel Antoine (T) (from NY Giants for Hyland and McRae)	S. Illinois
1972b	12	Craig Clemons (S)	Iowa
1971	11	Joe Moore (RB)	Missouri
1970	2	(To GB for Caffey, Pitts, and Hyland)	
1969	14	Rufus Mayes (T)	Ohio State
1968	17	Mike Hull (RB)	USC
1967	10	Lloyd Phillips (DE)	Arkansas
1966	12	George Rice (DT)	LSU
1965a	3	Dick Butkus (LB) (from Pit. for '64 2nd and 4th rd picks)	Illinois
1965b	4	Gale Sayers (RB)	Kansas
1965c	6	Steve DeLong (DE) (from WAS for HB Coia and T Williams)	Tennessee
1964	14	Dick Evey (DT)	Tennessee
1963a	10	(To LA Rams for RB Joe Marconi)	
1963b	11	Dave Behrman (C) (from Pit. for QB Ed Brown)	Michigan State
1962	7	Ronnie Bull (RB)	Baylor
1961	5	Mike Ditka (TE)	Pittsburgh
1960	7	Roger Davis (G)	Syracuse
1959	7	Don Clark (HB)	Ohio State
1958	7	Chuck Howley (LB/G)	West Virginia
1957	13	Earl Leggett (DT)	LSU
1956	10	Menan "Tex" Schriever (E)	Texas
1955	11	Ron Drzewiecki (HB)	Marquette
1954	6	Stan Wallace (HB)	Illinois
1953	6	Billy Anderson (HB)	Compton JC
1952	8	Jim Dooley (FL/HB)	Miami (FL)
1951a	2	Bob Williams (QB) (from New York Yanks)	Notre Dame
1951b	10	Billy Stone (HB) (from disbanded Colts)	Bradley
1951c	16	Gene Schroeder (E)	Virginia
1950a	3	Chuck Hunsinger (HB)	Florida
1950b	10	Fred Morrison (FB)	Ohio State
1949	10	Dick Harris (C)	Texas
1948a	7	Bobby Layne (QB) (from Det. through Pit. for HB Ray Evans)	Texas
1948b	13	Max Baumgardner (E)	Texas
1947a	1	Bob Fenimore (HB) (Bonus choice)	Oklahoma A&M
1947b	11	Don Kindt (HB)	Wisconsin
1946	4	Johnny Lujack (QB)	Notre Dame
1945	7	Don Lund (HB)	Michigan
1944	8	Ray Evans (HB)	Kansas
1943	9	Bob Steuber (HB)	Missouri
1942	10	Frankie Albert (QB)	Stanford
1941a	1	Tom Harmon (HB) (from Phil. for C John Schiechl)	Michigan
1941b	3	Norm Standlee (FB) (from Pit. for QB Billy Patterson)	Stanford
1941c	9	Don Scott (HB)	Ohio State
1940	7	Clyde Turner (C/LB)	Hardin-Simmons
1939a	2	Sid Luckman (QB)	Columbia
1939b	6	Bill Osmanski (FB) (from Pit. for E Edgar "Eggs" Manske)	Holy Cross
1938	10	Joe Gray (HB)	Oregon State
1937	8	Les McDonald (E)	Nebraska
1936	6	Joe Stydahar (T)	West Virginia

FEELING THE DRAFT

The following list shows the schools from where the most Bears players have been drafted since 1936. Not listed are the schools which have contributed one all-time Bears draftee.

Notre Dame	42	Kansas State	9	Army West Point	4	Drake	2
Ohio State	30	North Carolina	9	Colgate	4	Furman	2
Texas	27	Pacific	9	Delaware	4	Gonzaga	2
Oklahoma	26	Texas Tech	9	George Washington ...	4	Harvard	2
Stanford	24	Tulane	9	Georgetown	4	Howard Payne	2
Northwestern	21	Vanderbilt	9	Idaho	4	Indiana State	2
Miami (FL)	21	West Virginia	9	Jackson State	4	Louisiana-Monroe	2
Arkansas	20	Colorado	8	Kansas	4	McNeese State	2
Florida	20	Georgia Tech	8	New Mexico	4	Memphis	2
Georgia	19	Houston	8	Prairie View A&M	4	Miami (OH)	2
Illinois	19	Iowa State	8	San Francisco	4	MWestern State	2
Michigan	19	Oregon	8	Virginia	4	New Hampshire	2
Baylor	18	Penn State	8	Virginia Military	4	North Carolina A&T.....	2
Purdue	18	Willanov & Mary	8	Virginia Tech	4	North Carolina Central ..	2
Tennessee	18	Auburn	7	Boise State	3	North Dakota	2
Wake Forest	18	Florida A&M	7	Boston University	3	Northwest State (LA) ..	2
Wisconsin	18	Florida State	7	Bradley	3	Princeton	2
LSU	17	Grambling	7	Cal St.-LA	3	South Carolina State ..	2
Maryland	17	Indiana	7	Compton J.C.	3	Southern Illinois	2
USC	17	Marquette	7	Denver	3	Southwest Louisiana ..	2
TCU	17	Memphis	7	East Texas State	3	Texas Southern	2
California	16	South Carolina	7	Eastern Illinois	3	Texas-Arlington	2
Michigan State	16	Syracuse	7	Holy Cross	3	Trinity (TX)	2
Minnesota	16	Utah State	7	Middle Tenn. St.	3	Weber State	2
Nebraska	16	Fresno State	6	Montana	3	Western Michigan	2
UCLA	16	Mississippi State	6	North Alabama	3	Xavier (OH)	2
Washington	15	North Carolina State ..	6	Northern Illinois	3		
Iowa	14	North Texas State	6	San Diego State	3		
Kentucky	13	Pennsylvania	6	Shurtleff	3		
Texas A&M	13	Tulsa	6	South Dakota State ...	3		
Clemson	12	Utah	6	Southern	3		
Duke	12	Abilene Christian	5	Southern Mississippi ..	3		
Missouri	12	Cincinnati	5	Sul Ross	3		
Pittsburgh	12	Hardin-Simmons	5	Texas A&I	3		
SMU	12	Louisiana Tech	5	Texas-El Paso	3		
Alabama	11	Louisville	5	Trinity (CT)	3		
Arizona State	11	Sam Houston State	5	West Texas State	3		
Mississippi	11	San Jose State	5	Arkansas State	2		
Oklahoma State	11	Santa Clara	5	Brown	2		
Oregon State	11	Temple	5	Cal Poly-SLO	2		
Arizona	10	Tennessee State	5	Capital	2		
Rice	10	Washington State	5	Case W Reserve	2		
Boston College	9	Yale	5	Central Michigan	2		
BYU	9			Colorado State	2		

MOST DRAFTEES BY SCHOOL

Year	Rd	Last Player Selected	Pos	College	Number of Players Selected
2020	2	Kmet, Cole	TE	Notre Dame	42
2009	5	Freeman, Marcus	LB	Ohio State	30
2009	4	Melton, Henry	DE	Texas	27
2009	3	Iglesias, Juaquin	WR	Oklahoma	26
2007	3	Okwo, Michael	LB	Stanford	24
2016	4	Bush, Deon	DB	Miami (FL)	21
2010	4	Wootton, Corey	DE	Northwestern	21
2008	7	Monk, Marcus	WR	Arkansas	20
2016	3	Bullard, Jonathan	DL	Florida	20

BEARS YEAR-BY-YEAR DRAFT PICKS

1936 (Feb 8)

1. Stydahar, Joe, T, West Virginia
2. Michaels, Eddie, G, Villanova
3. Roscoe, George, B, Minnesota
4. Allman, Bob, E, Michigan State
5. Oech, Vern, T, Minnesota
6. Christofferson, Ted, B, Wash. St.
7. Smith, Dick, T, Minnesota
8. Sylvester, John, E, Rice
9. Fortmann, Dan, G, Colgate

1937 (Dec. 12, 1936)

1. McDonald, Les, E, Nebraska
2. Stewart, Marv, C, LSU
3. Plasman, Dick, E, Vanderbilt
4. Hammond, Henry, E, SW (KS)
5. Conkright, Bill "Red," C, Oklahoma
6. Bjork, Del, T, Oregon
7. Friedman, J.W "Buck," B, Rice
8. Toth, Steve, B, Northwestern
9. Guepe, Al, B, Marquette
10. Wade, Ed "Red," T, Utah State

1938 (Dec. 12, 1937)

1. Gray, Joe, HB, Oregon State
2. Famigletti, Gary, B, Boston U.
3. Zarnas, Gust, G, Ohio State
4. Masterson, Bob, E, Miami (FL)
5. Ramsey, Frank, G, Oregon State
6. Sims, Fletcher, B, Georgia Tech
7. Schwarz, Alex, T, San Francisco
8. Weger, John, T, Butler
9. Mickovsky, Ray, B, Case W Reserve
10. Dreher, Fred, E, Denver

1939 (Dec. 8, 1938)

- 1a. Luckman, Sid, QB, Columbia (from Pit)
- 1b. Osmanski, Bill, FB, Holy Cross
2. Wysocki, John, E, Villanova
3. Delaney, Joe, T, Holy Cross
4. Choice to Brooklyn
5. Heileman, Charlie, E, Iowa State
6. Dannies, Bob, C, Pittsburgh
7. Bray, Ray, G, Western Michigan
8. Wood, Walt, B, Tennessee
9. Braga, Al, B, San Francisco
10. Roise, Hal, B, Idaho
11. Bock, Ed, G, Iowa State
12. Stofa, Anton, B, Luther
13. Voigts, Bob, T, Northwestern
14. Armstrong, Ken, T, Tarkio
15. Masters, Raphael, E, Newberry
16. Sherman, Solly, B, Chicago
17. Simonich, Ed, B, Notre Dame
18. Vogeler, George, C, Oklahoma State
19. Forte, Aldo, T, Montana
20. Kircher, Everett, B, Iowa State

1940 (Dec. 9, 1939)

1. Turner, Clyde "Bulldog," C/LB, Hardin-Simmons
2. Kavanaugh, Ken, E, LSU
3. Kolman, Ed, T, Temple
4. Woudenberg, John, T, Denver
5. Akin, Leonard, G, Baylor

6. Fordham, Jim, B, Georgia
7. Pool, Hampton, G, Stanford
8. Pace, Tom, B, Utah
9. Artoe, Lee, T, California
10. McCubbin, Bill, E, Kentucky
11. Clark, Harry, B, West Virginia
12. Crisci, Frank, T, Case W Reserve
13. Barnes, Sherm, E, Baylor
14. Christianson, Al, B, Knox
15. White, Wilbur, T, Bradley
16. Schlosser, Ralph, C, Gonzaga
17. Popov, John, B, Cincinnati
18. Bussey, Young, B, LSU
19. McLean, Ray, B, St. Anselm
20. Kichefski, Walt, E, Miami (FL)

1941 (Dec. 19, 1940)

- 1a. Harmon, Tom, HB, Michigan
- 1b. Standlee, Norm, FB, Stanford
- 1c. Scott, Don, HB, Ohio State
3. Gallarneau, Hugh, B, Stanford
5. O'Rourke, Charley, B, Boston College
6. O'Boyle, Tommy, G, Tulane
7. Federovitch, John "Ace," T, Davis & Elkins
- 8a. Hartman, Fred, T, Rice
- 8b. Rankin, Dave, E, Purdue
- 8c. Matusza, Al, C, Georgetown
9. Lahar, Hal, G, Oklahoma
10. LaLanne, Jim, B, North Carolina
11. Hardin, Jim, E, Kentucky
12. Morrow, Bob, E, Illinois Wesleyan
13. Johnson, Jim, B, Santa Clara
14. Martin, Johnny, B, Oklahoma
15. Mulkey, Jack, E, Fresno State
16. Osterman, Bob, C, Notre Dame
17. Glenn, Bill, B, Eastern Illinois
18. Hahnenstein, Ollie, B, Northwestern
19. Winterson, Alex, T, Duke
20. Odle, Jack, QB, TCU
21. Corbern, Hunter, G, Mississippi State

1942 (Dec. 22, 1941)

1. Albert, Frankie, QB, Stanford
2. Boratyn, Joe, B, Holy Cross
3. Ruby, Martin, T, Texas A&M
4. Burrus, H.C., E, Hardin-Simmons
5. Jeffries, Bob, G, Missouri
6. Maznicki, Frank, B, Boston College
7. Petty, John, B, Purdue
8. Mullins, Noah "Moon," B, Kentucky
9. Geyer, Bill, B, Colgate
10. Daniell, Jim, T, Ohio State
11. Hunt, Jack, B, Marshall
12. Gude, Henry, C, Vanderbilt
13. Krutulis, Joe, E, Miami (FL)
14. Abel, George, G, Nebraska
15. Edmiston, Don, T, Tennessee
16. Rast, Holt, E, Alabama
17. Jones, Edgar, B, Pittsburgh
18. Tessoroff, Bill, T, Gonzaga
19. Kissell, Adolph, B, Boston College
20. Clarkson, Stu, C, Texas A&I

1943 (April 8)

1. Steuber, Bob, HB, Missouri
2. Evans, Fred, HB, Notre Dame
3. Stramm, Ed, T, Stanford
4. Palmer, Derrell, T, TCU
5. Vulcanich, Milt, C, Stanford
6. Beals, Alyn, E, Santa Clara
7. Jurkovich, Jim, HB, California
8. Lamb, W.G. "Dub," E, Oklahoma
9. Hammett, Ray, QB, Stanford
10. Zikmund, Al, HB, Nebraska
11. Wood, Clark, T, Kentucky
12. Arms, Loyd, T, Oklahoma State
13. Sturdy, Lyle, FB, Wichita State
14. Tomlinson, Buddy, T, Hardin-Simmons
15. Preston, Pat, T, Wake Forest
16. Norberg, Hank, E, Stanford
17. Lyons, Pat, E, Wisconsin
18. Butler, Marion, HB, Clemson
19. Santucci, Al, C, Santa Clara
20. Johnson, Orville, G, SMU
21. Boudreau, Wally, HB, Boston College
22. Baumann, Bob, T, Wisconsin
23. Holscher, Elwood, C, Shurtleff
24. Keller, Ben, G, Duquesne
25. Block, Charley, E, Shurtleff
26. Brannon, Ted, T, Rice
27. Wayne, Lou, E, Texas
28. Creevy, Dick, HB, Notre Dame
29. Buffington, Bill, HB, Purdue
30. Peterson, Woody, FB, Utah

1944 (April 19)

1. Evans, Ray, B, Kansas
2. Smeja, Rudy, E, Michigan
3. Croft, Abe, E, SMU
4. Stanley, C.B., T, Tulsa
5. Seeley, Darwin, C, Stanford
6. Fawcett, Randall, B, Stanford
7. Morton, Jack, E, Missouri
8. Starford, Bill, C, Wake Forest
9. Houston, Lin, G, Ohio State
10. Moore, J.P., B, Vanderbilt
11. Duffey, Bill, E, Georgetown
12. Hartley, Joe, T, LSU
13. Milner, Bill, G, Duke
14. Hirsch, Ed, B, Northwestern
15. Ryckeley, Ed, E/G, Georgia Tech
16. Plasman, Howdy, B, Miami (FL)
17. French, Barry, T, Purdue
18. Taylor, Paul, B, USC
19. Margarita, Hank, B, Brown
20. Davis, Ed, B, Oklahoma
21. Jamison, Dick, T, USC
22. Bortka, Jack, B, Kansas State
23. Ruskusky, Roy, E, St. Mary's (CA)
24. Franck, Harry, B, Northwestern
25. McKewan, Jack, T, Alabama
26. Mitchell, Charley, B, Tulsa
27. Boyle, Pat, G, Wisconsin
28. Pepper, Bernie, T, Missouri
29. Vogt, Karl, T, Villanova
30. Endres, Bob, G, Colgate

1945 (April 6)

- Lund, Don, B, Michigan
- Allen, Charley, B, SMU
- Masterson, Forrest, C, Iowa
- Shaw, Wayne, B, SMU
- Burgeis, Glen, T, Tulsa
- O'Brien, Pat, T, Purdue
- Mayther, Bill, C, Oregon
- Poe, Bill, B, Clemson
- Avery, Chuck, B, Minnesota
- Boyd, Jack, B, UCLA
- Ellsworth, Ralph, B, Texas
- Mattioli, Frank, G, Pittsburgh
- Gibson, Merle, E, TCU
- Creevey, John, B, Notre Dame
- Sacrinity, Nick, B, Wake Forest
- Keane, Jim, C, Iowa
- Niedziela, Bruno, T, Iowa
- Williams, Broughton, E, Florida
- Stickel, Walt, T, Pennsylvania
- Livingstone, Bob, B, Notre Dame
- Vargon, Mike, E, Kansas State
- Wright, Charley, G, Iowa State
- Green, Jack, G, Alabama
- Gambino, Lu, B, Indiana
- Jones, Ray, B, Texas
- Hary, Bob, B, Minnesota
- Forkovitch, Nick, B, William & Mary
- Robinson, Don, B, Michigan
- Johnston, Wayne, B, Marquette
- Groves, George, C, Marquette

1946 (Jan. 14)

- Lujack, Johnny, QB, Notre Dame
- Rykovich, Julie, B, Illinois
- Broyles, Frank, QB, Georgia Tech
- Knotts, Ernie, G, Duke
- Schneider, Don, B, Pennsylvania
- Scruggs, Ted, E, Rice
- Beard, Wendell, T, California
- Ziegler, John, B, Colorado
- Dropo, Walt, E, Connecticut
- Harris, Bill, C, Auburn
- Allen, Eddie, B, Pennsylvania
- Bauman, Frank, E, Illinois
- Nostrum, Reed, T, Utah
- Chatterton, Dick, B, BYU
- Timko, Johnny, C, Temple
- Hazelwood, Ted, T, North Carolina
- Johnson, Dick, C, Baylor
- Boettcher, Art, B, Shurtleff
- Gallagher, Tom, B, Illinois
- Adams, Johnny, B, Denver
- Widseth, Dean, T, Bemidji State
- Kochins, George, T, Bucknell
- Hoisch, Al, B, Stanford
- Grgich, Visco, E, Santa Clara
- Richards, Allen, B, Cincinnati
- Tunstill, Jess, B, Kentucky
- Smock, Ken, B, Purdue
- Weldon, Howard, G, North Carolina
- Cook, Johnny, B, Georgia
- Franck, Harry, B, Northwestern

1947 (Dec. 16, 1946)

- Fenimore, Bob, HB, Oklahoma State (Bonus choice)
- Kindt, Don, HB, Wisconsin

- Minini, Frank, FB, San Jose State
- Canady, Jim, HB, Texas
- Merriman, Lloyd, B, Stanford (from Chicago Cards)
- Wetz, Harlan, T, Texas
- Stephens, Roger, B, Cincinnati (from Philadelphia)
- Moseley, Reid, E, Georgia
- Smith, H.A., E, Mississippi
- Eddleman, Dwight, HB, Illinois
- Tucker, Arnold, QB, Army
- Hatch, Larry, HB, Washington
- Adamle, Tony, C, Ohio State
- Fritz, Emil, G, Maryland
- Turner, Jim, T, California
- Goodall, Wayne, E, Oklahoma City
- Gagne, Verne, E, Minnesota
- Dreyer, Wally, HB, Wisconsin
- Pupa, Walt, FB, North Carolina
- McLellan, John, T, Montana State
- Cromer, Bill, FB, Texas
- Reader, Russ, HB, Michigan State
- Batchelor, Jim, B, East Texas State
- Lawler, Allen, HB, Texas
- Berlin, Gordon, C, Washington
- Cunningham, John, E, California
- Morris, Max, B, Northwestern
- Morris, Bill, E, Oklahoma
- Baumgardner, Joe Bill, HB, Texas
- McCarthy, Jerry, E, Pennsylvania
- Pierce, Jack, HB, Illinois
- Ehlers, Ed, HB, Purdue

1948 (Dec. 19, 1947)

- Layne, Bobby, QB, Texas (from Pittsburgh)
- Bumgardner, Max, E, Texas
- Garrett, Dub, T, Mississippi State
- Ramsey, Knox, G, William & Mary
- Brugge, Bob, B, Ohio State
- Choice to Detroit
- McWilliams, Tom, B, Army, Miss. St.
- Mills, Malachi, T, Virginia Military
- Flanagan, Dick, E, Ohio State
- McDowell, Jim, G, William & Mary
- Sheehan, Mel, E, Missouri
- Scott, Dick, C, Navy
- Cline, Ollie, B, Ohio State
- Goode, Rob, B, Texas A&M
- Grimenstein, Clyde, E, Purdue
- Fallon, John, G, Notre Dame
- Brown, Ray, B, Virginia
- Hileman, Bob, C, California
- Gay, Thurman, T, Oklahoma State
- Blount, Ralph, E, Texas
- Boone, JR, B, Tulsa
- Duncan, Jim, E, Wake Forest
- Gatewood, Jimmy, B, Georgia
- Brumm, George, C, Pacific
- Dietzel, Paul, C, Miami (OH)
- Clasby, Ed, B, Boston College
- Hardison, Fred, E, Duke
- Van Deren, Frank, E, California
- Pietkiewicz, Al, E, San Francisco
- Cox, Norm, B, TCU
- Smith, Truett, B, Mississippi State

1949 (Dec. 21, 1948)

- Harris, Dick, C, Texas
- Grimes, Billy, B, Oklahoma State
- O'Quinn, Johnny, E, Wake Forest
- Bendrick, Ben, B, Wisconsin
- Hoffman, John, B, Arkansas
- Krall, Jerry, B, Ohio State
- Jones, Wally, E, Kentucky
- Weatherly, Gerry, C, Rice (from Det)
- Wightkin, Bill, E, Notre Dame
- Tokarczyk, Dolph, G, Penn
- Malley, Lee, B, Carson-Newman
- Tibbler, Jerry, B, Mississippi
- Tallafiero, George, B, Indiana
- Keily, Ernie, G, Texas-El Paso
- Faverty, Hal, G, Wisconsin
- Wahl, Al, T, Michigan
- Corbisiero, John, B, Middlebury
- Moran, Jim, B, John Carroll
- Mitten, Bob, G, North Carolina
- Heck, Bob, B, Pacific
- Duncan, Jim, E, Duke
- Bertuzzi, Dick, B, Kansas
- Kane, Harry, C, Pacific
- Smith, Bernie, T, Texas-El Paso
- Marczyk, Stan, T, North Carolina

1950 (Jan. 21-22)

- Hunsinger, Chuck, B, Florida (from New York Bulldogs)
- Morrison, Fred, B, Ohio State
- Dottley, John "Kayo," B, Mississippi
- Romanick, Steve, B, Villanova
- Novak, Tom, C, Nebraska (from PIT)
- Papaleo, Dorn, G, Boston College
- Zalejski, Ernie, B, Notre Dame
- Perricone, Gaspar, B, Northwestern (from New York Giants)
- Hansen, Wayne, C, UTEP
- Prather, Rollin, E, Kansas State
- Neவில்s, Sam, T, Oregon
- Reid, Floyd, B, Georgia (from NY Bulldogs)
- Braznell, Dick, B, Missouri
- Wahl, Al, T, Michigan
- Helwig, John, G, Notre Dame
- Roof, Kenny, B, Oklahoma State
- Dempsey, Frank, T, Florida
- Hover, Al, G, LSU
- Glisson, Jimmy, B, Tulane
- Bradley, Ed, E, Wake Forest
- Janaszek, Ray, B, Dayton
- Andrews, Rupert, B, Stanford
- Bye, Billy, B, Minnesota
- Crawford, Jim, G, Mississippi
- Angle, Bob, B, Iowa St.
- Byler, Jim, G, North Carolina State
- Bingham, Bill, T, Harding
- Polenske, Walt, B, Pacific
- Samuels, Perry, B, Texas
- Sella, George, B, Princeton
- Davis, Wilton, B, Hardin-Simmons
- Kenary, Jim, B, Harvard
- Nadherny, Fred, B, Yale
- Markert, Allen, T, Minnesota

1951 (Jan. 18-19)

- 1a. Williams, Bob, QB, Notre Dame (from Baltimore)
 - 1b. Stone, Billy, B, Bradley* (from New York Yanks)
 - 1c. Schroeder, Gene, E, Virginia
 2. George, Bill, T, Wake Forest
 3. White, Wilford, B, Arizona State
 4. Moser, Bob, C, Pacific
 - 4b. Jelley, Tom, E, Miami (FL) (from New York Giants)
 5. Rowland, Brad, B, McMurry
 6. Falkenberg, Herb, B, Trinity (TX)
 7. Lea, Paul, T, Tulane
 8. Meyes, Clair, G, Oklahoma
 9. Gregus, Blair, B, Wake Forest
 10. Sherrill, J.W., B, Tennessee
 11. Hardiman, Tom, B, Georgetown
 12. Hairston, Lawrence, T, Nev.-Reno
 13. Wright, Charley, B, West Texas State
 14. Woods, Bailey, B, Abilene Christian
 15. Hall, Sid, C, Pacific
 16. Volm, Frank, E, Marquette
 17. Dufek, Don, B, Michigan
 18. Brown, Chuck, G, Illinois
 19. Lisak, Ed, B, Oklahoma
 20. Smith, Larry, C, South Carolina
 21. Higgins, Larry, B, Fordham
 22. Hanson, Bob, G, Montana
 23. Hlavac, Rene, T, Neb.-Omaha
 24. Dokas, Pete, E, Mansfield
 25. Miller, Johnny, B, Northwestern
 26. Rogers, Buddy, B, Arkansas
 27. Taylor, Jerry, C, Wyoming
 28. Campbell, Leon, B, Arkansas*
 29. Justice, John, G, Santa Clara
 30. Butler, Charley, E, Geo. Washington
- * Selected from disbanded Baltimore franchise

1952 (Jan. 17)

1. Dooley, Jim, B, Miami (FL)
2. Macon, Eddie, B, Pacific
3. McColl, Bill, E, Stanford
4. Clark, Herman, T, Oregon State
- 5a. Hoffman, Jack, E, Xavier (OH) (from Pittsburgh)
- 5b. Williams, Fred, T, Arkansas
6. Brown, Ed, QB, San Francisco
7. Fortunato, Joe, B, Mississippi State
- 8a. Bishop, Bill, T, N Texas St. (from PIT)
- 8b. Jurney, Billy, E, Arkansas
9. Cross, Bobby, T, S. F. Austin
10. Choice to Green Bay
11. Miller, Bill, B, Wake Forest
12. Kozar, Andy, B, Tennessee
13. Athan, Rich, B, Northwestern
14. Galloway, Gale, C, Baylor
15. Kazmaier, Dick, B, Princeton
16. Spears, Bob, FB, Yale
17. Carroll, John, T, Houston
18. O'Connell, Tommy, QB, Illinois
19. Reidenbach, Ken, T, Drake
20. Lesane, Jimmy, B, Virginia
21. Daffer, Ted, G, Tennessee
22. Gregory, Dick, B, Minnesota
23. Nestor, Paul, T/E, Maryland

24. Mundinger, Dick, T, Minnesota
25. Stoddard, Bob, T, Utah State
26. McElroy, Buckley, FB, S. Mississippi
27. Reid, Bob, B, Baylor
28. Scioscia, Karney, FB, Maryland
29. Riggs, Teddy, B, Rice
30. Shemonski, Bob, HB, Maryland

1953 (Jan. 22)

1. Anderson, Billy, B, Compton J.C.
2. Bratkowski, Zeke, QB, Georgia
3. Rowekamp, Bill, B, Army, Missouri
4. Koch, Joe, B, Wake Forest
5. Jones, Stan, T, Maryland
- 6a. DeCarlo, Art, B, Georgia
- 6b. Gilbert, Kline, T, Mississippi (from SF)
- 7a. McElroy, Buckley, B, S. Mississippi (from Washington)
- 7b. Bingham, Don, B, Sul Ross
8. Kreamcheck, John, T, William & Mary
9. Ashley, Bruno, T, East Texas State
10. Moore, Jimmy, B, Florida A&M
- 11a. Slowey, Jim, C, Georgetown
- 11b. Charney, Ralph, B, Kentucky (from Pittsburgh)
12. Lawrence, Jim, T, Duke
13. Strickland, Larry, C, North Texas St.
14. Carl, Harland, B, Wisconsin
15. Jecha, Ralph, G, Northwestern
16. Hatley, John, T, Sul Ross
17. Beal, Bob, E, California
18. Shirley, Jim, B, Clemson
19. Byrus, Bill, T, Iowa State
20. Mahin, Tom, T, Purdue
21. Martin, Wayne, E, TCU
22. Wood, Wayne, T, Memphis State
23. Mask, Jim, E, Mississippi
24. Hatcher, Paul, C, Arkansas City J.C.
25. Pickard, Clyde, G, Wake Forest
26. Evans, Bob, T, Pennsylvania
27. Wahlin, Marvin, B, Arizona State
28. Caldwell, Jim, T, Tennessee State
29. Lewis, Jack, E, Wake Forest
30. Brehany, Bill, QB, VMI

1954 (Jan. 28)

1. Wallace, Stan, HB, Illinois
2. Casares, Rick, FB, Florida
3. Meadows, Ed, T, Duke
4. Paterra, Fran, B, Notre Dame
5. Griffis, Bob, G, Furman
6. Hudson, John, G, Rice
7. Cecere, Ralph, B, Villanova
8. Garlington, Tom, T, Arkansas
9. Giel, Paul, B, Minnesota
10. Andrews, D.C., E, Hardin-Simmons
11. Wallin, Ron, B, Minnesota
12. Faragalli, Joe, G, Villanova
13. Seaholm, Julius, G, Texas
14. Miller, Ken, FB, Illinois
15. Hill, Harlon, E, N Alabama
16. Lindley, Earl, B, Utah State
17. Woodard, Lou, C, Sam Houston State
18. Moore, McNeil, B, Sam Houston State
19. Lum, Jim, T, Louisiana Tech
20. Ladd, Jim, E, Bowling Green
21. Cleere, Sonny, T, Abilene Christian
22. Sumner, Charlie, B, William & Mary

23. Lee, Herman, T, Florida A&M
24. Jarrett, Bill, B, West Virginia
25. Feamster, Tom, E, Florida State
26. Petroka, Lou, B, Boston University
27. Oniskey, Dick, C, Tenn.-Chattanooga
28. Underwood, P.W., G, Mississippi St.
29. Beale, Alvin, QB, Trinity (TX)
30. Haluska, Jim, B, Wisconsin

1955 (Jan. 27-28)

1. Drzewiecki, Ron, HB, Marquette
2. Williams, Bobby, HB, Ohio State
3. Choice to Cleveland
4. O'Malley, Joe, E, Georgia
5. Kendall, Leland, T, Oklahoma State
- 6a. Shannon, Dan, E, Notre Dame (from Washington)
- 6b. Mosely, Henry, HB, M. Brown
7. Sturgess, Bruce, HB, William & Mary
8. Verkerk, Gene, T, North Texas State
9. Lavery, Jim, HB, Scranton
10. Allen, John, E, Arizona State
11. Redfield, Tom, E, Delaware
12. Bratt, Clarence, HB, Wisconsin
13. Cash, Norm, HB, Sul Ross
14. Nickla, Ed, G, Tennessee
15. Smith, J.D., FB, N Carolina A&T
16. Choice to Chicago Cardinals
17. Harrison, Mel, C, Sam Houston State
18. Roach, Claude, G, TCU
19. Jones, Allen, B, Baylor
20. James, Joe, T, Howard Payne
21. Hall, Choyce, C, MWestern State
22. Allison, Carl, B, Oklahoma
23. Barger, Jerry, B, Duke
24. Young, Joe, E, Marquette
25. Dees, Charley, T, Tyler J.C.
26. Jeter, Jerry, HB, Cal Poly-SLO
27. Kline, Joel, G, Tennessee
28. Wright, Charley, E, Pr. View A&M
29. Klein, Dick, T, Iowa
30. Fouts, Jerry, HB, MWestern St.

1956 (Nov 29, 1955 & Jan. 12, 1956)

1. Schriewer, Menan "Tex," E, Texas
2. Brackett, M.L., T, Auburn
3. Choice to Cleveland
4. Mellekas, John, T, Arizona
5. Galimore, Willie, B, Florida A&M
6. Choice to Cleveland
7. Caroline, J.C., B, Illinois
8. Klawitter, Dick, C, South Dakota St.
9. Vargo, Ken, C, Ohio State
10. Lucas, Dick, E, Boston College
11. Jan.kans, John, E, Arizona State
12. Cruze, Buddy, E, Tennessee
13. Grogg, Dick, G, Minnesota
14. Graham, Milt, E, Colgate
15. Fitzgerald, Dick, FB, Notre Dame
16. Brown, Ray, B, Florida
17. Adams, Tom, E, UCLA
18. Payton, Earl, B, Pr. View A&M
19. Smith, John, B, UCLA
20. Maxime, Charley, G, Auburn
21. Waddell, Jimmy, B, Compton J.C.
22. Billings, Joe, T, Memphis State
23. Holt, Lou, E, Howard Payne
24. Castete, Jess, B, McNeese State

25. Hentschel, Jerry, T, Sam Houston St.
26. Orr, Don, B, Vanderbilt
27. Buchanan, Waylon, E, E. Texas State
28. Alexander, Bob, B, Trinity (CT)
29. Kriete Meyer, Billy, B, Vanderbilt
30. Buckler, Jim, G, Alabama

1957 (Nov 27, 1956 & Jan. 31, 1957)

1. Leggett, Earl, T, LSU
2. Swink, Jim, B, TCU
3. Knox, Ronnie, QB, UCLA
4. Johnson, Jack, B, Miami (FL)
5. Zucco, Vic, B, Michigan State
6. Dickinson, Bo, B, S. Mississippi
7. DeLuca, Gerry, T, Mid Tennessee St.
- 8a. Ward, Al, B, Yale (from PIT)
- 8b. Kilcullen, Bob, T, Texas Tech
9. Brown, Bill, G, Syracuse
10. Murphy, Bill, E/B, Fresno State
11. Hampton, Roger, B, McNeese State
12. Sorenson, Larry, T, Utah State
13. Williams, Don, B, Texas Tech
14. Schmidt, Bob, B, Memphis State
15. Hosek, Tony, E, West Virginia
16. Heuring, Ed, E, Maryland
17. Heine, Don, E, Murray State
18. Wharton, Al, G, Maryland
19. Hermesen, Lee, B, Marquette
20. Frazier, Al, B, Florida A&M
21. Jan.es, Jerry, E, LSU
22. Dalzell, Tom, T, Virginia Tech
23. Peroyea, Don, T, SE Louisiana
24. Lutterback, Ken, B, Evansville
25. Ryan, Joe, C, Villanova
26. Harris, Gehrig, B, Grambling
27. Brown, Nick, G, Notre Dame
28. Emerson, Tom, G, Oklahoma
29. Caraway, Donnie, B, Houston
30. Lueck, Sam, B, Oregon State

1958 (Dec. 2, 1957 & Jan. 28, 1958)

1. Howley, Chuck, G, West Virginia
2. Dewveall, Willard, E, SMU
- 3a. Cooke, Ed, E, Maryland
- 3b. Healy, Don, T, Maryland (from CLE)
4. Barnes, Erich, B, Purdue
5. Jewett, Bob, E, Michigan State
6. Douglas, Merrill, B, Utah
7. Bentley, Gene, B, Texas Tech
8. Rutsch, Ed, T, George Washington
9. Anderson, Ralph, E, Cal St.-LA
10. Lewis, Aubrey, B, Notre Dame
11. Cinelli, Rocco, T, Wisconsin
12. Morris, Johnny, HB, Cal-Santa Barbara
13. Choice to New York Giants
14. Melnik, Bill, T, Army
15. Harryman, Jim, B, Compton J.C.
16. Plegler, Ken, T, Capital
17. Eaton, Dick, C, Richmond
18. Dupler, Phil, B, Duke
- 19a. Roehnel, Bill, G, Bradley (from GB)
- 19b. Chancey, Bill, E, West Virginia
20. Rutledge, Les, T, Michigan State
21. Miller, Bill, T, NM Highlands
22. Carter, Al, B, Tennessee
23. Daw, Ken, B, Sam Houston State
24. Moon, Russ, T, Virginia Tech

25. Barron, Bob, C, St. Norbert
26. Lyles, Bob, B, Memphis State
27. Napolski, Ben, E, Northwestern
28. Main, Wilbur, B, Maryland
29. Hakes, Glen, G, New Mexico
30. Halum, Bobby, QB, Mid Tennessee St.

1959 (Dec. 2, 1958)

1. Clark, Don, B, Ohio State
2. Petitbon, Richie, QB, Tulane
3. Johnson, Pete, B, Va. Military
4. Choice to LA Rams
5. Adams, John, B, Cal St.-LA
6. Cole, Fred, G, Maryland
7. Tucker, Jim, E, Tenn-Chatt. (from PHI)
- 8a. Clark, Dick, B, Baylor
- 8b. Smith, Willie, T, Michigan (from NYG)
9. Youmans, Maury, T, Syracuse
10. Coronado, Bobby, E, Pacific
11. Gray, Ed, T, N Texas State
12. Rowland, Justin, E, TCU
13. Jones, Gene, B, Rice
14. Robb, Joe, T, TCU
15. LeClerc, Roger, C, Trinity (CT)
16. Redding, Don, T, North Carolina
17. Neal, Willie, B, Jackson State
18. Asbury, Ken, B, Missouri Valley
19. Plain, Chris, T, Stanford
20. Carcatera, Tony, E, Elon
21. Stone, Donnie, B, Arkansas
22. Rubal, Lennie, B, William & Mary
23. Haller, Bob, T, NW Missouri State
24. Spain, Bob, T, Baylor
25. Huhn, Tom, C, St. Joseph's (IN)
26. Kunde, Bob, T, Capital
27. Avon, John, E, Indiana
28. Williams, Bob, E, Notre Dame
29. Southern, Eddie, E, Texas
30. Jackson, Cliff, B, No. Car. Central

1960 (Nov 30, 1959)

1. Davis, Roger, G, Syracuse
2. Choice to Washington
3. Meredith, Don, QB, SMU
4. Martin, Billy, B, Minnesota
5. Norman, Dick, QB, Stanford
6. Kovac, Ed, B, Cincinnati
7. Bivins, Charley, B, Morris Brown
8. Manning, Pete, E, Wake Forest
9. Kirk, Ken, C, Mississippi
10. Choice to Pittsburgh
- 11a. Fanning, Stan, T, Idaho (from PHI)
- 11b. Shaw, Glenn, HB, Kentucky
12. Budrewicz, Tom, T, Brown
13. Spada, Bob, E, Duke
14. Sorey, Jim, T, Texas Southern
15. Lashua, Warren, B, Whitworth
16. Farrington, John, E, Prairie View A&M
17. Hanna, Jim, E, USC
18. King, Claude, B, Houston
19. Roberts, Lloyd, T, Georgia
20. Coia, Angelo, B, USC

1961 (Dec. 27-28, 1960)

1. Ditka, Mike, E, Pittsburgh
2. Brown, Bill, B, Illinois
3. Gibson, Claude, B, N.C. State

4. Ladd, Ernie, T, Grambling
5. Lincoln, Keith, B, Washington State
6. Fleming, George, B, Washington
7. Pyle, Mike, C, Yale
8. Ryan, Ed, B, Michigan State
9. Bethune, Bob, B, Mississippi State
10. Harness, Jason, E, Michigan State
11. Fewell, Sam, T, South Carolina
12. Dyer, Howard, QB, Va. Military
13. McLeod, Bob, E, Abilene Christian
14. Tyrer, Jim, T, Ohio State
15. Linning, Chuck, T, Miami (FL)
16. Frazier, Wayne, C, Auburn
17. Barfield, Rossie, E, No. Car. Central
18. Finn, John, T, Louisville
19. Charles, Ben, QB, South Carolina
20. Mason, Gordon, B, Tennessee Tech

1962 (Dec. 4, 1961)

1. Bull, Ronnie, B, Baylor
- 2a. Brock, Clyde, T, Utah St. (from PIT)
- 2b. McRae, Bennie, B, Michigan
- 3a. Bates, Jim, E, USC (from DAL)
- 3b. Hull, Bill, E, Wake Forest
4. Cadile, Jim, T, San Jose State
- 5a. Burton, Mac, E, San Jose State (from Washington)
- 5b. Tunnick, Bill, FB, Michigan
6. Choice to Philadelphia
7. O'Bradovich, Ed, E, Illinois
- 8a. Reynolds, Ed, T, Tulane
- 8b. Onesti, Larry, C, Northwestern (from New York Giants)
9. Winston, Kelton, HB, Wiley
10. Weaver, LeRoy, B, Adams State
11. Robinson, Jerry, HB, Grambling
12. Watts, Bill, T, Miami (FL)
13. Perkowski, Joe, B, Notre Dame
14. Von Sonn, Andy, C, UCLA
15. Martin, Kent, T, Wake Forest
16. Nelson, John, C, Xavier (OH)
17. Glass, Glenn, HB, Tennessee
18. Neck, Tommy, B, LSU
19. Kellum, Bill, T, Tulane
20. Roberts, Jack, T, Ohio State

1963 (Dec. 3, 1962)

- 1a. Choice to Los Angeles Rams
- 1b. Behrman, Dave, C, Michigan State (from Pittsburgh)
- 2a. Barnett, Steve, T, Oregon (from DAL)
- 2b. Jencks, Bob, E, Miami (OH)
3. Glueck, Larry, DB, Villanova
- 4a. Sanders, Stan, E, Whittier (from SF)
- 4b. Mitchell, Charley, HB, Washington (from Pittsburgh)
- 4c. Choice to Baltimore
5. Choice to San Francisco
- 6a. Johnson, John, T, Indiana (from PIT)
- 6b. Mathieson, Dave, QB, Washington St.
7. Underhill, Paul, B, Missouri
8. Harmon, Dennis, DB, So. Illinois
- 9a. Day, Monte, T, Fresno St. (from DAL)
- 9b. Watson, Dave, LB, Georgia Tech
10. Hoerster, Ed, LB, Notre Dame
11. Tullis, James, DB, Florida A&M
12. Drummond, Dick, B, G. Washington

13. Szumczyk, John, FB, Trinity (CT)
14. Banks, Gordon, B, Fisk
15. Dentel, Bob, C/LB, Miami (FL)
16. Caylor, Lowell, DB, Miami (OH)
17. Sisk, John, B, Miami (FL)
18. Slabaugh, Jeff, E, Indiana
19. Yaksick, Bob, DB, Rutgers
20. Gregory, John, E, Baldwin-Wallace

1964 (Dec. 2, 1963)

1. Evey, Dick, T, Tennessee
- 2a. Choice to Pittsburgh
- 2b. Martin, Billy, E, Georgia Tech (from Los Angeles Rams)
- 2c. Crain, Pat, HB, Clemson (from PIT)
3. Blanks, Sid, HB, Texas A&I
- 4a. Budka, Frank, HB, Notre Dame
- 4b. Reilly, Mike, LB, Iowa (from MIN)
5. Conners, Dan, T, Miami (FL)
6. Jones, Jimmy, E, Wisconsin
7. Logan, Chuck, E, Northwestern
8. Rakestraw, Larry, QB, Georgia
9. Wilkinson, Jay, HB, Duke
10. Brown, Mike, B, Delaware
11. Leeuwenberg, Dick, T, Stanford
12. Horton, Bob, FB, Boston University
13. Webb, Cloyd, E, Iowa
14. Francisco, Kent, T, UCLA
15. Burman, George, T, Northwestern
16. Butler, Roderick, HB, E. Illinois
17. Kasapis, Constantinos, T, Iowa
18. Batts, Bob, HB, Texas Southern
19. Whitehead, Jim, T, Georgia
20. Niglio, Dick, FB, Yale

1965 (Nov 28, 1964)

- 1a. Butkus, Dick, LB, Illinois (from PIT)
- 1b. Sayers, Gale, HB, Kansas
- 1c. DeLong, Steve, T, Tennessee (from Washington)
2. Choice to Cleveland
3. Choice to Cleveland
4. Nance, Jim, FB, Syracuse
5. Choice to Los Angeles Rams
6. Carey, Tony, HB, Notre Dame
- 7a. Gordon, Dick, HB, Michigan State
- 7b. Sutton, Mickey, B, Auburn (from Washington)
8. Schweda, Brian, T, Kansas
9. Ambrusko, Ken, B, Maryland
10. Murphy, Dennis, T, Florida
11. Cornish, Frank, T, Grambling
12. Cox, Steve, T, South Carolina
13. Daniels, Dave, T, Florida A&M
14. Pivec, Dave, E, Notre Dame
15. Robinson, Art, B, Cal St.-LA
16. Pitts, Frank, E, Southern
17. LaFramboise, Tom, QB, Louisville
18. Schwager, Mike, T, Maryland
19. Bobich, Lou, K, Michigan State
20. Kurek, Ralph, FB, Wisconsin

1966 (Nov 27, 1965)

1. Rice, George, T, LSU
2. Brown, Charlie, DB, Syracuse
3. Pickens, Bob, T, Nebraska
- 4a. Jackson, Randy, T, Florida (from PIT)

- 4b. Buffone, Doug, LB, Louisville
5. Choice to Minnesota
- 6a. Brewster, Dennis, T, BYU (from WAS)
- 6b. McRae, Franklin, DT, Tennessee State
7. Myer, Ron, QB, South Dakota State
8. McFalls, Doug, DB, Georgia
9. Greenlee, Fritz, E, Arizona
10. Burnett, Bobby, HB, Arkansas
11. Owens, Terry, E, Jacksonville State
12. Page, Wayne, DE, Clemson
13. Becker, Wayne, T, Montana
14. Buckner, Mike, DB, Northwestern
15. Kollman, Jim, G, Oregon
16. Senkbeil, Lynn, LB, Nebraska
17. Gentry, Curtis, DB, Md-E Shore
18. Kines, Charley, T, Michigan
19. Haberer, Roger, HB, Eastern Illinois
20. Sellers, Goldie, HB, Grambling

1967 (March 14)

1. Phillips, Loyd, DE, Arkansas
2. Jones, Bob, DB, San Diego State
3. Lyle, Gary, HB, George Washington
- 4a. Dodd, Al, DB, N'western St. (LA)
- 4b. Greenlee, Tom, DB, Washington (from Los Angeles Rams)
5. Alford, Bruce, K, TCU
- 6a. Carter, Virgil, QB, BYU
- 6b. Kriewald, Doug, G, West Texas State
7. Truitt, John, E, Indiana State
- 8a. Murphy, Roger, E, Northwestern
- 8b. Griffin, Jerry, LB, SMU
9. Cass, Greg, C, Washington
10. Choice to Washington
11. Mayo, Earl, HB, Morgan State
12. Green, Bruce, E, Midland Lutheran
13. Carstens, Kaye, DB, Nebraska
14. Nesbitt, Lynn, G, Wake Forest
15. Oakes, Terry, DE, Cal St.-SF
16. Rogers, Bill, DB, Weber State
17. Myers, Jack, LB, Western State (CO)

1968 (Jan. 30-31)

1. Hull, Mike, RB, USC
2. Wallace, Bob, E, Texas-El Paso
- 3a. Hazelton, Major, DB, Florida A&M (from Atlanta)
- 3b. Choice to Dallas
- 4a. Mass, Wayne, T, Clemson
- 4b. Bush, Alan, G, Mississippi (from Los Angeles Rams)
5. Turner, Cecil, FL, Cal Poly-SLO
6. Schmedding, Jim, C, Weber State
7. Holman, Willie, DE, South Carolina St.
8. Bell, Wayne, RB, Lenior-Rhyne
9. Moore, Sam, T, Miss. Valley State
10. Davis, Fred, G, Doane
11. Coady, Rich, TE, Memphis State
12. Vallez, Emilio, LB, New Mexico
13. Dearion, Willie, FL, Pr. View A&M
14. Gargus, Harold, DT, New Mexico State
15. Jaeger, Rich, C, Gustavus Adolphus
16. Murphy, Jim, K, Utah State
17. Layton, Gene, DT, Colorado State

1969 (Jan. 28-29)

1. Mayes, Rufus, T, Ohio State
2. Douglass, Bobby, QB, Kansas State
3. Montgomery, Ross, RB, TCU
4. Redmond, Rudy, DB, Pacific
5. Winegardner, Jim, TE, Notre Dame
6. Nicholson, Bill, DE, Stanford
7. Copeland, Ron, FL, UCLA
8. Hubbell, Webb, G, Arkansas
9. Aulse, Joe, RB, Arizona
10. Pearson, Ron, TE/LB, Maryland
11. Campbell, Sam, DT, Iowa State
12. Hale, Dave, DE, Ottawa
13. Quinn, Tom, DB, Notre Dame
14. Ehring, Ronnie, DB, Texas
15. Coble, Bob, P, Kansas State
16. Stydahar, Dave, G, Purdue
17. Long, Bob, SE, Texas A&M

1970 (Jan. 27-28)

1. Choice to Green Bay
2. Choice to Dallas
3. Farmer, George, WR, UCLA
- 4a. Larson, Lynn, T, Kansas State
- 4b. Brupbacher, Ross, LB, Texas A&M (from Los Angeles Rams)
5. Choice to New Orleans
- 6a. Cutburth, Bobby, QB, Oklahoma St.
- 6b. Curchin, Jeff, T, Florida State (from St. Louis)
7. Choice to Philadelphia
8. Stephenson, Dana, DB, Nebraska
9. Cole, Linzy, WR, TCU
10. Holloway, Glen, G, North Texas State
11. Rose, Ted, TE, N Michigan
12. Davis, Butch, DB, Missouri
13. Gunn, Jimmy, DB, USC
14. Morgan, Jim, WR, Henderson State
15. Abraira, Phil, DB, Florida State
16. Helterbran, Bob, G, North Texas St.
17. Brunson, Joe, DT, Furman

1971 (Jan. 28-29)

1. Moore, Joe, RB, Missouri
- 2a. Harrison, Jim, RB, Missouri (from NO)
- 2b. Ford, Charles, DB, Houston
- 3a. McGee, Tony, DE, Bishop
- 3b. Newton, T, Nebraska (from Los Angeles Rams)
4. Moore, Jerry, DB, Arkansas
5. Choice to San Francisco
6. Thomas, Earl, TE, Houston (from BUF)
- 7a. Lee, Buddy, QB, LSU
- 7b. Ferris, Dennis, RB, Pittsburgh (from Los Angeles Rams)
8. Weiss, Karl, T, Vanderbilt
9. McClain, Lester, WR, Tennessee
10. Rowden, Larry, LB, Houston
11. Hardy, Cliff, DB, Michigan State
12. Booras, Steve, DE, Mesa J.C.
13. Nicholas, Ed, T, N Carolina State
14. Lewis, Willie, RB, Arizona
15. Maciejowski, Ron, QB, Ohio State
16. Bailey, Sid, DE, Texas-Arlington
17. Garganes, Ray, LB, Millersville

1972 (Feb 1-2)

- 1a. Antoine, Lionel, T, Southern Illinois (from New York Giants)
- 1b. Clemons, Craig, DB, Iowa
2. Choice to Philadelphia
3. Musso, Johnny, RB, Alabama
4. Choice to Los Angeles Rams
5. Parsons, Bob, TE, Penn State
- 6a. Pifferini, Bob, LB, UCLA (from CIN)
- 6b. Choice to Green Bay
- 7a. Fassel, Jim, QB, Long Beach State
- 7b. Osborne, Jim, DT, Southern (from DAL)
8. Wirtz, Ralph, WR, North Dakota St.
9. Horton, Larry, DE, Iowa
10. Turnbull, Jack, C, Oregon State
11. Wimberly, Ed, DB, Jackson State
12. Neill, Doug, RB, Texas A&M
13. Rood, Jay, T, South Dakota-S'field
14. Brown, Bob, WR, Rice
15. Lawson, Roger, RB, W. Michigan
16. McKinney, Bill, LB, West Texas State
17. Dickinson, LeVerne, DB, Southern

1973 (Jan. 30-31)

1. Chambers, Wally, DE, E. Kentucky
- 2a. Huff, Gary, QB, Florida State
- 2b. Hrivnak, Gary, DT, Purdue (from DAL)
3. Choice to Detroit
4. Choice to Baltimore
- 5a. Ellis, Allan, DB, UCLA (from PHI)
- 5b. Choice to San Francisco
6. Creaney, Mike, C, Notre Dame
7. Choice to Los Angeles Rams
8. Graham, Conrad, DB, Tennessee
9. Deutsch, Mike, RB, North Dakota
10. Barry, Bill, WR, Mississippi
11. Seigler, Ed, K, Clemson
12. Griffin, Mike, G, Arkansas
13. Cieszkowski, John, RB, Notre Dame
14. Juenger, Dave, WR, Ohio University
15. Rives, Don, LB, Texas Tech
16. Hart, Bill, C, Michigan
17. Roach, Larry, DB, Oklahoma

1974 (Jan. 29-30)

- 1a. Bryant, Waymond, LB, Tennessee St.
- 1b. Gallagher, Dave, DL, Michigan (from Washington)
2. Choice to New England
- 3a. Wheeler, Wayne, WR, Alabama (from San Diego)
- 3b. Horton, Greg, G/T, Colorado
- 3c. Taylor, Cliff, RB, Memphis State (from New England)
4. Choice to Pittsburgh
5. Choice to Philadelphia
6. Choice to Green Bay
7. Ettinger, Jack, WR, Arkansas
- 8a. Chadwick, Alan, QB, E. Tennessee St.
- 8b. Grandberry, Ken, RB, Washington (from New England)
9. Choice to Miami
10. Choice to Cleveland
11. Hodgins, Norm, DB, LSU
12. Sevy, Jeff, DT, California
13. Barnes, Joe, QB, Texas Tech
14. Vellano, Paul, DT, Maryland

15. Alexander, Oliver, TE, Grambling
16. Geist, Randy, DB, Colorado
17. Holland, Craig, QB, Texas-Arlington

1975 (Jan. 28-29)

1. Payton, Walter, RB, Jackson State
2. Hartenstine, Mike, DE, Penn State
3. Choice to Baltimore
4. Livers, Virgil, DB, Western Kentucky
- 5a. Choice to Washington
- 5b. Sorey, Revie, G, Illinois (from NO)
- 6a. Avellini, Bob, QB, Maryland
- 6b. Hicks, Tom, LB, Illinois (from Los Angeles Rams)
- 7a. Choice to Baltimore
- 7b. Douthitt, Earl, DB, Iowa (from WAS)
- 8a. Choice to Baltimore through Denver
- 8b. Harris, Joe, LB, Georgia Tech (from NE)
9. Stillwell, Roger, DT, Stanford
- 10a. Choice to Miami
- 10b. Julius, Mike, G, St. Thomas (MN) (from LAR)
11. Dean, Mike, K, Texas
12. Plank, Doug, DB, Ohio State
13. McDaniel, Charles, RB, La. Tech
14. Hartfield, Walter, RB, SW Texas St.
15. Marcantonio, Steve, WR, Miami (FL)
16. Beckman, Witt, WR, Miami (FL)
17. Harper, Roland, DB, Louisiana Tech

1976 (April 8-9)

- 1a. Lick, Dennis, T, Wisconsin (from GB)
- 1b. Choice to Detroit
2. Choice to Pittsburgh
- 3a. Baschnagel, Brian, WR, Ohio State (from New England)
- 3b. Choice to Detroit
- 4a. Sciarra, John, DB, UCLA
- 4b. Rhodes, Wayne, DB, Alabama (from Detroit)
5. Choice to Baltimore
- 6a. Jiggetts, Dan, T, Harvard (from CLE)
- 6b. Choice forfeited
7. Muckensturm, Jerry, LB, Arkansas St.
8. Choice to Oakland
9. Choice to Philadelphia
10. Choice to Washington
11. Andersen, Norm, WR, UCLA
12. O'Leary, John, RB, Nebraska
13. Kasowski, Dale, RB, North Dakota
14. Cuie, Ron, RB, Oregon State
15. Meyers, Jerry, DT, Northern Illinois
16. Parker, Ronald, TE, TCU
17. Malham, Mike, LB, Arkansas State

1977 (May 3-4)

1. Albrecht, Ted, T, California
2. Spivey, Mike, DB, Colorado
- 3a. Earl, Robin, RB, Washington (from New York Giants)
- 3b. Choice to Miami
4. Choice to Pittsburgh
5. Choice to Oakland
- 6a. Evans, Vince, QB, USC (from TB)
- 6b. Choice to Philadelphia
7. Butler, Gerald, WR, Nicholls St.

8. Choice to New York Jets
9. Buonamici, Nick, DT, Ohio State
10. Breckner, Dennis, DE, Miami (FL)
11. Zelencik, Connie, C, Purdue
12. Irvin, Terry, DB, Jackson State

1978 (May 2-3)

1. Choice to LA Rams
2. Choice to San Francisco
3. Shearer, Brad, DT, Texas
4. Choice to Kansas City
5. Choice to Cincinnati
- 6a. Skibinski, John, RB, Purdue (from KC)
- 6b. Ieremia, Mekeli, DE, BYU
7. Jones, Herman, WR, Ohio State
8. Freitas, George, TE, California
9. Martin, Mike, LB, Kentucky
10. Zambiasi, Ben, LB, Georgia
11. Underwood, Walt, DE, USC
12. Sibley, Lew, LB, LSU

1979 (May 3-4)

- 1a. Hampton, Dan, DT, Arkansas (from Tampa Bay)
- 1b. Harris, Al, DE, Arizona State
2. Watts, Rickey, WR, Tulsa
3. McClendon, Willie, RB, Georgia
4. Choice to Cincinnati
5. Choice to Dallas
6. Sullivan, John, LB, Illinois
7. Kunz, Lee, LB, Nebraska
8. Moss, Rick, DB, Purdue
9. Heavens, Jerome, RB, Notre Dame
10. Restic, Joe, DB, Notre Dame
11. Wright, Bob, T, Cincinnati
12. Becker, Dave, DB, Iowa

1980 (April 29-30)

1. Wilson, Otis, LB, Louisville
2. Suhey, Matt, RB, Penn State
3. Choice to Dallas
4. Thompson, Arland, G, Baylor
5. Tabor, Paul, C, Oklahoma
6. Guess, Mike, DB, Ohio State
7. Tolbert, Emanuel, WR, SMU
8. Clark, Randy, G, Northern Illinois
9. Schonert, Turk, QB, Stanford
10. Stephens, Willie, DB, Texas Tech
11. Judge, Chris, DB, TCU
12. Fisher, Robert, TE, SMU

1981 (April 28-29)

1. Van Home, Keith, T, USC
- 2a. Singletary, Mike, LB, Baylor (from SF)
- 2b. Choice to San Francisco
3. Margerum, Ken, WR, Stanford
4. Bell, Todd, DB, Ohio State
5. Choice to San Francisco
6. Henderson, Reuben, DB, So. Dak St.
7. Fisher, Jeff, DB, USC
8. Zettek, Scott, DT, Notre Dame
9. Ditta, Frank, G, Baylor
10. Clifford, Tim, QB, Indiana
11. Johnson, Lonnie, RB, Indiana
12. Shuprty, Bob, LB, New Mexico

1982 (April 27-28)

1. McMahon, Jim, QB, BYU
2. Choice to Tampa Bay
3. Wrightman, Tim, TE, UCLA
4. Gentry, Dennis, RB, Baylor
- 5a. Hartnett, Perry, G, SMU
- 5b. Tabron, Dennis, DB, Duke (from SD)
6. Becker, Kurt, G, Michigan
7. Waechter, Henry, DT, Nebraska
8. Doerger, Jerry, T, Wisconsin
9. Hatchett, Mike, DB, Texas
10. Turner, Joe, DB, USC
11. Bolioux, Guy, LB, Wisconsin
12. Young, Ricky, LB, Oklahoma State

1983 (April 26-27)

- 1a. Covert, Jim, T, Pittsburgh
- 1b. Gault, Willie, WR, Tennessee (from Tampa Bay)
2. Richardson, Mike, DB, Arizona State
3. Duerson, Dave, DB, Notre Dame
- 4a. Thayer, Tom, C, Notre Dame
- 4b. Dunsmore, Pat, TE, Drake (from SD)
5. Choice to New England
6. Choice to Cleveland
7. Choice to Cleveland
- 8a. Dent, Richard, DE, Tennessee State
- 8b. Bortz, Mark, DT, Iowa (from SD)
- 9a. Fada, Rob, G, Pittsburgh
- 9b. Favagnin, Mark, LB, Notre Dame (from Cleveland)
10. Hutchison, Anthony, RB, Texas Tech
11. Worthy, Gary, RB, Wilmington
- 12a. Williams, Oliver, WR, Illinois (from SF)
- 12b. Choice to San Diego

1984 (May 1-2)

1. Marshall, Wilber, LB, Florida
2. Rivera, Ron, LB, California
3. Humphries, Stefan, G, Michigan
4. Andrews, Tom, G, Louisville
5. Choice to Washington
6. Choice to Dallas
7. Robertson, Nakita, RB, Cent. Arkansas
8. Anderson, Brad, WR, Arizona
- 9a. Choice to San Francisco
- 9b. Casale, Mark, QB, Montclair State (from CLE)
- 10a. Vestman, Kurt, TE, Idaho
- 10b. Gayle, Shaun, DB, Ohio State (from CLE)
- 11a. Choice to LA Rams
- 11b. Butkus, Mark, DT, Illinois (from CLE)
- 12a. Choice to Miami
- 12b. Jordan, Donald, RB, Houston (from CLE)

1985 (April 30 - May 1)

1. Perry, William, DT, Clemson
2. Phillips, Reggie, DB, SMU
3. Maness, James, WR, TCU
4. Butler, Kevin, K, Georgia
5. Choice to New York Jets
6. Choice to LA Rams
7. Bennett, Charles, DE, SW Louisiana
8. Buxton, Steve, T, Indiana State
9. Sanders, Thomas, RB, Texas A&M

10. Coryatt, Pat, DT, Baylor
11. Morrissey, Jim, LB, Michigan State
12. Choice to San Diego

1986 (April 29-30)

1. Anderson, Neal, RB, Florida
2. Jackson, Vestee, DB, Washington
3. Williams, David, WR, Illinois
4. Blair, Paul, T, Oklahoma State
5. Barnes, Lew, WR, Oregon
6. Powell, Jeff, RB, Tennessee
7. Jones, Bruce, DB, North Alabama
8. Douglass, Maurice, DB, Kentucky
9. Teltschik, John, P, Texas
10. Hundley, Barton, DB, Kansas State
11. Kozlowski, Glen, WR, BYU
12. Choice to San Diego

1987 (April 28-29)

1. Harbaugh, Jim, QB, Michigan
2. Morris, Ron, WR, SMU
3. Choice to Cleveland through LA Rams for Doug Flutie
- 4a. Smith, Sean, DE, Grambling (from Los Angeles Rams)
- 4b. Choice to LA Raiders
- 5a. Bryan, Steve, DE, Oklahoma (from Houston)
- 5b. Johnson, Will, LB/DE, NE Louisiana
- 6a. Adickes, John, C, Baylor (from Los Angeles Raiders)
- 6b. Choice to Los Angeles Rams
7. Harris, Archie, T, William & Mary
8. Migliazzo, Paul, LB, Oklahoma
9. Heimuli, Lakei, FB, BYU
10. Chapura, Dick, DT, Missouri
11. Jessie, Tim, RB, Auburn
12. Jeffries, Eric, DB, Texas

1988 (April 24-25)

- 1a. Muster, Brad, FB, Stanford
- 1b. Davis, Wendell, WR, LSU (from WAS for Wilber Marshall)
2. Jones, Dante, LB, Oklahoma
3. Jarvis, Ralph, DE, Temple
4. Thornton, Jim, TE, Cal. St.-Fullerton
5. Johnson, Troy, LB, Oklahoma
6. Stinson, Lemuel, CB, Texas Tech
7. Rentie, Caesar, T, Oklahoma
- 8a. Tate, David, S, Colorado (from NE for Doug Flutie)
- 8b. Reed, Harvey, RB, Howard
9. Magee, Rogie, WR, LSU
10. Porter, Joel, T, Baylor
11. Forch, Steve, LB, Nebraska
12. Clark, Greg, LB, Arizona State

1989 (April 23-24)

- 1a. Woolford, Donnell, DB, Clemson (from LA Raiders for Willie Gault)
- 1b. Armstrong, Trace, DE, Florida (from WAS for Wilber Marshall)
- 1c. (To Miami for Dolphins' 2nd and 3rd-round picks)
- 2a. Roper, John, LB, Texas A&M (from MIA for CHI first-round pick)
- 2b. Zawatson, Dave, T, California

- 3a. Fontenot, Jerry, C, Texas A&M (from MIA for CHI first-round pick)
- 3b. Choice to Philadelphia
- 4a. Paul, Markus, S, Syracuse (from LA Raiders for fourth- and sixth-rounders)
- 4b. Choice to WAS through LA Raiders
- 5a. Green, Mark, RB, Notre Dame (from PHI)
- 5b. Gilbert, Greg, LB, Alabama
6. Choice to LA Raid with CHI fourth for Raiders' fourth
- 7a. Brothers, Richard, S, Arkansas (from PHI)
- 7b. Snyder, Brent, QB, Utah State
- 8a. Woods, Tony, DT, Oklahoma (from PHI)
- 8b. Dyko, Chris, T, Washington State
- 9a. Harper, LaSalle, LB, Arkansas (from PHI)
- 9b. Sanders, Byron, RB, Northwestern
- 10a. Millikan, Todd, TE, Nebraska (from PHI)
- 10b. Simpson, John, WR, Baylor
- 11a. Nelms, Joe, DT, California (from PHI)
- 11b. Streecher, George, S, Notre Dame
- 12a. Weygand, Freddy, WR, Auburn (from PHI)
- 12b. Phillips, Anthony, G, Oklahoma

1990 (April 22-23)

1. Carrier, Mark, S, USC
- 2a. Washington, Fred, DT, TCU
- 2b. Cox, Ron, LB, Fresno State (from SD in McMahon trade)
- 3a. Ryan, Tim, DT, USC
- 3b. Willis, Peter Tom, QB, Florida State (from Raiders in Willie Gault trade)
4. Moss, Tony, WR, LSU
5. Chaffey, Pat, FB, Oregon State
6. Mangum, John, DB, Alabama
- 7a. Choice to LA Raiders
- 7b. Anderson, Bill, C, Iowa (from Raiders for CHI seventh-round pick)
8. Rouse, James, RB, Arkansas
9. Bailey, Johnny, RB, Texas A&I
10. Price, Terry, DT, Texas A&M
- 11a. White, Brent, DE, Michigan
- 11b. Matusz, Roman, T, Pittsburgh (from Raiders for CHI seventh-round pick)
12. Cooney, Anthony, DB, Arkansas

1991 (April 21-22)

1. Thomas, Stan, T, Texas
2. Zoric, Chris, DT, Notre Dame
3. Gardocki, Chris, P/K, Clemson
4. Johnson, Joe, CB, NC State
5. Morgan, Anthony, WR, Tennessee
6. Lewis, Darren, RB, Texas A&M
7. Justin, Paul, QB, Arizona State
8. Horton, Larry, DB, Texas A&M
9. Stonebreaker, Michael, LB, No. Dame
10. Backes, Tom, DE, Oklahoma
11. Long, Stacy, G, Clemson
12. Cook, John, DT, Washington

1992 (April 26-27)

1. Spellman, Alonzo, DT, Ohio State
2. Auzenne, Troy, T, California
3. Lincoln, Jeremy, CB, Tennessee
4. Furrer, Will, QB, Virginia Tech
5. Harrison, Todd, TE, NC State
6. Berry, Mark, DB, Texas
7. Brown III, John, WR, Houston
8. Choice to NY on 8/18/91 for Ron Mattes
9. Jurkovic, Mirko, G, Notre Dame
10. Fisher, Nikki, FB, Virginia
11. Age, Louis, T, SW Louisiana
12. Wilson, Chris, LB, Oklahoma

1993 (April 25-26)

1. Conway, Curtis, WR/KR, USC
2. Simpson, Carl, DT, Florida State
3. Gedney, Chris, TE, Syracuse
- 4a. Choice to Indianapolis for fourth- and sixth-round picks
- 4b. Perry, Todd, G, Kentucky (from CLE in Jay Hilgenberg trade)
- 4c. Baker, Myron, LB, La. Tech (from IND)
- 4d. Fontenot, Al, DE, Baylor (from GB for CHI 5th & 6th from IND)
5. Traded with 6th-round pick to GB for 4th-round
6. Hoffmann, Dave, MLB, Washington
7. Johnson, Keshon, CB, Arizona
8. To Seattle for restricted free agent Joe Cain

1994 (April 24-25)

1. Thiery, John, DE, Alcorn State
2. Spears, Marcus, T, NW St. (LA)
3. Flanigan, Jim, DT, Notre Dame
4. Harris, Raymont, FB, Ohio State
5. (from Dallas on 8/17/93 with V. Smith and Minter for Roper, Blackwell, and Paul; traded to PIT 10/19/93 for RB Tim Worley)
6. Hill, Lloyd, WR, Texas Tech
7. Collier, Dennis, S, Colorado

1995 (April 22-23)

1. Salaam, Rashaan, RB, Colorado
- 2a. Riley, Pat, DL, Miami (FL)
- 2b. Sauerbrun, Todd, P, West Virginia (from Miami on 4/4/95 for Trace Armstrong)
- 3a. Harris, Sean, LB, Arizona
- 3b. Pilgrim, Evan, G, BYU (from Miami for Trace Armstrong)
4. Jackson, Jack, WR, Florida
5. (To Pittsburgh on 4/29/94 for Jeff Graham)
- 6a. Gales, Kenny, CB, Wisconsin
- 6b. Reeves, Carl, DE, North Carolina St. (from Dallas 8/17/93)
7. Cox, Jamal, LB, Georgia Tech

1996 (April 20-21)

- 1a. Harris, Walt, CB, Miss. St. (from STL)
- 1b. (To STL with third- and sixth-round picks for first-round pick)
2. Ingram, Bobby, WR, Penn St.

3. (Traded to STL with CHI first- and sixth-round picks)
4. Grasmanis, Paul, DT, Notre Dame
5. Villarrial, Chris, C/G, Indiana (PA)
- 6a. Clark, Jon, T Temple
- 6b. (To STL - CHI got pick from DAL in Jim Schwantz trade 8/28/94)
- 7a. Keyes, Marcus, DT, North Alabama
- 7b. Hicks, Michael, RB, So. Car. State (Compensatory pick)

1997 (April 19-20)

1. (To SEA for QB Rick Mirer and 1997 4th round pick)
2. Allred, John, TE, USC (From St. Louis for 1997 2nd and 6th round picks)
3. Sapp, Bob, G, Washington
- 4a. Austry, Darnell, RB, Northwestern (From Seattle in Mirer trade)
- 4b. Robinson, Marcus, WR, So. Carolina
5. Hiles, Van, S, Kentucky
- 6a. (To STL in 1997 2nd round pick swap)
- 6b. Swayda, Shawn, DE, Arizona State (Compensatory pick)
- 6c. Parker, Ricky, S, San Diego State (Compensatory pick)
- 6d. Hogans, Richard, LB, Memphis (Compensatory pick)
- 7a. Miano, Mike, DT, SW Mo. State
- 7b. Thomas, Marvin, DE, Memphis (Compensatory pick)

1998 (April 18-19)

1. Enis, Curtis, RB, Penn State
2. Parrish, Tony, S, Washington
3. Kreutz, Olin, C-G, Washington
4. Mayes, Alonzo, TE, Oklahoma State
5. (Pick traded to Kansas City for WR Chris Penn)
- 6a. Draft, Chris, LB, Stanford
- 6b. Mannelly, Patrick, T, Duke (Compensatory pick)
- 7a. (Pick traded to Jacksonville for OL Jimmy Herndon)
- 7b. Overhauser, Chad, G, UCLA (Pick from SF for LB Anthony Peterson)
- 7c. Moreno, Moses, QB, Colorado State (Compensatory pick)

1999 (April 17-18)

- 1a. (To WAS for first-, third-, fourth- and fifth-round picks and a third-round pick in 2000)
- 1b. McNowen Cade, QB, UCLA (from Washington)
- 2a. (To WAS for second- and fifth-round picks)
- 2b. (To OAK with fourth-rounder for second-, third- and fourth-round picks)
- 2c. Davis, Russell, DL, North Carolina (from Oakland)
- 3a. Tucker, Rex, OL, Texas A&M
- 3b. Bates, D'Wayne, WR, Northwestern (from Washington)

- 3c. Booker, Marty, WR, NW Louisiana (from Oakland)
- 4a. Holdman, Warrick, LB, Texas A&M (from Washington)
- 4b. Colvin, Rosevelt, DE, Purdue (from Oakland)
- 5a. (To San Diego in 6/98 for Sean Lee)
- 5b. Wisne, Jerry, OL, Notre Dame (from Washington)
- 5c. Samuel, Khari, LB, UMass (from Washington)
- 5d. Azumah, Jerry, CB, New Hampshire (from Kansas City)
- 6a. (To Cleveland for sixth- and seventh-round picks)
- 6b. Cook, Rashard, S, USC (from Cleveland)
- 7a. (To Cleveland for two seventh-round picks)
- 7b. (To Green Bay for Glyn Milburn)
- 7c. Sanford, Suleicio, WR, Mid. Tenn. St. (from Cleveland)
- 7d. Finn, Jim, FB, Pennsylvania (from Cleveland)

2000 (April 15-16)

1. Urlacher, Brian, LB, New Mexico
2. Brown, Mike, S, Nebraska
- 3a. White, Dez, WR, Georgia Tech
- 3b. Lyman, Dustin, TE, Wake Forest (from Washington)
- 4a. (to STL for fourth-, fifth- and seventh-round picks)
- 4b. Austin, Reggie, CB, Wake Forest (from St. Louis)
- 5a. (to New Orleans for WR Eddie Kennison)
- 5b. (to San Francisco for sixth- and seventh-round picks)
- 6a. Murphy, Frank, RB, Kansas State (from San Francisco)
- 6b. Edinger, Paul, K, Michigan State
- 7a. (to Cleveland with another seventh for three seventh-rounders)
- 7b. (to Tennessee for LB Lemanski Hall)
- 7c. Cotton, James, DE, Ohio State (from Cleveland)
- 7d. (to Miami for P Brent Bartholomew)
- 7e. Green, Michael, S, NW St. (LA) (from Cleveland)

2001 (April 21-22)

1. Terrell, David, WR, Michigan
2. Thomas, Anthony, RB, Michigan
3. Gandy, Mike, OG, Notre Dame
4. Riley, Karon, DE, Minnesota
5. Robertson, Bernard, OG, Tulane
6. (to SF for DB R.W. McQuarters)
7. Capel, John, WR, Florida

2002 (April 20-21)

1. Colombo, Marc, OT, Boston Coll.
2. (to Dallas)
- 3a. Williams, Roosevelt, CB, Tuskegee (from Dallas)
- 3b. Metcalf, Terrence, T-G, Mississippi
4. Brown, Alex, DE, Florida

- 5a. Gray, Bobby, SS, Louisiana Tech (from Dallas)
- 5b. Knight, Bryan, LB, Pittsburgh
- 6a. Peterson, Adrian, RB, Ga. Southern (from Miami)
- 6b. Elliott, Jamin, WR, Delaware
- 6c. Fletcher, Bryan, TE, UCLA (Compensatory)
7. (to Miami)

2003 (April 26-27)

- 1a. Haynes, Michael, DE, Penn State (from New England through Buffalo)
- 1b. Grossman, Rex, QB, Florida (from NY Jets)
2. Tillman, Charles, CB, La.-Lafayette
3. Briggs, Lance, LB, Arizona
- 4a. Johnson, Todd, FS, Florida
- 4b. Scott, Ian, DT, Florida (from NY Jets)
- 5a. Wade, Bobby, WR, Arizona
- 5b. Gage, Justin, WR, Missouri (from Jacksonville)
- 5c. LaFavor, Tron, DT, Florida (Compensatory)
- 6a. Odum, Joe, LB, Purdue (from Miami)
- 6b. Forsey, Brock, RB, Boise State (Compensatory)
7. Anderson, Bryan, G, Pittsburgh (Compensatory)

2004 (April 24-25)

1. Harris, Tommie, DT, Oklahoma
2. Johnson, Tank, DT, Washington
3. Berrian, Bernard, WR, Fresno State
- 4a. Vasher, Nathan, CB, Texas
- 4b. Joe, Leon, LB, Maryland (from SF)
- 5a. Harriott, Claude, DE, Pittsburgh (from San Francisco)
- 5b. Krenzel, Craig, QB, Ohio State (to Washington for FB Bryan Johnson)
7. Marshall, Alfonso, CB, Miami (FL)

2005 (April 23-24)

1. Benson, Cedric, RB, Texas
2. Bradley, Mark, WR, Oklahoma
3. (to Miami for DE Adewale Ogunleye)
4. Orton, Kyle, QB, Purdue
5. Currie, Airese, WR, Clemson
6. Harris, Chris, S, Louisiana-Monroe
7. Wilson, Rodriques, LB, South Carolina

2006 (April 29-30)

1. (to Buffalo for second and third-round picks)
- 2a. Manning, Daneal, S, Ab. Christian (from Buffalo)
- 2b. Hester, Devin, CB, Miami (FL)
- 3a. Dvoracek, Dusty, DT, Oklahoma (from Buffalo)
- 3b. (to Carolina for CB Ricky Manning, Jr.)
4. Williams, Jamar, LB, Arizona State
5. Anderson, Mark, DE, Alabama
- 6a. Runnels, J.D., FB, Oklahoma
- 6b. Reed, Tyler, G, Penn State (from Seattle)
7. (to Miami for LB Brendon Ayanbadejo)

2007 (April 28-29)

1. Olsen, Greg, TE, Miami (FL)
- 2a. (to San Diego from Washington through NY Jets)
- 2b. Bazuin, Dan, DE, C. Michigan (from SD)
- 2c. (to Green Bay from NY Jets for RB Thomas Jones)
- 3a. Wolfe, Garrett, RB, Northern Illinois (from SD)
- 3b. Okwo, Michael, LB, Stanford
4. Beekman, Josh, G, Boston College
- 5a. Payne, Kevin, S, Louisiana-Monroe (from SD)
- 5b. Graham, Corey, DB, New Hampshire
6. (to Washington for S Adam Archuleta)
- 7a. McBride, Trumaine, CB, Mississippi (from SF through CLE)
- 7b. Brant, Aaron, T, Iowa State

2008 (April 26-27)

1. Williams, Chris, OT, Vanderbilt
2. Forté, Matt, RB, Tulane
- 3a. Bennett, Earl, WR, Vanderbilt (from San Francisco)
- 3b. (to San Francisco)
- 3c. Harrison, Marcus, DT, Arkansas (from San Diego)
- 4a. (to Miami)
- 4b. Steltz, Craig, S, LSU (from TB)
- 5a. Bowman, Zackary, CB, Nebraska (from Carolina)
- 5b. (to Dallas through Buffalo and Jacksonville)
- 5c. Davis, Kellen, TE, Michigan State (from SEA through JAX and TB)
6. (to Tampa Bay)
- 7a. Baldwin, Ervin, DE, Mich. State (from Miami)
- 7b. Adams, Chester, G, Georgia
- 7c. LaRocque, Joey, LB, Oregon State (Compensatory)
- 7d. Barton, Kirk, T, Ohio State (Compensatory)
- 7e. Monk, Marcus, WR, Arkansas (Compensatory)

2009 (April 26-27)

1. (to Denver for QB Jay Cutler)
2. (to Seattle)
- 3a. (to Denver for QB Jay Cutler)
- 3b. Gilbert, Jarron, DT, San Jose State (from Seattle)
- 3c. Iglesias, Jaquinn, WR, Oklahoma (Compensatory)
- 4a. Melton, Henry, DE, Texas (from Seattle)
- 4b. Moore, D.J., CB, Vanderbilt
- 5a. Knox, Johnny, WR, Ab. Christian (from Denver via Seattle)
- 5b. Freeman, Marcus, LB, Ohio State
6. Afalava, Al, S, Oregon State
- 7a. (to TB for G Dan Buenning)
- 7b. Louis, Lance, TE, San Diego State (Compensatory)
- 7c. Kinder, Derek, WR, Pittsburgh (Compensatory)

2010 (April 22-24)

1. (to Denver for QB Jay Cutler)
2. (to Tampa Bay for DE Gaines Adams)
3. Wright, Major, S, Florida
4. Wootton, Corey, DE, Northwestern
5. Moore, Joshua, CB, Kansas State
6. LeFevour, Dan, QB, Central Mich.
7. Webb, J'Marcus, T, West Texas A&M

2011 (April 28-30)

1. Carimi, Gabe, T, Wisconsin
- 2a. Paea, Stephen, DT, Oregon State
- 2b. (to Washington for 2nd & 4th rd. picks)
3. Conte, Chris, S, California
4. (to Washington)
5. Enderle, Nathan, QB, Idaho
6. Thomas, J.T., LB, West Virginia
7. Unga, Harvey, RB, BYU (selected in 2010 Supplemental Draft)

2012 (April 26-28)

1. McClellin, Shea, DE, Boise State
2. Jeffery, Alshon, WR, South Carolina
- 3a. (to Miami for WR Brandon Marshall from Carolina)
- 3b. Hardin, Brandon, S, Oregon State
4. Rodriguez, Evan, TE, Temple
5. (to St. Louis)
6. Frey, Isaiah, CB, Nevada
7. McCoy, Greg, CB, TCU

2013 (April 25-27)

1. Long, Kyle, G, Oregon
2. Bostic, Jonathan, LB, Florida
3. (to Miami for WR Brandon Marshall from Carolina)
4. Greene, Khaseem, LB, Rutgers
- 5a. (to Atlanta for 5b)
- 5b. Mills, Jordan, T, Louisiana Tech
6. Washington, Cornelius, DE, Georgia
7. (to NE for Brian Price from TB)
- 7b. (from Atlanta) Wilson, Marquess, WR, Wash. St.

2014 (May 8-10)

1. Fuller, Kyle, CB, Virginia Tech
2. Ferguson, Ego, DT, LSU
3. Sutton, Will, DT, Arizona State
- 4a. Carey, Ka'Deem, RB, Arizona
- 4b. Vereen, Brock, S, Minnesota (from Denver)
5. (to Denver for 4th and 7th)
- 6a. Fales, David, QB, San Jose State
- 6b. O'Donnell, Pat, P, Miami (FL) (from Tampa Bay for T Gabe Carimi)
- 7a. (to Dallas for TE Dante Rosario)
- 7b. Leno, Charles, T, Boise State (from Denver)

2015 (April 30 - May 2)

1. White, Kevin, WR, West Virginia
2. Goldman, Eddie, DT, Florida State
3. Grasu, Hroniss, C, Oregon
4. Langford, Jeremy, RB, Michigan St.
- 5a. Amos, Adrian, S, Penn State (from NY Jets for WR B. Marshall)
- 5b. (to Denver)

6. Fabuluje, Tayo, G, TCU
7. (to NY Jets for WR Brandon Marshall)

2016 (April 28-30)

- 1a. Floyd, Leonard, LB, Georgia (from Tampa Bay)
1b. (to Tampa Bay)
2a. (to Buffalo)
2b. (from Buffalo to Seattle)
2c. Whitehair, Cody, G, Kansas St. (from Seattle)
3. Bullard, Jonathan, DE, Florida
4a. (to Tampa Bay)
4b. Kwiatkoski, Nick, LB, West Virginia (from LA Rams)
4c. (from Buffalo to LA Rams)
4d. Bush, Deon, CB, Miami (FL) (from Seattle)
4e. Hall, Deiondre', CB, Northern Iowa (from NE for TE Martellus Bennett)
5. Howard, Jordan, RB, Indiana
6a. Houston-Carson, DeAndre, S, William & Mary
6b. (from NE for LB Jonathan Bostic; back to NE in TE Martellus Bennett trade)
6c. (from Carolina for DE Jared Allen to LA Rams)
7. Braverman, Daniel, WR, W. Michigan

2017 (April 27-29)

1. Trubisky, Mitchell, QB, North Carolina (from SF)
1a. (to SF)
2. Shaheen, Adam, TE, Ashland (from ARI)
3. (to SF)
4a. (to SF)
4b. Jackson, Eddie, DB, Alabama

- (from Buffalo)
4c. Cohen, Tarik, RB, North Carolina A&T (from Arizona)
5. Morgan, Jordan, OL, Kutztown, Pa.
6. (to Los Angeles Rams)
7. (to Arizona)

2018 (April 26-28)

1. Smith, Roquan, LB, Georgia
2a. Daniels, James, OL, Iowa
2b. Miller, Anthony, WR, Memphis
3. (to San Francisco)
4a. (to New England)
4b. Iyieguniwe, Joel, LB, W. Kentucky
5. Nichols, Bilal, DL, Delaware
6. Fitts, Kylie, LB, Utah
7. Wims, Javon, WR, Georgia

2019 (April 25-27)

1. (to Oakland)
2. (to New England)
3a. Montgomery, David, RB Iowa State
3b. (to New England)
4. Ridley, Riley, WR, Georgia
5. (to New England)
6. Shelley, Duke, CB, Kansas St. (from NE)
7a. Whyte, Kerrith, RB, FAU (from PHI)
7b. Denmark, Stephen, CB, Valdosta St.

2020 (April 23-25)

1. (to Oakland)
2a. Kmet, Cole, TE, Notre Dame (from Raiders)
2b. Johnson, Jaylon, CB, Utah
3. (to Raiders)
4a. (to New England)
4b. (compensatory traded to JAX)
5a. Gipson, Trevis, OLB, Tulsa (from CLE)
5b. Vildor, Kindle, DB, Georgia Southern

- 5c. Mooney, Darnell, WR, Tulane (from Baltimore)
6. (to Philadelphia)
7a. Hambright, Arlington, OL, Colorado (from LVR)
7b. Simmons, Lachavious, OL, Tennessee State (from Indianapolis)
7c. (to Philadelphia)

MOST SELECTED BY POSITION

The following reflects the amount of players selected by the Bears at each position in the first seven rounds of the NFL draft dating back to 1936 (at least two or more selections).

Round 1

Pos	Tot.	Last Selection
RB	16	2005, Cedric Benson
T	13	2011, Gabe Carimi
QB	9	2017, Mitchell Trubisky
DE	9	2012, Shea McClellin
B	8	1959, Don Clark

Round 2

Pos	Tot.	Last Selection
RB	11	2008, Matt Forté
CB	10	2020, Jaylon Johnson
DT	8	2015, Eddie Goldman
WR	8	2018, Anthony Miller
T	7	1994, Marcus Spears

Round 3

Pos	Tot.	Last Selection
WR	12	2009, Juaquin Iglesias
G	9	2001, Mike Gandy
B	8	1961, Claude Gibson
T	7	2002, Terrence Metcalif
DT	7	2014, Will Sutton

Round 4

Pos	Tot.	Last Selection
DB	12	2017, Eddie Jackson
T	10	1986, Paul Blair
RB	9	2017, Tarik Cohen
G	9	2007, Josh Beekman
LB	9	2018, Joel Iyieguniwe

Round 5

Pos	Tot.	Last Selection
WR	8	2020, Darnell Mooney
LB	7	2020, Trevis Gipson
G	7	2001, Bernard Robertson
B	6	1961, Keith Lincoln
T	6	2013, Jordan Mills

Round 6

Pos	Tot.	Last Selection
B	14	1961, George Fleming
LB	9	2018, Kylie Fitts
T	8	1996, Jon Clark
QB	8	2014, David Fales
RB	7	2006, J.D. Runnels

Round 7

Pos	Tot.	Last Selection
T	13	2014, Charles Leno
WR	12	2018, Javon Wims
G	8	2020, Lachavious Simmons
B	8	1965, Mickey Sutton
CB	7	2019, Stephen Denmark
DE	6	2008, Ervin Baldwin
E	6	1967, John Truitt
LB	6	2008, Joey LaRocque
QB	6	1998, Moses Moreno

This is a list of the jersey numbers and the players who wore them in the regular season (not pre-season or training camp).

1

Jim Conzelman (1920)
 Paddy Driscoll (1920, 1926-29)
 Jake Lanum (1920-24)
 Oscar Johnson (1924)
 Lee Artoe (1940-43)
 Jeff Jaeger (1996-99)
 Ryan Quigley (2012)
 Mike Nugent (2017)
 Cody Parkey (2018)

2

Joe LeFleur (1922-25)
 Ralph King (1925)
 Link Lyman (1926-34)
 Dick Nesbitt (1930-33)
 Bill Pollock (1935-36)
 Gary Famiglietti (1938-45)
 Doug Flutie (1986)
 Will Furrer (1992)
 Mike Horan (1998)
 Paul Edinger (2000-04)
 Jason Campbell (2012)
 Jordan Palmer (2013)
 Brian Hoyer (2016)
 Cairo Santos (2017)

3

Ed Sternaman (1920-30)
 Robert Koehler (1920-21)
 Clifford Ashburn (1930)
 Bronko Nagurski (1930-37; 43)
 Albert Johnson (1938)
 Lewis Hamity (1941)
 Dante Magnani (1943, 46, 49)
 Jim Fordham (1944-45)
 Eddie Allen (1947)
 Wally Dreyer (1949)

RETIRED FOR NAGURSKI

4

Pard Pearce (1920-22)
 Johnny Bryan (1922-25)
 Joe Sternaman (1922-25; 1927-30)
 Keith Molesworth (1931-38)
 Reino Nori (1938)
 Harry Clarke (1940-43)
 Dante Magnani (1943, 46, 49)
 Frank Maznicki (1942)
 Tip Mooney (1944-46)
 Nick Sacrinty (1947)
 John Roveto (1982)

Steve Fuller (1984-87)
 Jim Harbaugh (1988-93)
 Steve Walsh (1994-95)
 Moses Moreno (1998)
 Brad Maynard (2001-10)
 Jay Feely (2014)
 Spencer Lanning (2015)
 Connor Barth (2016-17)
 Chase Daniel (2018-19)

5

Charley Dressen (1920)
 Ken Huffine (1921)
 Carl Hanke (1922)
 George Bolan (1921-24)
 Laurie Walquist (1922-31)
 Bill Buckler (1926-31)
 George Corbett (1932-38)
 Anton Stolfa (1939)
 Robert MacLeod (1939-40)
 George McAfee (1940-50)
 Billy Stone (1951-54)

RETIRED FOR McAFEE

6

Sid Gepford (1920)
 Jim Kendricks (1924)
 Hec Garvey (1922-25)
 Bill Senn (1926-31)
 Bernie Leahy (1932)
 Gene Ronzani (1933-40)
 John Siegal (1939-43)
 Don Kindt (1947-56)
 Hans Nielsen (1981)
 Kevin Butler (1985-95)
 Jay Cutler (2009-16)
 Mark Sanchez (2017)

7

George Halas (1920-29)
 Joseph Lintzenich (1930-31)
 John Sisk (1932-36)
 Ernest Rentner (1936-37)
 John Oelerich (1938)
 Edgar Manske (1938-40)
 Bill Geyer (1942)
 Ed Sprinkle (1944-55)
 John Huarte (1972)
 Bob Avellini (1975-84)

RETIRED FOR HALAS

8

Leo Johnson (1920)
 Pete Stinchcomb (1921-22)
 Johnny Bryan (1922-25)
 Roy White (1925, 1927-29)
 Carl Brumbaugh (1930-37)

Al Moore (1932)
 George Grosvenor (1935-36)
 Charles Heileman (1939)
 Hugh Gallarneau (1941-42, 45-47)
 Dante Magnani (1943, 46, 49)
 Bill Glenn (1944-45)
 James Canady (1948-49)
 Vince Evans (1977-83)
 Maury Buford (1985-86, 89-91)
 Mike Hohensee (1987)
 Pat O'Neill (1995)
 Carlos Huerta (1996)
 Cade McNown (1999-2000)
 Rex Grossman (2003-08)
 Adam Podlesh (2011-13)
 Jimmy Clausen (2014-15)
 Mike Glennon (2017)

9

Johnny Bryan (1922-25)
 Roy White (1925, 1927-29)
 Clifford Lemon (1926)
 Walter Holmer (1929-30)
 Paul Franklin (1930-34)
 John Bettridge (1937)
 Ray Buivid (1937-38)
 Bill Osmani (1939-45)
 Dick Flanagan (1948-49)
 Bob Williams (1951-53)
 William Wade (1961-66)
 Virgil Carter (1977)
 John Roveto (1981)
 Jim McMahon (1982-88)
 Shane Matthews (1993-96, 99-01)
 Chad Hutchinson (2004)
 Robbie Gould (2005-15)
 David Fales (2016)
 Tyler Bray (2018, 2019)

10

Burt Ingwerson (1920-21)
 Gus Fetz (1923)
 Oscar Johnson (1924)
 Milton Romney (1925-29)
 Leland Elnes (1929)
 Leo Jenvold (1931)
 Jack Manders (1933-40)
 Arthur Buss (1934-35)
 John Petty (1942)
 Noah Mullins (1946-49)
 Al Campana (1950-53)
 Tom O'Connell (1953)
 Rudy Bukich (1963-68)
 Bobby Douglass (1970-76)
 John Duvic (1987)
 Peter Tom Willis (1990-93)
 Anthony Brooks (1993-94)

Mark Butterfield (1996)
 Jaret Holmes (1999)
 Louie Aguiar (2000)
 Henry Burris (2002)
 Kordell Stewart (2003)
 Doug Brien (2005)
 Richmond McGee (2009)
 Todd Collins (2010)
 Nathan Endelre (2011)
 Olindo Mare (2012)
 Marquess Wilson (2013-16)
 Mitchell Trubisky (2017-19)

11

Andy Feichtinger (1920-21)
 Oscar Knop (1923-28)
 Leland Elnes (1929)
 Lennon Blackman (1930)
 Link Lyman (1926-28, 30-31, 33-34)
 Harold Ely (1932)
 John Doeiring (1932-37)
 Arthur Buss (1934-35)
 Joe Maniaci (1938-41)
 Frank Morris (1942)
 Bill Geyer (1942-43, 46)
 Russ Reader (1947)
 Fred Evans (1948)
 Julie Rykovich (1949-51)
 Jim Haluska (1956)
 Jack Concannon (1967-71)
 Virgil Carter (1976)
 Greg Landry (1984)
 Kevin Brown (1987)
 Brian Gowins (1999)
 Mark Hartsell (2000)
 Jeff Blake (2005)
 Roy Williams (2011)
 Josh Bellamy (2014-16)
 Kevin White (2017-18)

12

Jerry Jones (1920-21)
 Lou Usher (1921, 23)
 Abe Yourist (1923)
 Link Lyman (1926-28, 30-31, 33-34)
 John Ryan (1929)
 Frank Sullivan (1935-39)
 Anton Stolfa (1939)
 Harold Lahar (1941-43)
 Jim Benton (1943)
 Abe Croft (1944-45)
 Walter Lamb (1946)
 Steve Romanik (1950-53)
 Zeke Bratkowski (1954-59)
 Dick Norman (1961-62)
 Larry Rakestraw (1964-67)
 Rusty Lisch (1984)

Steve Bradley (1987)
 Erik Kramer (1994-98)
 Brent Bartholomew (2000)
 Chris Chandler (2002-03)
 Jonathan Quinn (2004)
 Justin Gage (2005-06)
 Caleb Hanie (2009-11)
 Josh McCown (2012-13)
 David Fales (2014-15)
 Matt Barkley (2016)
 Markus Wheaton (2017)
 Allen Robinson II (2018-19)

13

Guy Chamberlin (1920-21)
 George Trafton (1920-32)
 Joe Stydahar (1936-46)
 Monte Merkel (1942-43)
 Jake Sweeney (1944)
 Frank Ramsey (1945)
 Bob Snyder (1945)
 Thurman Garrett (1947-48)
 Jack Dugger (1949)
 Rick Mirer (1997)
 Johnny Knox (2009-12)
 Rashad Ross (2014)
 Kevin White (2016)
 Kendall Wright (2017)

14

Kile MacWherter (1920)
 JR Taylor (1921-22)
 Fred Larson (1922)
 Link Lyman (1926-28, 30-31, 33-34)
 Harold Cunningham (1929)
 Frank Don Pauley (1930)
 Lloyd Burdick (1931-32)
 Fred Crawford (1934-35)
 Dick Plasman (1937-41, 44)
 Chuck Drulis (1942)
 George Zorich (1944-46)
 Ed Cifers (1947-48)
 Wayne Hansen (1950-59)
 Willie Thrower (1953)
 Ken Gorgal (1955-56)
 Rudy Bukich (1958-59, 62)
 Bobby Douglass (1969)
 Buddy Lee (1971)
 Jim Harbaugh (1987)
 Ben Bennett (1988)
 Brian Griese (2006-07)
 Brett Basanez (2009)
 Eric Weems (2012-13)
 Antonio Holmes (2014)
 Deonte Thompson (2015-17)

15

Jim Conzelman (1920)
 Walter Veach (1920)
 Harry Englund (1920-23)
 Pat Flaherty (1923)
 Verne Mullen (1923-25)
 Bill Fleckenstein (1925-30)
 William Buckler (1926-31)
 Henry Hammond (1937)
 Al Matusa (1941-45)
 Forest Masterson (1945)
 Mike Holovak (1947-48)
 Curley Morrison (1950-53)
 Ed Brown (1954-61)
 Virgil Carter (1968-69)
 Mirro Roder (1973-74)
 Mike Phipps (1977-81)
 Dave Finzer (1984)
 Bryan Wagner (1987-88)
 Jim Miller (1999-2002)
 Josh McCown (2011)
 Brandon Marshall (2012-14)
 Joshua Bellamy (2017-18)
 Eddy Piñeiro (2019)

16

Randolph Young (1920)
 Russell Smith (1921-23)
 Ed Healey (1922-27)
 William Buckler (1926-31)
 John Polisky (1929)
 Henry Anderson (1931)
 Charles Braidwood (1932)
 Harry Richman (1929)
 George Musso (1933-44)
 Milt Vucinich (1945)
 Rudy Mucha (1945-46)
 Hank Norberg (1948)
 George Blanda (1949-58)
 Ed Cody (1949-51)
 Kent Nix (1970-71)
 Bob Thomas (1975-84)
 Tim Lashar (1987)
 Todd Sauerbrun (1995-99)
 Craig Krenzel (2004)
 Mark Bradley (2005-08)
 Patrick O'Donnell (2014-19)

17

Ross Petty (1920)
 Ralph Scott (1921-25)
 Fred Larson (1922)
 Elmer Wynne (1928)
 George Lyon (1929)
 Everett Nelson (1929)
 Milton Frump (1930)
 Jim Pederson (1932)

Joe Zeller (1938)
 Bob Snyder (1939-43)
 Pete Gudauskas (1943-44)
 Richie Petitbon (1959-68)
 Cliff Hardy (1971)
 Ike Hill (1973-74)
 Tom Barnhardt (1987)
 Sean Payton (1987)
 Quintin Smith (1990)
 Chris Gardocki (1992-94)
 Dave Krieg (1996)
 Danny Wuerrffel (2001)
 Cory Sauter (2002)
 Airese Currie (2006)
 Juaquin Iglesias (2009)
 Alshon Jeffery (2012-16)
 Dontrelle Inman (2017)
 Anthony Miller (2018-19)

18

JL Shank (1920)
 Richard Barker (1921)
 Heartley "Hunk" Anderson (1922-27)
 Ed Anderson (1923)
 Richard Murry (1924)
 Don Murry (1924-31)
 Edward Michaels (1935)
 Jim Mooney (1935)
 Joe Stydahar (1936-46)
 Edgar Manske (1937)
 Alec Shellog (1939)
 Adolph Kissell (1942)
 Joe Osmanski (1946-49)
 Fred Negus (1950)
 Ron Knox (1957)
 Jerry Moore (1971-72)
 Mike Tomczak (1985-90)
 Steve Stenstrom (1995-98)
 Chris Boniol (1999)
 Kyle Orton (2005-08)
 Dane Sanzenbacher (2011-12)
 Micheal Spurlock (2014)
 Tre McBride (2017)
 Taylor Gabriel (2018-19)

19

Chester May (1920)
 Walter "Red" May (1920)
 George Bolan (1921-24)
 Frank Hanny (1922-26)
 Earl Evans (1926-29)
 Lennon Blackmon (1930)
 Eugene Smith (1930)
 Latham Flanagan (1931)
 Charles Tackwell (1931-33)
 Dick Stahlman (1933)
 Ed Kawal (1931-36)

Lou Gordon (1938)
 John Siegal (1939-43)
 Phil Martinovich (1940)
 Bill Hempel (1942)
 Nick Keriasotis (1942-44)
 Dominic Sigillo (1943-44)
 Peter Perez (1945)
 Don Perkins (1945-46)
 Harper Davis (1950)
 Gary Huff (1973-76)
 Ray Stachowicz (1983)
 Carl Ford (2005)
 Devin Aromashodu (2009-10)
 Joe Anderson (2012-13)
 Josh Morgan (2014)
 Eddie Royal (2015-16)
 Tanner Gentry (2017)

20

Paddy Driscoll (1920, 1926-29)
 Jack Mintun (1921-22)
 Ted Drews (1928)
 Jules "Zuck" Carlson (1929-36)
 Fred Dreher (1938)
 Bob Nowaskey (1940-42)
 James Logan (1942-43)
 Fred Mundee (1943-45)
 Jim Keane (1946-51)
 Ray Gene Smith (1954-57)
 Pete Johnson (1959)
 Justin Rowland (1960)
 Bobby Jackson (1961)
 Joe Taylor (1967-74)
 Mike Adamle (1975-76)
 Reuben Henderson (1981-82)
 Kevin Potter (1983-84)
 Thomas Sanders (1985-89)
 Mark Carrier (1990-96)
 Corey Dowden (1997)
 James Allen (1998-2001)
 Roosevelt Williams (2002)
 Thomas Jones (2004-06)
 Adam Archuleta (2007)
 Craig Steltz (2008-13)
 Shaun Draughn (2014)
 Terrance Mitchell (2014-15)
 De'Vante Busby (2016)
 Prince Amukamara (2017-19)

21

Hugh Blacklock (1920-25)
 Verne Mullen (1923-25)
 Dick Sturtridge (1928-29)
 Daniel McMullen (1930-31)
 Paul Engebretsen (1932)
 Wayland Becker (1934)
 Dan Fortmann (1936-43)

Chuck Drulis (1945-50)
 Bunny Figner (1953)
 Ron Drzewiecki (1955-56)
 Perry Jeter (1956-57)
 Jon Arnett (1964-66)
 Cecil Turner (1968-73)
 Dave Gagnon (1974)
 Nemiah Wilson (1975)
 Leslie Frazier (1981-85)
 Reggie Phillips (1987)
 Donnell Woolford (1989-96)
 Darnell Autry (1997)
 Terry Cousin (1998-99)
 RW McQuarters (2000-04)
 Rashied Davis (2005)
 Dante Wesley (2006)
 Corey Graham (2007-11)
 Major Wright (2012-13)
 Ryan Mundy (2014)
 Tracy Porter (2015-16)
 Quintin Demps (2017)
 Ha Ha Clinton-Dix (2019)

22

Roy Adkins (1920-21)
 Jim McMillen (1924-29)
 Paul Schuette (1930-32)
 William Karr (1933-38)
 Saul Sherman (1939-40)
 Norm Standlee (1941)
 Lloyd Reese (1946)
 Ed Ecker (1947)
 Bobby Layne (1948)
 George Blanda (1949-58)
 SJ Whitman (1953-54)
 Jesse Castete (1956)
 Billy Martin (1962-64)
 Bill Martin (1964-65)
 Charlie Brown (1966-67)
 Ross Montgomery (1969-70)
 Cyril Pinder (1971)
 Clifton Taylor (1974)
 Johnny Musso (1975-77)
 Dave Williams (1979-81)
 Dave Duerson (1983-88)
 Johnny Bailey (1990-91)
 Robert Green (1993-96)
 Ronnie Harmon (1997)
 Shawn Wooden (2000)
 Than Merrill (2001)
 Brock Williams (2003)
 Alfonso Marshall (2004)
 Tyler Everett (2006)
 Matt Forté (2008-15)
 Cre'Von LeBlanc (2016-17)
 Kevin Toliver II (2018-19)

23

Guy Chamberlain (1920-21)
 Roy White (1925, 27-29)
 Ernie Vick (1927-28)
 Ralph Maillard (1929)
 Lyle Drury (1930-31)
 Gilbert Bergerson (1932-33)
 Victor Zizak (1934)
 Ted Rosequist (1934-36)
 Verne Oech (1936)
 Ernest Renter (1936-37)
 Aldo Forte (1939-42)
 Connie Berry (1942-46)
 Washington Serini (1948-51)
 Jerry Shipkey (1953)
 Dave Whitsell (1961-66)
 Al Dodd (1967)
 Clarence Childs (1968)
 Lee Calland (1969)
 Dick Daniels (1969-70)
 Joe Barnes (1974)
 Len Walterscheid (1977-82)
 Shaun Gayle (1984-94)
 Marty Carter (1995-98)
 Jerry Azumah (1999-2005)
 Devin Hester (2006-13)
 Kyle Fuller (2014-19)

24

Lennie High (1920)
 Heartley Anderson (1922-27)
 Chuck Kassel (1927)
 Reginald Russell (1928)
 Luke Johnso (1929-37)
 Frank Bausch (1937-40)
 Billy Hughes (1940-41)
 Fred Davis (1946-51)
 Erich Barnes (1958-60)
 Roosevelt Taylor (1961-69)
 Don Shy (1970-72)
 Willie Roberts (1973)
 Virgil Livers (1975-79)
 Jeff Fisher (1981-84)
 Vestee Jackson (1986-89)
 Eric Jeffries (1987)
 Richard Fain (1992)
 Kevin Miniefield (1993-96)
 Terry Cousin (1997)
 Glyn Milburn (1998-2001)
 Reggie Austin (2001-02)
 Cameron Worrell (2003-04, '06, '08)
 Ricky Manning, Jr. (2006-07)
 Marcus Hamilton (2008)
 Al Afalava (2009)
 Marion Barber (2011)
 Kelvin Hayden (2012, 14)
 Montel Owens (2014)

Teddy Williams (2014)
 Alan Ball (2015)
 Jordan Howard (2016-18)
 Buster Skrine (2019)

25

Garland Grange (1929-31)
 Charles Malone (1933)
 Walter Kiesling (1934)
 Forrest McPherson (1935)
 Ray Nolting (1936-43)
 Jackie Hunt (1945)
 Mike Jarmoluk (1946-47)
 Ed Macon (1952-54)
 JC Caroline (1956-65)
 Linzy Cole (1970)
 Ron Shanklin (1975-76)
 Art Best (1977-78)
 Lonnie Perrin (1979)
 Todd Bell (1981-86)
 Brad Muster (1988-92)
 Keshon Johnson (1993-94)
 Anthony Johnson (1995)
 Pat Eilers (1995)
 Chris Martin (1996)
 Tom Carter (1997-99)
 Thomas Smith (2000)
 Autry Denson (2001)
 Bobby Gray (2002-04)
 Derek Strait (2006)
 Garrett Wolfe (2007-10)
 Armando Allen (2011-13)
 Ka'Deem Carey (2014-16)
 Mike Davis (2019)

26

Jim Kendricks (1924)
 Harold Erickson (1925)
 John Mohardt (1925)
 Henry Vick (1925-27)
 Bert Pearson (1929-34)
 Milford Miller (1932)
 Kay Bell (1937)
 Charles Apolskis (1938-39)
 Al Baisi (1940-42)
 Al Hoptowitz (1941-45)
 Joe Abbey (1948)
 Richard Barwegen (1950-52)
 Charles Sumner (1955, 1958-60)
 Bennie McRae (1962-70)
 Carl Garrett (1973-74)
 Matt Suhey (1980-89)
 John Mangum (1990-98)
 Jermaine Jones (1999)
 Todd McMillon (2000-04)
 Daven Holly (2005)
 Trumaine McBride (2007-09)

DeAngelo Smith (2009)
 Tim Jennings (2010-14)
 Antrel Rolle (2015)
 Deon Bush (2016-19)

27

James Crawford (1925)
 Walter Voss (1927-28)
 Harvey Long (1929)
 John Polisky (1929)
 Ed Kawal (1931-36)
 Alvin Culver (1932)
 John Doehring (1932-37)
 Milt Trost (1935-39)
 Joe Mihal (1940-41)
 Edgar Jones (1945)
 Owen Goodnight (1946)
 John Sisk, Jr. (1964)
 Randy Montgomery (1974)
 Bob Grim (1975)
 Mike Richardson (1983-88)
 Brian Taylor (1989)
 Lewis Tillman (1994-95)
 Walt Harris (1996-2001)
 Rabih Abdullah (2002-03)
 Jason Shivers (2004)
 Chris Thompson (2005)
 Marcus Maxey (2006)
 Nick Turnbull (2006)
 Kevin Jones (2008-09)
 Major Wright (2010-11)
 Sherrick McManis (2012-19)

28

Ed Garvey (1925)
 Aldous Haddon (1928)
 Larry Steinbach (1930-31)
 Fritz Febel (1935)
 Robert Allman (1936)
 Gust Zarnas (1938)
 Chet Chesney (1939-40)
 Bob Steuber (1942-43)
 Lloyd Lowe (1953-54)
 Willie Galimore (1957-63)

RETIRED FOR GALIMORE**29**

Bill McElwain (1925)
 John Wallace (1928)
 Joe Kopcha (1929-33)
 Gus Mastrogany (1931)
 Russ Thompson (1936-39)
 Ed Kolman (1940-44)
 Douglas McEnulty (1943)
 Glenn Burgeis (1945)
 Jack Hoffman (1949-56)
 McNeil Moore (1954-56)

Glen Shaw (1960)
 Ronnie Bull (1962-70)
 Bob Jeter (1971-72)
 Mike Morgan (1978)
 Vaughn Lusby (1980)
 Dennis Gentry (1982-92)
 Raymont Harris (1994-97)
 Frankie Smith (1998-2001)
 Adrian Peterson (2002-09)
 Chester Taylor (2010)
 Michael Bush (2012-13)
 Danny McCray (2014)
 Harold Jones-Quartey (2015-16)
 Tarik Cohen (2017-19)

30

Gerald Seiberling (1932)
 Bob Dunlap (1935)
 George Wilson (1937-46)
 Allen Smith (1947-48)
 Herb Falkenberg (1952)
 Bobby Jack Floyd (1953)
 Chick Jagade (1954-55)
 Jimmy Gunn (1970-75)
 John Skibinski (1978-81)
 Jack Cameron (1984)
 George Duarte (1987)
 George Streefer (1989)
 James Rouse (1990-91)
 Tony Carter (1994-97)
 Ricky Bell (1998)
 Mike Brown (2000-08)
 D.J. Moore (2009-12)
 Demontre Hurst (2014-16)
 Benny Cunningham (2017-18)

31

Dick Schweidler (1938-41)
 Len Akin (1942)
 Paul Padmajersky (1944)
 Stuart Clarkson (1946-50)
 Emerson Cole (1952)
 Joe Fortunato (1955-66)
 Ross Brupbacher (1970-73)
 Bill Knox (1974-76)
 Anthony Hutchison (1983-84)
 Thomas Sanders (1985-89)
 Ken Taylor (1984)
 Eric Jeffries (1987)
 Bruce McCray (1987)
 Greg Lasker (1988)
 Mark Green (1989-92)
 Rashaan Salaam (1995-97)
 Daimon Shelton (2001-02)
 Nathan Vasher (2004-09)
 Joshua Moore (2010)
 Brandon Meriweather (2011)

Isaiah Frey (2013-14)
 Chris Proszinski (2015-16)
 Marcus Cooper Sr. (2017-18)
 Marcus Williams (2018)

32

Al Grygo (1944-45)
 Allen Smith (1947-48)
 Johnny Lujack (1948-51)
 Leon Campbell (1952-54)
 Lionel Taylor (1959)
 Ralph Kurek (1965-70)
 Charlie Ford (1971-73)
 Chris Brewer (1987)
 Garland Rivers (1987)
 Lemuel Stinson (1988-92)
 Dwayne Joseph (1995-96)
 Ricky Bell (1997)
 Edgar Bennett (1998-99)
 Marlon Barnes (2000)
 Leon Johnson (2001-02)
 Todd Johnson (2004)
 Cedric Benson (2005-07)
 Kahlil Bell (2009-12)
 Michael Ford (2013)
 Senorise Perry (2014)
 Deiondre' Hall (2016-17)
 David Montgomery (2019)

33

Denny Meyers (1931)
 Herb Joesting (1931-32)
 Bernie Masterson (1934-40)
 Ray Nolting (1936-43)
 George McAfee (1940-41; 1945-50)
 Frank Martin (1941)
 Johnny Long (1944-45)
 Bill Johnson (1946-47)
 Jack Karwales (1946-47)
 Allen Lawler (1948)
 Bob Perina (1949-50)
 Wizzer White (1951-52)
 Jerry Shipkey (1953)
 Larry Morris (1959-65)
 Mike Hull (1968-70)
 Jim Grabowski (1971)
 Gary Kosins (1972-74)
 Ted Vactor (1975)
 Jack Deloplain (1979)
 Calvin Thomas (1982-87)
 Lars Tate (1990)
 Darren Lewis (1991-92)
 Merrill Hoge (1994)
 Tyrone Hughes (1997)
 Bam Morris (1998)
 Larry Whigham (2001-02)
 Charles Tillman (2003-14)

Jeremy Langford (2015-16)
 Taquan Mizzell (2017-18)
 Duke Shelley (2019)

34

Jack Torrance (1939-40)
 John Federovitch (1941, 1946)
 John Dottley (1951-53)
 Joe Marconi (1962-66)
 Tim Casey (1969)
 Bill Tucker (1971)
 Norm Hodgins (1974)
 Walter Payton (1975-87)
RETIRED FOR PAYTON

35

Dick Bassi (1938-39)
 Lee Artoe (1940-43)
 Bill Steinkemper (1943)
 Fred Hartman (1947)
 Paul Stenn (1948-51)
 Rick Casares (1955-64)
 Jim Harrison (1971-74)
 Roland Harper (1975-82)
 Mike Hintz (1987)
 Neal Anderson (1986-93)
 James Burton (1994-97)
 Anthony Thomas (2001-04)
 Todd Johnson (2005-06)
 Ade Jimoh (2007)
 Zackary Bowman (2008-11)
 Jacquizz Rodgers (2015)
 Johnathan Banks (2016)
 Ryan Nall (2019)

36

Stuart Clarkson (1942; 46-50)
 Bill Steinkemper (1943)
 Fred Munde (1943)
 John Morton (1945)
 Tom Farris (1946-47)
 Bill DeCorrevont (1948-49)
 Merrill Douglas (1958-60)
 James Smith (1961)
 Ron Copeland (1969)
 Roger Lawson (1972-73)
 Perry Williams (1974)
 Tom Donchez (1975)
 Larry Schreiber (1976)
 Wentford Gaines (1978-80)
 Maurice Douglas (1986-94)
 Frank Harris (1987)
 Markus Paul (1989-93)
 Anthony Marshall (1994-97)
 Ray Austin (1998-99)
 Stanley Pritchett (2001-03)
 Jerrell Pippens (2004)

Brandon McGowan (2005-08)
 Josh Bullocks (2009-10)
 Sean Catthouse (2013)
 Ahmad Dixon (2014)
 Sherrod Martin (2015)
 DeAndre Houston-Carson (2016-19)

37

Edward Aspatore (1934)
 Young Bussey (1940-41)
 James Logan (1942-43)
 Bernie Digris (1943)
 Bob Steuber (1943)
 Bob Masters (1943-44)
 Edgar Jones (1945)
 Charles Mitchell (1945)
 Broughton Williams (1947)
 John O'Quinn (1950-51)
 George Youngblood (1969)
 Rich Coady (1970-74)
 Cid Edwards (1975)
 Conrad Graham (1973)
 Willie McClendon (1979-82)
 Darryl Clark (1987)
 Maurice Douglass (1986-94)
 Pat Eilers (1995)
 Keshon Johnson (1995)
 Tony Parrish (1998-2001)
 Damon Moore (2002)
 Jason McKie (2003-09)
 Anthony Walters (2011-13)
 Bryce Callahan (2015-18)

38

Roger Ashmore (1927)
 Sam Francis (1937-38)
 Charles Apolskis (1938-39)
 Bill Milner (1947-49)
 Ed Bradley (1950; 52)
 William Brown (1961)
 Ray Ogden (1969-71)
 Dave Juenger (1973)
 Lakei Heimuli (1987)
 John Hardy (1991)
 Tim Worley (1993-94)
 Mike Faulkerson (1995-96)
 Mike Dulaney (1997)
 Robert Chancey (1998)
 Eric Joyce (2002)
 Danieal Manning (2006-10)
 Zackary Bowman (2012-13)
 Adrian Amos (2015-18)

39

George Gulyanics (1947-52)
 Pete Perini (1953-54)
 JD Smith (1956)

Ralph Anderson (1958)
 John Adams (1959-62)
 Phil Clark (1970)
 Reggie Sanderson (1973)
 Robin Earl (1977-82)
 Al Wolden (1987)
 Jeremy Lincoln (1992-95)
 Curtis Enis (1998)
 Reggie Austin (2001-02)
 Travis Coleman (2002)
 Lousaka Polite (2007)
 Derrick Martin (2013)
 Al Louis-Jean (2014)
 Jacoby Glenn (2015-16)
 Eddie Jackson (2017-19)

40

Al Campana (1950-53)
 Frank Dempsey (1950-53)
 Stan Wallace (1954-58)
 Don Mullins (1961-62)
 Gale Sayers (1965-71)
 Steve Trimble (1987)

RETIRED FOR SAYERS

41

John Schiechl (1945-46)
 Jack Matheson (1947)
 Alf Bauman (1948-50)
 Babe Dimancheff (1952)
 Harland Carl (1956)
 Brian Piccolo (1966-69)

RETIRED FOR PICCOLO

42

Sid Luckman (1939-50)

RETIRED FOR LUCKMAN

43

Jim Dooley (1952-54, 56-57, 59-62)
 Larry Glueck (1963-65)
 Bob Jones (1967)
 George Farmer (1970-75)
 Earl Douthitt (1975)
 Craig Clemons (1972-77)
 Mike Ulmer (1980)
 Emery Moorehead (1981)
 Walt Williams (1982-83)
 Lorenzo Lynch (1987-90)
 Trevor Cobb (1994)
 Dennis Lundy (1995)
 Mike Green (2000-05)
 Josh Gattis (2007)
 Jason Davis (2008)
 Troy Nolan (2012)
 Tony Fiammetta (2013-14)
 Thomas Gafford (2015)

Joique Bell (2016)
 Chris Pronsinski (2017)
 Eric Saubert (2019)

44

Paul Goebel (1925)
 Earl Evans (1926-29)
 Ray Richards (1933-36)
 Bob Margarita (1944-46)
 Frank Minini (1947-49)
 Frank Szymanski (1949)
 WD Garrett (1950)
 Garry Lyle (1968-74)
 Terry Schmidt (1976-84)
 Mike Stoops (1987)
 Todd Krumm (1988)
 Bob Christian (1992-94)
 Michael Hicks (1996-97)
 Curtis Enis (1999-2000)
 Brock Forsey (2003)
 Cameron Worrell (2006)
 Jeremy Payne (2007-09)
 Tyler Clutts (2011)
 Jeremy Cain (2013-14)
 Antone Smith (2015)
 Nick Kwiatkowski (2016-19)

45

Walt Stickel (1946-49)
 Gerald Weatherly (1950; 1952-54)
 Billy Stone (1951-54)
 Bobby Watkins (1955-57)
 Rocky Ryan (1958)
 Don Bishop (1959)
 Dick Gordon (1965-71)
 Gary Fencik (1976-87)
 Craig Heyward (1993)
 Tony Stargell (1997)
 Scott Dragos (2000-01)
 Cameron Worrell (2008)
 Chris Massey (2011)
 Harvey Unga (2012)
 Brock Vereen (2014-15)
 Bralon Addison (2016)
 Roy Robertson-Harris (2016)
 Joel Iyegbuniwe (2018-19)

46

Al Babartsky (1943-45)
 Chuck Hunsinger (1950-52)
 William Anderson (1953-54)
 Don Bingham (1956)
 Jesse Whittenton (1958)
 Angelo Coia (1960-63)
 Curtiss Gentry (1966-68)
 Craig Baynham (1970)
 Matt Maslowski (1972)

Pete Van Valkenburg (1974)
 Doug Plank (1975-82)
 Anthony Mosley (1987)
 Mickey Pruitt (1988-90)
 John Ivlow (1993)
 Marlon Forbes (1996-98)
 Chris Harris (2005-06; 2010-11)
 Jeremy Jones (2012)
 Michael Burton (2017-18)

47

Ted Rosequist (1934-36)
 Bill Conkright (1937-38)
 Rex Proctor (1953)
 Johnny Morris (1958-67)
 John Davis (1970)
 Ken Grandberry (1974)
 Mike Spivey (1977-79)
 Jonathan Hoke (1980)
 Egypt Allen (1987)
 Anthony Blaylock (1993)
 Randy Hilliard (1998)
 Chris Hudson (1999)
 Ray McElroy (2000)
 Bryan Johnson (2004-05)
 Woody Turenne (2009)
 Chris Conte (2011-14)
 Paul Lasike (2016)
 Isaiah Irving (2017-19)

48

Beattie Feathers (1934-37)
 Bob Swisher (1938-41, 45)
 Charles O'Rourke (1942)
 Joe Vodicka (1943-45)
 Howie Livingston (1953)
 Harry Hugasian (1955)
 Vic Zucco (1957-59)
 Tommy Neck (1962)
 Andy Livingston (1964-65)
 Ron Smith (1965-70)
 Allen Ellis (1973-77, 79-80)
 Reggie Phillips (1985-87)
 Clifton Abraham (1996)
 Van Hiles (1997)
 Gabe Reid (2003)
 J.D. Runnels (2006)
 Evan Rodriguez (2012)
 Patrick Scales (2015-19)

49

James Lesane (1952-53)
 Henry Mosley (1955)
 Jack Johnson (1957-59)
 Charles Bivins (1960-66)
 Major Hazelton (1988-92)
 David Tate (1968-71)

Joe Moore (1971-72)
 Dave Becker (1980)
 Donald Jordan (1984)
 Tremayne Allen (1997)
 Ty Hallock (1998-99)
 Marq Cerqua (2002)
 Marc Edwards (2005)
 Winston Venable (2011)
 Anthony Walters (2014)
 Sam Acho (2015-16)
 Andrew DePaola (2017)
 Kylie Fitts (2018)
 Jesper Horsted (2019)

50

Gerald Weatherly (1950; 1952-54)
 John Damore (1957-58)
 Mike Pyle (1961-69)
 Bob Hyland (1970)
 Gene Hamlin (1971)
 Waymond Bryant (1974-78)
 Chris Devlin (1978)
 Mark Merrill (1979)
 Mike Singletary (1981-92)
 James Anderson (2013)
 Shea McClellin (2014)
 Jerrell Freeman (2016-17)

51

Ken Kavanaugh (1940-41; 45-50)
 Clinton Wager (1942-43)
 Rudy Smeja (1944-45)
 Wayne Hansen (1950-58)
 Dick Butkus (1965-73)
 Mel Rogers (1977)
 Doug Becker (1978)
 Bruce Herron (1978-82)
 Kelvin Atkins (1983)
 Jim Morrissey (1985-93)
 Mark Rodenhauser (1987)

RETIRED FOR BUTKUS

52

Rich Coady (1970-74)
 John Babinecz (1975)
 Dan Neal (1975-84)
 Cliff Thrift (1985)
 Larry Rubens (1986)
 Len Seward (1987)
 Mark Rodenhauser (1987-88)
 Mickey Pruitt (1988-91)
 Darwin Ireland (1995)
 Robert Bass (1995)
 Bryan Cox (1996-97)
 Andre Collins (1998)
 Keith Burns (1999)
 Bobbie Howard (2001-03)

Marcus Reese (2004)
 Jamar Williams (2006-09)
 Brian Iwuh (2010-11)
 Jabara Williams (2011)
 Blake Costanza (2012-13)
 Khaseem Greene (2014)
 Jonathan Bostic (2015)
 LaRoy Reynolds (2015)
 Doug Jones (2016-17)
 Khalil Mack (2018-19)

53

Pat Preston (1946-49)
 Bill Wightkin (1950-57)
 Billy Autrey (1953)
 Ken Kirk (1960)
 James Purnell (1964-69)
 Dave Martin (1969)
 Larry Rowden (1971)
 Gail Clark (1973)
 Dan Peiffer (1975-77)
 Tommy Hart (1978-79)
 Paul Tabor (1980)
 Dan Rains (1982-86)
 Larry Rubens (1986)
 Dante Jones (1988-94)
 Michael Lowery (1996-97)
 Lemanski Hall (1998)
 Warrick Holdman (1999-2003)
 Corey Jenkins (2004)
 Leon Joe (2004-06)
 Nick Roach (2007-12)
 Jerry Franklin (2013)
 Darryl Shartport (2014)
 John Timu (2015-17)
 Devante Bond (2019)

54

Joe Savoldi (1930)
 Jesse Hibbs (1931)
 Dick Klawitter (1956-57)
 Charles Howley (1958-59)
 Roger LeClerc (1960-66)
 Bill McKinney (1972)
 Adrian Young (1973)
 Larry Ely (1975)
 Tom Hicks (1976-80)
 Brian Cabral (1981-84)
 Doug Rothschild (1987)
 John Adickes (1987-88)
 LaSalle Harper (1989)
 Greg Briggs (1996)
 Ron Cox (1990-95, 1997)
 Ricardo McDonald (1998-99)
 Brian Urlacher (2000-12)

55

Bob Fenimore (1947)
 Fred Venturelli (1948)
 JR Boone (1948-51)
 Robert Moser (1951-53)
 Larry Strickland (1954-59)
 Doug Buffone (1966-79)
 Otis Wilson (1980-87)
 John Roper (1989-92)
 Vinson Smith (1993-96)
 Sean Harris (1997)
 Greg Jones (2001)
 Mike Caldwell (2002)
 Lance Briggs (2003-15)
 Hroniss Grasu (2015-2017)
 Josh Woods (2019)

56

Bill Hewitt (1932-36)

RETIRED FOR HEWITT**57**

Billy Patterson (1939)
 Ray McLean (1940-47)
 JR Boone (1948-51)
 Rich Leeuwenberg (1965)
 Dan Pride (1968-69)
 Don Rives (1973-78)
 Lee Kunz (1979-81)
 Al Chesley (1982)
 Bruce Huther (1982)
 David Simmons (1983)
 Tom Thayer (1985-92)
 Eldridge Milton (1987)
 Sean Harris (1995-96)
 Anthony Peterson (1997)
 Olin Kreutz (1998-2010)
 Dom DeCicco (2012)
 Jonathan Bostic (2013-14)
 Lamin Barrow (2015)
 Howard Jones (2017)
 Kevin Pierre-Louis (2019)

58

Ed Neal (1951)
 John Kreamcheck (1953-55)
 Bob Konovsky (1960)
 Franklin McRae (1967)
 Jim Ferguson (1969)
 Bob Pifferini (1972-75)
 Jerry Muckensturm (1976-82)
 Wilber Marshall (1984-88)
 Steve Hyché (1989)
 Michael Stonebreaker (1991)
 Jay Leeuwenburg (1992-95)
 Chris Villarrial (1996-2003)
 Jeremy Cain (2004-05)

Darrell McClover (2006-08)
 Tim Shaw (2009)
 Rod Wilson (2010)
 Dom DeCicco (2011)
 Geno Hayes (2012)
 D.J. Williams (2013-14)
 Jonathan Anderson (2015-17)
 Roquan Smith (2018-19)

59

Rudy Kuechenberg (1967-69)
 Carl Gersbach (1975)
 Gary Campbell (1977-83)
 Ron Rivera (1984-92)
 Joe Cain (1993-96)
 Daryl Carter (1997)
 Jim Schwantz (1998)
 Roosevelt Colvin (1999-2002)
 Joe Odom (2003-05)
 Rod Wilson (2006-07)
 Gilbert Gardner (2008)
 Cato June (2009)
 Pisa Tinoisamoa (2009-10)
 Patrick Trahan (2011)
 Jerry Franklin (2012)
 Khaseem Greene (2013)
 Christian Jones (2014-15)
 Danny Trevathan (2016-19)

60

Don Healy (1958-59)
 Roger Davis (1960-63)
 Brian Schweda (1966)
 Doug Kriewald (1967-68)
 LeeRoy Caffey (1970)
 Wally Chambers (1973-77)
 Lynn Boden (1979)
 Tom Andrews (1984-85)
 Stan Thomas (1991-92)
 Gene McGuire (1993-94)
 Darwin Ireland (1994-95)
 Casey Wiegmann (1997-2000)
 Terrence Metcalf (2002-08)
 Lance Louis (2009-12)
 Taylor Boggs (2013-14)
 Cornelius Edison (2016)

61

Richard Barwegen (1950-52)
 Bill George (1952-65)
 Don Croftcheck (1967)
 Glen Holloway (1970-73)
RETIRED FOR GEORGE

62

Frank Dempsey (1950-53)
 Kline Gilbert (1953-57)

Mike Reilly (1964-68)
 Glen Holloway (1970-73)
 Tom Forrest (1974)
 Dan Jiggetts (1976-82)
 Mark Bortz (1983-93)
 Chris Gray (1997)
 Robert Newkirk (2000-01)
 Lennie Friedman (2005)
 Johan Asiata (2010)
 Chilo Rachal (2012)
 Eben Britton (2013-14)
 Vladimir Ducasse (2015)
 Ted Larson (2016, 2019)

63

ML Brackett (1956-57)
 Bob Wetoska (1960-69)
 John Neidert (1970)
 Steve Kinney (1973-74)
 Mark Nordquist (1975-76)
 Fred Dean (1977)
 Jon Morris (1978)
 Tony Ardzizzone (1979)
 Jay Hilgenberg (1981-91)
 Todd Burger (1993-97)
 Ryan Benjamin (2001)
 Jody Littleton (2002)
 Corbin Lacina (2003)
 Roberto Garza (2005-14)
 Cameron Lee (2017)

64

Terrell "Ted" Daffer (1954)
 Mike Rabold (1964-66)
 Larry Horton (1972-73)
 Ernie Jenet (1972-74)
 Ted Albrecht (1977-81)
 John Roehlk (1987)
 Dave Zawatoski (1989)
 Glenell Sanders (1990)
 Mirko Jurkovic (1992)
 Andy Heck (1994-98)
 Rex Tucker (1999-2004)
 Ricky Henry (2011)
 Andre Gurode (2012)
 Christian Tupou (2013)
 Brian de la Puente (2014)
 Will Montgomery (2015)
 Eric Kush (2016-18)
 Alex Bars (2019)

65

Herman Clark (1952-56)
 John Hatley (1953)
 Stan Fanning (1960-62)
 Tom Bettis (1963)
 Randy Jackson (1967-74)

Noah Jackson (1975-83)
 Eugene Rowell (1987)
 Tony Woods (1989)
 Terry Price (1990)
 Jim Schwantz (1992)
 Tory Epps (1993-94)
 Evan Pilgrim (1995-97)
 Patrick Mannelly (1998-2013)
 Patrick Omameh (2015)
 Cody Whitehair (2016-19)

66

Phil Martinovich (1940)
 Clyde Turner (1940-52)
 John Schiechl (1945-46)

RETIRED FOR TURNER

67

Ed Bradley (1950; 52)
 Tom Roggeman (1956-57)
 Abe Gibrón (1958-59)
 Ted Karras (1960-64)
 George Seals (1965-71)
 Bill Line (1972)
 Mike Hoban (1974)
 Dan Hultz (1974)
 Phil McKinley (1982)
 Tim Norman (1983)
 John Arp (1987)
 Jerry Fontenot (1989-96)
 Bill Schultz (1997)
 Greg Huntington (1997-99)
 Josh Warner (2003-04)
 Josh Beekman (2007-09)
 Herman Johnson (2010)
 Chris Spencer (2011-12)
 Jordan Mills (2013-14)

68

Gerald Stautberg (1951)
 John Badaczewski (1953)
 George Burman (1964)
 Howard Mudd (1969-70)
 Jim Osborne (1972-84)
 Paul Blair (1986-87)
 Sean McInerney (1987)
 Chris Dyko (1989)
 Jim Flanigan (1994)
 Carl Reeves (1996-98)
 Bryan Anderson (2004)
 Anthony Oakley (2006-07)
 Frank Omiyale (2009-11)
 Matt Slauson (2013-15)
 Matt McCants (2016)
 James Daniels (2018-19)

69

Ralph Jecha (1955)
 William Roehnel (1958-59)
 Ted Wheeler (1970)
 Revie Sorey (1975-82)
 Tom Myslinski (1993-94)
 Vernice Smith (1993)
 Octus Polk (1995-96)
 Mike Gandy (2001-04)
 Fred Miller (2005-08)
 Kirk Barton (2008)
 Henry Melton (2010-13)
 Jared Allen (2014-15)
 C.J. Wilson (2016)
 Rashaad Coward (2017-19)

70

Alvin Culver (1932)
 Art Davis (1953-54)
 Herman Lee (1958-66)
 Bob Pickens (1967-68)
 Kenneth Kortas (1969)
 Jeff Curchin (1970-71)
 Andy Rice (1972-73)
 Dennis Lick (1976-81)
 Henry Waechter (1982; 1984-86)
 Jim Althoff (1987-88)
 Troy Auzenne (1992-95)
 Ken Anderson (1999)
 Alfonso Boone (2001-06)
 Babatunde Oshinowo (2007)
 Edwin Williams (2010-12)
 Michael Ola (2014)
 D'Anthony Smith (2015)
 Bobby Massie (2016-19)

71

George Connor (1952-55)
 Earl Leggett (1957-65)
 Rufus Mayes (1969)
 Tony McGee (1971-73)
 Roger Stillwell (1975-77)
 Rocco Moore (1980)
 Perry Hartnett (1982-83)
 Andy Frederick (1983-1985)
 Jack Oliver (1987)
 Caesar Rentie (1988)
 James Williams (1991-2002)
 Israel Idonije (2004-12)
 Nick Becton (2015)
 Josh Sitton (2016-17)
 Abdullah Anderson (2019)

72

Bill Wightkin (1950-57)
 Bill George (1952-65)
 Ed Nickla (1959)

Jim Cadile (1962-72)
 Gary Hrivnak (1973-76)
 Brad Shearer (1978-80)
 Jerry Doerger (1982)
 John Janata (1983)
 Andy Frederick (1983-85)
 William Perry (1985-93)
 Scott Adams (1995)
 Jon Clark (1996-97)
 Chris Maumalanga (1997)
 Carl Powell (2001)
 Ernest Grant (2002)
 Qasim Mitchell (2003-05)
 Jimmy Kennedy (2007)
 Dan Buenning (2008)
 James Marten (2009)
 Gabe Carimi (2011-12)
 Tracy Robertson (2013)
 Charles Leno, Jr. (2014-19)

73

Bill Bishop (1952-60)
 Steve Barnett (1963)
 Frank Cornish (1966-70)
 Steve Wright (1971)
 Rich Buzin (1972)
 Mike Hartenstine (1975-86)
 John Wojciechowski (1987-93)
 Marcus Keyes (1996)
 Kevin Dogins (2001-02)
 Tron LaFavor (2003)
 J'Marcus Webb (2010-12)
 Austin Lane (2014)
 Tayo Fabulujje (2015)
 John Jenkins (2017)
 Cornelius Lucas III (2019)

74

Herman Clark (1952-56)
 Paul Lipscomb (1954)
 Bob Kilcullen (1957-65)
 Dan James (1967)
 Wayne Mass (1968-70)
 Bob Asher (1972-75)
 Jerry Meyers (1976-79)
 Jeff Williams (1982)
 Jim Covert (1983-90)
 Garland Hawkins (1995)
 Jimmy Herndon (1997-2001)
 Bernard Robertson (2002)
 Scott Sanderson (2003)
 Ruben Brown (2004-07)
 Chris Williams (2008-12)
 Jermon Bushrod (2013-15)
 Jonathan Bullard (2016)
 Jonathan Harris (2019)

75

Fred Williams (1952-62)
 Riley Mattson (1965)
 Dave Hale (1969-71)
 Jeff Sevy (1975-78)
 Henry Waechter (1985)
 Stefan Humphries (1984-86)
 Chuck Harris (1987)
 John Shannon (1988-89)
 Ron Mattes (1991)
 Todd Perry (1993-2000)
 Marc Colombo (2002-05)
 Matt Toeaina (2007-12)
 Kyle Long (2013-19)

76

Charles Miller (1932-37)
 Milford Miller (1932)
 Lester McDonald (1937-39)
 Hampton Pool (1940-43)
 Elmo Kelly (1944)
 Bob Cross (1952-53)
 Ed Meadows (1954-56)
 John Mellekas (1956-61)
 John Johnson (1963-68)
 Bill Staley (1970-71)
 Dave Gallagher (1974)
 Ron Rydalch (1975-80)
 Steve McMichael (1981-93)
 Marcus Spears (1995-96)
 Shawn Lee (1998)
 Brad Culpepper (2000)
 Bobby Setzer (2002)
 John Tait (2004-08)
 Orlando Pace (2009)
 Cory Brandon (2012)
 Joe Long (2013)
 Trevor Scott (2014)
 Bruce Gaston (2015)
 Mike Adams (2016)
 Tom Compton (2017)
 Abdullah Anderson (2019)

77

Harold "Red" Grange (1925, 1929-34)
 Link Lyman (1926-28, 30-31, 33-34)

RETIRED FOR GRANGE**78**

Art Davis (1953-54)
 Stan Jones (1954-65)
 Harry Gunner (1970)
 Bob Newton (1971-75)
 John Ward (1976)
 Greg Johnson (1977)
 Keith Van Horne (1981-92)
 Pat Riley (1995)

Blake Brockermeyer (1999-2001)
 Aaron Gibson (2003-04)
 John St. Clair (2005-08)
 Kevin Shaffer (2009-10)
 James Brown (2012-13)
 Bryan Witzman (2018)

79

Dick Klein (1958-59)
 Art Anderson (1961-62)
 Dick Evey (1964-68)
 John Hoffman (1971)
 Lionel Antoine (1972-76)
 Emanuel Zanders (1981)
 Kurt Becker (1982-89)
 Louis Age (1992)
 Marcus Spears (1994)
 Scotty Lewis (1995)
 Jerry Wisne (1999-2000)
 Steve Edwards (2002-05)
 Levi Horn (2011)
 Jonathan Scott (2012-13)
 Ryan Groy (2014)
 Terry Williams (2015)
 Bradley Sowell (2017-18)

80

Earl Britton (1925)
 Clement Neacy (1927)
 Ted Drews (1928)
 Tom Heardon (1929)
 John Helwig (1953-56)
 Ralph Anderson (1958)
 Ed Cooke (1958)
 Robert Jencks (1963-64)
 Jimmy Jones (1965-67)
 Jon Kilgore (1968)
 Jerry Simmons (1969)
 Craig Cotton (1973)
 Bo Rather (1974-78)
 Rickey Watts (1979-83)
 Tim Wrightman (1985-86)
 James Thornton (1988-92)
 Curtis Conway (1993-99)
 Dez White (2000-03)
 Bernard Berrian (2004-07)
 Brandon Lloyd (2008)
 Earl Bennett (2009-13)
 Marc Mariani (2014-15)
 MyCole Pruitt (2016)
 Trey Burton (2018-19)

81

George Connor (1948-51)
 Larry Brink (1954)
 Doug Atkins (1955-66)
 Marty Amsler (1967, 69)
 Mike Reppond (1973)

Clint Haselrig (1974)
 Gary Butler (1975)
 Bob Bruer (1976)
 Chuck Bradley (1977)
 Robin Earl (1977-82)
 Harry Washington (1979)
 Jay Saldi (1983-84)
 James Maness (1985)
 Lew Barnes (1986)
 Don Kindt (1987)
 Anthony Morgan (1991-93)
 Fred Banks (1993)
 Jeff Graham (1994-95)
 Bobby Engram (1996-2000)
 Ahmad Merritt (2001-03)
 Rashied Davis (2006-10)
 Sam Hurd (2011)
 Cameron Meredith (2015-16)
 J.P. Holtz (2019)

82

Del Bjork (1937-38)
 Ray Bray (1939-42, 46-51)
 Anthony Ippolito (1943)
 Tom Roberts (1943-44)
 Jack Hoffman (1949-56)
 Dick Hensley (1953)
 Maury Youmans (1960-63)
 Rich Kreitling (1964)
 Emilo Vallez (1968-69)
 Earl Thomas (1971-73)
 Matt Maslowski (1972)
 Fred Pagac (1974)
 Royce Berry (1976)
 John Gilliam (1977)
 Alan Page (1978-81)
 Ken Margerum (1982-84)
 Brian Glasgow (1987)
 Wendell Davis (1988-93)
 Nate Lewis (1994-95)
 John Jackson (1996)
 Fabien Bownes (1996-98)
 Eddie Kennison (2000)
 John Davis (2001-02)
 Daryl Jones (2004)
 John Owens (2004)
 Gabe Reid (2005-06)
 Greg Olsen (2007-10)
 Chris Williams (2013-14)
 Khari Lee (2015)
 Logan Paulsen (2016)
 Ben Braunecker (2019)

83

Bill McCol (1952-59)
 Roger LeClerc (1960-66)
 Mac Percival (1967-73)
 Charles Wade (1974)

Randy Burks (1976)
 Steve Rivera (1977)
 Golden Richards (1978-79)
 Kris Haines (1979-81)
 Willie Gault (1983-87)
 Lawrence White (1987)
 Eric Wright (1991-92)
 Terry Obee (1993-94)
 Michael Timpson (1995-96)
 Eric Smith (1997)
 Macey Brooks (1999-2000)
 David Terrell (2001-04)
 Mike Hass (2007)
 Max Komar (2011)
 Martellus Bennett (2013-15)
 Daniel Braverman (2016)
 Javon Wims (2018-19)

84

Gerald Weatherly (1950; 1952-54)
 John Farrington (1960-63)
 Ron Smith (1965)
 Austin Denney (1967-69)
 Jim Seymour (1970-72)
 Richard Harris (1974-75)
 Brian Baschnagel (1976-84)
 Sam Bowers (1987)
 Ron Morris (1987-92)
 Chris Gedney (1993-96)
 Kerry Cash (1996)
 John Allred (1997-2000)
 Fred Baxter (2001-02)
 Bobby Wade (2003-05)
 Brandon Rideau (2008)
 Blake Annen (2014)
 Ben Braunecker (2016-18)
 Cordarrelle Patterson (2019)

85

Bob Carey (1958)
 Bill Martin (1964-65)
 Duane Allen (1966-67)
 Willie Holman (1968-73)
 Wayne Wheeler (1974)
 Steve Schubert (1975-79)
 Bob Fisher (1980-81)
 Dennis McKinnon (1983-89)
 Keith Jennings (1991-97)
 Alonzo Mayes (1998-2000)
 Kaseem Sinceno (2000)
 John Gilmore (2002-07)
 Earl Bennett (2008)
 Matthew Mulligan (2014)
 Daniel Brown (2016-18)
 Bradley Sowell (2019)

86

Bill Wightkin (1950-57)
 Brad Rowland (1951)
 Ed Meadows (1954-56)
 Bob Jewett (1958)
 Pete Manning (1960-61)
 Gary Barnes (1964)
 Lloyd Phillips (1967-69)
 Jim Hester (1970)
 Bob Parsons (1972-83)
 Brad Anderson (1984-85)
 Clay Pickering (1986)
 Cap Boso (1987-91)
 Barry Wagner (1992)
 Willie Harris (1993)
 Marv Cook (1994)
 Chris Penn (1997-98)
 Marty Booker (1999-2003; 2008)
 Eddie Berlin (2005)
 Michael Gaines (2009)
 Brandon Manumaleuna (2010)
 Kyle Adams (2011-13)
 Zach Miller (2015-17)

87

Harlon Hill (1954-61)
 Ed O'Bradovich (1962-71)
 Steve DeLong (1972)
 Tom Reynolds (1973)
 Billy Newsome (1977)
 Mike Cobb (1978-81)
 Emery Moorehead (1981-88)
 Tom Waddle (1989-94)
 Greg Primus (1995)
 Andre President (1995)
 Bobby Neely (1996)
 Ricky Proehl (1997)
 D'Wayne Bates (1999-2001)
 Vinny Sutherland (2002)
 Jamin Elliott (2002)
 Justin Gage (2003-04)
 Muhsin Muhammad (2005-07)
 Kellen Davis (2008-12)
 Steve Maneri (2013)
 Greg Scruggs (2016)
 Adam Shaheen (2017-19)

88

Gene Schroeder (1951-52; 54-57)
 Willard Dewveall (1959-60)
 Bobby Joe Green (1962-73)
 Jim Kelly (1974)
 Greg Latta (1975-80)
 Marcus Anderson (1981)
 Brooks Williams (1981-82)
 Ken Knapczyk (1987)
 Glen Kozlowski (1987-92)

Danta Whitaker (1993)
 Greg McMurtry (1988)
 Fabien Bownes (1995)
 Jack Jackson (1996)
 Harper Le Bel (1997)
 Marcus Robinson (1998-2002)
 Desmond Clark (2003-10)
 Brody Eldridge (2012)
 Dante Rosario (2013-14)
 Rob Housler (2015)
 Dion Sims (2017-18)
 Riley Ridley (2019)

89

Jack Hoffman (1949-56)
 Les Cowan (1951)
 John Aveni (1959-60)
 Mike Ditka (1961-66)
 Terry Stoepel (1967)
 Bob Wallace (1968-72)
 Mel Tom (1973-75)
 James Scott (1976-80, 1982)
 Ken Margerum (1981)
 Mitch Krenk (1984)
 Keith Ortego (1985-88)
 Will Johnson (1987)
 Brent Novoselsky (1988)
 James Coley (1990)
 Ryan Wetnight (1993-99)
 Dustin Lyman (2000-04)
 Fontel Mines (2007)
 Matt Spaeth (2011-12)

RETIRED FOR DITKA

90

Henry Mosley (1955)
 Al Harris (1979-87)
 Alonzo Spellman (1992-97)
 Van Tuinei (1999-2001)
 Bryan Knight (2002-03)
 Antonio Garay (2006-07)
 Joey LaRocque (2008)
 Jarron Gilbert (2009)
 Julius Peppers (2010-13)
 Jeremiah Ratliff (2014-15)
 Ziggy Hood (2015)
 Greg Scruggs (2015)
 Cornelius Washington (2016)
 Jonathan Bullard (2017-18)

91

Pat Dunsmore (1983-84)
 Jay Norvell (1987)
 Fred Washington (1990)
 Kelly Blackwell (1992)
 Myron Baker (1993-95)
 Rob Davis (1996)

John Thierry (1997-98)
 Khari Samuel (1999-2000)
 Tommie Harris (2004-10)
 Amobi Okoye (2011-12)
 David Bass (2013)
 Davie Bass (2014)
 DeDe Lattimore (2014)
 Eddie Goldman (2015-19)

92

Rob Fada (1983-84)
 Raymond Morris (1987)
 Troy Johnson (1988-89)
 Barry Minter (1993-2000)
 Ted Washington (2001-02)
 Hunter Hillenmeyer (2003-10)
 Stephen Paea (2011-14)
 Pernel McPhee (2015-17)
 Brent Urban (2019)

93

Oliver Williams (1983)
 Will Johnson (1987)
 Guy Teafatiller (1987)
 Trace Armstrong (1989-94)
 Ervin Collier (1995)
 Paul Grasmanis (1996-98)
 Phillip Daniels (2000-03)
 Adewale Ogunleye (2004-09)
 Thaddeus Gibson (2011)
 Nate Collins (2012-13)
 Will Sutton (2014-16)
 Sam Acho (2017-18)
 James Vaughters (2019)

94

Mike January (1987)
 Dick Chapura (1987-89)
 John Thierry (1994-96)
 Shane Burton (1999)
 Ty Hallock (2000)
 Keith Traylor (2001-03)
 Alain Kashama (2004)
 Brendon Ayanbadejo (2005-07)
 Marcus Harrison (2008-09)
 Charles Grant (2010)

Nick Reed (2011)
 Chauncey Davis (2011)
 Cornelius Washington (2013-15)
 Leonard Floyd (2016-19)

95

Richard Dent (1983-93, 1995)
 Pat Riley (1995)
 Dana Howard (1996)
 Mark Thomas (1997-98)
 Russell Davis (1999)
 Troy Wilson (2000)
 Karon Riley (2001)
 Keith McKenzie (2002)
 John Stamper (2002)
 Ian Scott (2003-06)
 Anthony Adams (2007-11)
 Larry Grant (2013)
 Cheta Ozougwu (2012-13)
 Ego Ferguson (2014-15)
 Roy Robertson-Harris (2017-19)

96

Keith Ortego (1985-87)
 Greg Fitzgerald (1987)
 Tim Ryan (1990-93)
 Percy Snow (1993)
 Al Fontenot (1993-96)
 Tyrone Williams (1997)
 Chris Draft (1998)
 Clyde Simmons (1999-2000)
 Henry Taylor (2001)
 Alex Brown (2002-09)
 Barry Turner (2010)
 Mario Addison (2011)
 Zach Minter (2013)
 Jeremiah Ratliff (2013)
 Terrell Manning (2014)
 Jarvis Jenkins (2015)
 Akiem Hicks (2016-19)

97

Bobby Bell (1987)
 Sean Smith (1987-88)
 Chris Zorich (1991-97)
 Mike Wells (1998-2000)

Christian Peter (2002)
 Michael Haynes (2003-05)
 Mark Anderson (2006-10)
 J. T. Thomas (2012)
 Landon Cohen (2013)
 Willie Young (2014-17)
 Nick Williams (2018-19)

98

Tyrone Keys (1983-85)
 Brian Glasgow (1987)
 Jon Norris (1987)
 Greg Clark (1988)
 Carl Simpson (1993-97)
 Bryan Robinson (1998-2003)
 Shurron Pierson (2004)
 Dusty Dvoracek (2007-08)
 Darrell McClover (2009)
 Corey Wootton (2010-13)
 Brandon Dunn (2014-15)
 Mitch Unrein (2015-17)
 Bilal Nichols (2018-19)

99

Jim Daniell (1945)
 Dan Hampton (1979-90)
 Tim Ryan (1990-93)
 Jim Flanigan (1995-2000)
 Joe Tafoya (2001-03)
 Tank Johnson (2004-06)
 Darwin Walker (2007)
 Gaines Adams (2009)
 Marcus Harrison (2010)
 Shea McClellin (2012-13)
 Lamarr Houston (2014-17)
 Aaron Lynch (2018-19)

RETIRED NUMBERS

The Bears have retired 14 jersey numbers, most in the NFL, but trail both baseball's New York Yankees and basketball's Boston Celtics who each have 21 retired numbers.

3 Bronko Nagurski, RB-T
 5 George McAfee, RB-DB
 7 George Halas, E
 28 Willie Galimore, RB
 34 Walter Payton, RB

40 Gale Sayers, RB
 41 Brian Piccolo, RB
 42 Sid Luckman, QB-P-DB
 51 Dick Butkus, LB
 56 Bill Hewitt, E

61 Bill George, C-LB
 66 Clyde "Bulldog" Turner, C-LB
 77 Harold "Red" Grange, RB-DB
 89 Mike Ditka, TE

This is a list of players who have been on the Chicago Bears active roster for at least one NFL game from 1920 through 1994. Beginning in 1995, the list includes players who were on the 53-man roster but may not have appeared in one game.

* indicates deceased players

** indicates no known jersey number

A	#	Years
Abbey, Joe* (North Texas State), E	26	1948
Abdullah, Rabihi (Lehigh), RB	27	2002-03
Abraham, Clifton (Florida State), CB	48	1996
Acho, Sam (Texas), LB	49, 93	2015-18
Adamle, Mike (Northwestern), RB	20	1975-76
Adams, Anthony (Penn State), DT	95	2007-11
Adams, Gaines* (Clemson), DE	99	2009
Adams, John* (Los Angeles State), B	39	1959-62
Adams, Kyle (Purdue), TE	86	2011-13
Adams, Mike (Ohio State), OL	76	2016
Adams, Scott (Georgia), T	72	1995
Addison, Bralton (Texas), LB	45	2016
Addison, Mario (Troy), DE	96	2008
Adickes, John (Baylor), C	54	1987-88
Adkins, Roy* (Millikin & Bethany), G	22	1920-21
Afalava, Al (Oregon State), S	24	2009
Age, Louis (SW Louisiana), T	79	1992
Aguiar, Louie (Utah State), P	10	2000
Akin, Len* (Baylor), G	31	1942
Albrecht, Ted (California), T	64	1977-81
Allen, Armando (Notre Dame), RB	25	2011-12
Allen, Duane (Santa Ana), E	85	1966-67
Allen, Eddie* (Penn), FB	3	1947
Allen, Egypt (TCU), DB	47	1987
Allen, James (Oklahoma), RB	20	1998-2001
Allen, Jared (Idaho State), DE	69	2014-15
Allen, Tremayne (Florida), TE	49	1997-98
Allman, Robert* (Michigan State), E	28	1936
Allred, John (USC), TE	84	1997-2000
Althoff, Jim (Winona State), DT	70	1987
Amos, Adrian (Penn State), S	38	2015-18
Amsler, Marty (Evansville), DE	81	1967, 69
Amukamara, Prince (Nebraska), CB	20	2017-19
Anderson, Abdullah (Bucknell) DL	76	2019
Anderson, Art (Idaho), T	79	1961-62
Anderson, Brad (Arizona), WR	86	1984-85
Anderson, Bryan (Pittsburgh), G	68	2004
Anderson, Ed* (Notre Dame), E	18	1923
Anderson, Henry* (Northwestern), G	16	1931
Anderson, Hunk* (Notre Dame), G	18, 24	1922-27
Anderson, James (Virginia Tech), LB	50	2013
Anderson, Joe (Texas Southern), WR	19	2012-13
Anderson, Jonathan (TCU), LB	58	2015-17
Anderson, Ken* (Arkansas), DT	70	1999
Anderson, Marcus (Tulane), WR	88	1981
Anderson, Mark (Alabama), DE	97	2006-10
Anderson, Neal (Florida), RB	35	1986-93
Anderson, Ralph* (Los Ang. St.), E	39, 80	1958
Anderson, William (Compton JC), HB	46	1953-54
Andrews, Tom (Louisville), C	60	1984-85
Annen, Blake (Cincinnati), TE	84	2014

Antoine, Lionel (Southern Illinois), T	79	1972-76, 78
Apolskis, Charles* (DePaul), E	26, 38	1938-39
Archuleta, Adam (Arizona State), S	20	2007
Ardizzone, Tony (Northwestern), C	63	1979
Armstrong, Trace (Florida), DE	93	1989-94
Arnett, Jon (USC), HB	21	1964-66
Aromashodu, Devin (Auburn), WR	19	2008-10
Arp, John (Lincoln), T	67	1987
Artoe, Lee* (California), T	1, 35	1940-43
Ashburn, Clifford* (Nebraska), T	3	1930
Asher, Bob (Vanderbilt), T	74	1972-75
Ashmore, M. Roger* (Gonzaga), T	38	1927
Asiata, Johan (UNLV), G	62	2010
Aspatore, Edward* (Marquette), T	37	1934
Atkins, Doug* (Tennessee), E	81	1955-66
Atkins, Kelvin (Illinois), LB	51	1983
Austin, Ray (Tennessee), S	36	1998-99
Austin, Reggie (Wake Forest), CB	24, 39	2001-02
Autrey, Billy (Stephen F. Austin), C	53	1953
Autry, Darnell (Northwestern), RB	21	1997
Auzenne, Troy (California), T	70	1992-95
Avellini, Bob (Maryland), QB	7	1975-84
Aveni, John* (Indiana), E	89	1959-60
Ayanbadejo, Brendon (UCLA), LB	94	2005-07
Azumah, Jerry (New Hampshire), CB	23	1999-2005

B	#	Years
Babartsky, Al* (Fordham), T	46	1943-45
Babinecz, John (Villanova), LB	52	1975
Badaczewski, John* (Western Reserve), G	68	1953
Bailey, Johnny* (Texas A&I), WR	22	1990-91
Baisi, Al* (West Virginia), G	26	1940-42
Baker, Myron (Louisiana Tech), LB	91	1993-95
Baldwin, Ervin (Michigan St.), DE	99	2008
Ball, Alan (Illinois), CB	24	2015
Banks, Johnthan (Mississippi State), DB	35	2016
Banks, Fred (Liberty), WR	81	1993
Barber, Kurt (USC), DE	97	1997
Barber, Marion (Minnesota), RB	24	2011
Barker, Richard* (Iowa State), G	18	1921
Barkley, Matt (USC), QB	12	2016
Barnard, Brooks (Maryland), P	16	2003
Barnes, Erich (Purdue), HB/DB	24	1958-60
Barnes, Gary (Clemson), E	86	1964
Barnes, Joe (Texas Tech), QB	23	1974
Barnes, Lew (Oregon), WR	81	1986
Barnes, Marlon (Colorado), RB	32	2000
Barnett, Steve (Oregon), T	73	1963
Barnhardt, Tom (North Carolina), P	17	1987
Barrow, Lamin (LSU), LB	57	2015
Bars, Alex (Notre Dame) OL	64	2019
Barth, Connor (North Carolina), K	4	2016-17
Bartholomew, Brent (Ohio State), P	12	2000
Barton, Kirk, (Ohio State), T	69	2008
Barwegan, Richard* (Purdue), G	26, 61	1950-52
Basazne, Brett (Northwestern), QB	14	2009
Baschnagel, Brian (Ohio State), WR	84	1976-84
Bass, David (Missouri Western St.), DE	91	2013-14
Bass, Robert (Miami-FL), LB	52	1995

Bassi, Dick* (Santa Clara), G	35	1938-39	Boone, JR* (Tulsa), HB	55, 57	1948-51
Bates, D'Wayne (Northwestern), WR	87	1999-2001	Bortz, Mark (Iowa), G	62	1983-94
Battles, Bill* (Brown), E	**	1939	Boso, Cap (Illinois), TE	86	1987-91
Bauman, Alf* (Northwestern), T	41	1948-50	Bostic, Jonathan (Florida), LB	57, 52	2013-15
Bausby, De'Vante (Pittsburgh State), DB	20	2016	Bowers, Sam (Fordham), TE	84	1987
Bausch, Frank* (Kansas), C	24	1937-40	Bowman, Zackary (Nebraska), CB	35, 38	2008-13
Baxter, Fred (Auburn), TE	84	2001-02	Bownes, Fabien (W. Illinois), WR	82, 88	1995-98
Baynham, Craig (Georgia Tech), RB	46	1970	Brackett, ML (Auburn), T	63	1956-57
Becker, Dave (Iowa), S	49	1980	Bradley, Chuck (Oregon), TE	81	1977
Becker, Doug (Notre Dame), LB	51	1978	Bradley, Ed* (Wake Forest), G	38, 67	1950; 52
Becker, Kurt (Michigan), G	79	1982-88; 90	Bradley, Mark (Oklahoma), WR	16	2005-08
Becker, Wayland* (Marquette), E	21	1934	Bradley, Steve (Indiana), QB	12	1987
Becton, Nick (Virginia Tech), G/T	71	2015	Braidwood, Charles* (Chattanooga), E	16	1932
Beekman, Josh (Boston College), G	67	2007-09	Bramhall, Art* (DePaul), HB	**	1931
Bell, Bob (Missouri), LB	97	1987	Brandon, Cory (Oklahoma), T	76	2012
Bell, Joique (Wayne State), RB	43	2016	Bratkowski, Edmund "Zeke" (Ga.), QB	12	1954;57-60;72
Bell, Kahlil (UCLA), RB	32	2009-12	Braunecker, Ben (Harvard), TE	84	2016-19
Bell, Kay* (Washington State), T	26	1937	Braverman, Daniel (Western Michigan), WR	83	2016
Bell, Ricky (NC State), CB	30, 32	1997-98	Bray, Ray* (Western Michigan), G	82	1939-42;46-51
Bell, Todd* (Ohio State), S	25	1981-84;86	Bray, Tyler (Tennessee), QB	9	2018-88
Bellamy, Josh (Louisville)	11, 15	2014-18	Brewer, Chris (Arizona), RB	32	1987
Belton, Keith (Syracuse), FB	44	2004	Briggs, Greg (Texas Southern), LB	54	1996
Benjamin, Ryan (South Florida), LS	63	2001	Briggs, Lance (Arizona), LB	55	2003-14
Bennett, Ben (Duke), QB	14	1987	Brien, Doug (California), K	10	2005
Bennett, Earl (Vanderbilt), WR	85, 80	2008-13	Brink, Larry (Northern Illinois), E	80	1954
Bennett, Edgar (Florida State), RB	32	1998-99	Britton, Earl* (Illinois), FB	80	1925
Bennett, Martellus (Texas A&M), TE	83	2013-15	Britton, Eben (Arizona), G/T	62	2013-14
Benson, Cedric* (Texas), RB	32	2005-07	Brockmeyer, Blake (Texas), T	78	1999-2001
Benton, Jim* (Arkansas), E	12	1943	Brockman, Edward (Oklahoma), B	**	1930
Berger, Mitch (Colorado), P	17	1995	Brooks, Anthony (E. Texas St.), WR	10	1993
Bergerson, Gilbert* (Oregon State), G	23	1932-33	Brooks, Macey (James Madison), WR	83	1999-2000
Berlin, Eddie (Northern Iowa), WR	86	2005	Brown, Alex (Florida), DE	96	2002-09
Berrian, Bernard (Fresno State), WR	80	2004-07	Brown, Daniel (James Madison), TE	85	2016-18
Berry, Connie, M.* (NC State), E	23	1942-46	Brown, Charlie (Syracuse), DB	22	1966-67
Berry, Royce (Houston), DE	82	1976	Brown, Ed* (San Francisco), QB/P	15	1954-61
Best, Art* (Kent State), RB	25	1977-78	Brown, James (Troy), T/G	78	2012-13
Bettis, Tom (Purdue), LB	65	1963	Brown, Kevin (W. Texas State), P	11	1987
Bettridge, John* (Ohio State), HB	9	1937	Brown, Mike (Nebraska), S	30	2000-08
Bingham, Don* (Sul Ross), HB	46	1956	Brown, Ruben (Pittsburgh), G	74	2004-07
Bishop, Bill* (North Texas), T	73	1952-60	Brown, William (Illinois), FB	38	1961
Bishop, Don* (Los Angeles City), E	45	1959	Bruer, Bob (Mankato State), TE	81	1976
Bivins, Charles* (Morris Brown), HB	49	1960-66	Brumbaugh, Carl* (Florida), QB	8	1930-37
Bjork, Del* (Oregon), T	82	1937-38	Brupbacher, Ross (Texas A&M), LB	31	1970-73
Blackburn, JA, T	**	1923	Bryan, Johnny* (Chicago), HB	4, 8, 9	1922-25
Blacklock, Hugh* (Michigan State), T	21	1920-25	Bryant, Waymond (Tennessee St.), LB	50	1974-77
Blackman, Lennon* (Tulsa), HB	11, 19	1930	Buckler, William "Bill"* (Alabama), G	5, 15, 16	1926-31
Blackwell, Kelly (TCU), TE	91	1992	Buenning, Dan (Wisconsin), G	72	2008
Blair, Paul (Oklahoma State), T	68	1986-87	Buffone, Doug* (Louisville), LB	55	1966-79
Blake, Jeff (East Carolina), QB	11	2005	Buford, Maury (Texas Tech), P	8	1985-86;89-91
Blanda, George* (Kentucky), QB/K	16, 22	1949-58	Buivid, Ray* (Marquette), QB/HB	9	1937-38
Blaylock, Anthony (Winston-Salem), CB	47	1993	Bukich, Rudy (USC), QB	10, 14	1958-59;62-68
Boden, Lynn (South Dakota State), G	60	1979	Bull, Ronnie (Baylor), B	29	1962-70
Boggs, Taylor (Humboldt State), G/C	60	2013-14	Bullard, Jonathan (Florida), DL	74	2016-18
Boland, George* (Purdue), FB	5, 19	1921-24	Bullocks, Josh (Nebraska), S	36	2009-10
Bond, Devante (Oklahoma) LB	53	2019	Burdick, Lloyd* (Illinois), T	14	1931-32
Bonderant, JB* (DePauw), C	**	1922	Burgeis, Glenn* (Tulsa), T	29	1945
Boniol, Chris (Louisiana Tech), K	18	1999	Burger, Todd (Penn State), G	63	1993-97
Booker, Marty (NW Louisiana), WR	86	1999-2003; 08	Burks, Randy (SE Oklahoma St.), WR	83	1976
Boone, Alfonso (Mt. San Ant. JC), DT	70	2001-06	Burman, George (Northwestern), T	68	1964

Burns, Keith (Oklahoma State), LB.....	52	1999
Burris, Henry (Temple), QB.....	10	2002
Burton, James (Fresno State), CB.....	35	1994-97
Burton, Michael (Rutgers), FB.....	46	2018
Burton, Shane (Tennessee), DT.....	94	1999
Burton, Trey (Florida), TE.....	80	2018-19
Bush, Deon (Miami, Fla.), DB.....	26	2016-19
Bush, Michael (Louisville), RB.....	29	2012-13
Bushrod, Jermon (Towson), T.....	74	2013-15
Buss, Arthur* (Michigan State), T.....	10, 11	1934-35
Bussey, Young* (LSU), QB.....	37	1940-41
Butkus, Dick (Illinois), LB.....	51	1965-73
Butler, Gary (Rice), TE.....	81	1975
Butler, Kevin (Georgia), K.....	6	1985-95
Butterfield, Mark (Stanford), QB.....	10	1996
Buzin, Rich (Penn State), T.....	73	1972

C	#	Years
Cabral, Brian (Colorado), LB.....	54	1981-86
Cadle, James (San Jose State), G.....	72	1962-72
Caffey, Lee Roy* (Texas A&M), LB.....	60	1970
Cain, Jeremy (Massachusetts), LB/LS.....	58, 44	2004-05; 13-14
Cain, Joe (Oregon Tech), LB.....	59	1993-96
Caldwell, Mike (Middle Tenn. St.), LB.....	55	2002
Callahan, Bryce (Rice), CB.....	37	2015-18
Calland, Lee (Louisville), CB.....	23	1969
Cameron, Jack (Winston-Salem), WR.....	30	1984
Campana, Al* (Youngstown), HB.....	10, 40	1950-53
Campbell, Gary (Colorado), LB.....	59	1977-83
Campbell, Jason (Auburn), QB.....	2	2012
Campbell, Leon* (Arkansas), FB.....	32	1952-54
Canady, James* (Texas), HB.....	8	1948-49
Carey, Bob* (Michigan State), E.....	85	1958
Carey, Ka'Deem (Arizona), RB.....	25	2014-16
Carimi, Gabe (Wisconsin), G/T.....	72	2011-12
Carl, Harland (Wisconsin), HB.....	41	1956
Carlson, Jules "Zuck"* (Oregon St.), G.....	20	1929-36
Caroline, JC (Illinois), DB.....	25	1956-65
Carrier, Mark (USC), S.....	20	1990-96
Carter, Daryl (Wisconsin), LB.....	59	1997
Carter, Marty (Mid. Tenn. St.), S.....	23	1995-98
Carter, Tom (Notre Dame), CB.....	25	1997-99
Carter, Tony (Minnesota), RB.....	30	1994-97
Carter, Virgil (BYU), QB.....	9, 11, 15	1968-69; 76-77
Casares, Rick* (Florida), FB.....	35	1955-64
Casey, Tim (Oregon), LB.....	34	1969
Cash, Kerry (Texas), TE.....	84	1996
Castete, Jesse (McNeese State), HB.....	22	1956
Catthouse, Sean (California), S.....	36	2013
Cerqua, Marq (Carson-Newman), LB.....	49	2002
Chamberlin, Guy* (Nebraska), E.....	13, 23	1920-21
Chambers, Wally* (E Kentucky), DT.....	60	1973-77
Chancey, Robert, FB.....	38	1998
Chandler, Chris (Washington), QB.....	12	2002-03
Chapura, Dick (Missouri), DT.....	94	1987-89
Chesley, Al (Pittsburgh), LB.....	57	1982
Chesney, Chester "Chet"* (DePaul), C.....	28	1939-40
Childs, Clarence (Florida A&M), DB.....	23	1968
Christian, Bob (Northwestern), FB.....	44	1992-94

Cifers, Ed* (Tennessee), E.....	14	1947-48
Clark, Darryl (Texas), RB.....	37	1987
Clark, Desmond (Wake Forest), TE.....	88	2003-10
Clark, Gail (Michigan State), LB.....	53	1973
Clark, Greg (Arizona State), LB.....	98	1988
Clark, Herman* (Oregon State), G.....	65, 74	1952-56
Clark, Jon (Temple), T.....	72	1996-97
Clark, Phil (Northwestern), DB.....	39	1970
Clarke, Harry* (West Virginia), HB.....	4	1940-43
Clarkson, Stuart* (Texas A&I), G.....	31, 36	1942, 46-50
Clausen, Jimmy (Notre Dame), QB.....	8	2014-15
Clemons, Craig (Iowa), S.....	43	1972-77
Clinton-Dix, Ha Ha (Alabama) S.....	21	2019
Clutts, Tyler (Fresno State), FB.....	44	2011
Coady, Rich (Memphis State), C/E.....	37, 52	1970-74
Cobb, Mike (Michigan State), TE.....	87	1978-81
Cobb, Trevor (Rice), RB.....	43	1994
Cody, Ed* (Purdue), FB.....	16	1949-50
Cohen, London (Ohio), DT.....	97	2013
Cohen, Earl (North Carolina A&T), RB.....	29	2017-19
Coia, Angelo* (USC), HB.....	46	1960-63
Cole, Emerson* (Toledo), FB.....	31	1952
Cole, Linzy (TCU), WR.....	25	1970
Coleman, Craig (Jackson State), CB.....	43	1998
Coleman, Travis (Hampton), DB.....	39	2002
Coley, James (Clemson), TE.....	89	1990
Collier, Ervin (Florida A&M), DT.....	93	1995
Collins, Andre (Penn State), LB.....	52	1998
Collins, Nate (Virginia), DT.....	93	2012-13
Collins, Todd (Michigan), QB.....	10	2010
Colombo, Marc (Boston College), T.....	75	2002-05
Colvin, Rosevelt (Purdue), LB.....	59	1999-2002
Compton, Tom (South Dakota), OL.....	76	2017
Concannon, Jack* (Boston College), QB.....	11	1967-71
Conkright, Bill* (Oklahoma), C.....	47	1937-38
Connor, George* (Notre Dame), T/LB.....	71, 81	1948-55
Conte, Chris (California), S.....	47	2011-14
Conway, Curtis (USC), WR.....	80	1993-99
Conzelman, Jim* (Washington), QB.....	1, 15	1920
Cook, Daimon (Bethune-Cookman), T.....	76	2001
Cook, Marv (Iowa), TE.....	86	1994
Cooke, Ed (Maryland), E.....	80	1958
Cooper Sr., Marcus (Rutgers), DB.....	31	2017-18
Copeland, Ron* (UCLA), WR.....	36	1969
Corbett, George* (Millikin), HB.....	5	1932-38
Cornish, Frank (Grambling), DT.....	73	1966-70
Corzine, Lester* (Davis & Elkins), HB.....	**	1938
Costanzo, Blake (Lafayette), LB.....	52	2012-13
Cotton, Craig (Youngstown), TE.....	80	1973
Cousin, Terry (South Carolina), CB.....	21, 24	1997-99
Covert, Jim (Pittsburgh), T.....	74	1983-90
Cowan, Les* (McMurry), T.....	89	1951
Coward, Rashaad (Old Dominion), DL.....	69	2017-2019
Cowsette, Delbert (Maryland), DT.....	73	2006
Cox, Bryan (W. Illinois), LB.....	52	1996-97
Cox, Ron (Fresno State), LB.....	54	1990-95, '97
Crawford, Fred* (Duke), T.....	14	1934-35
Crawford, James* (Illinois), G.....	27	1925
Croft, Abe* (SMU), E.....	12	1944-45

Croftcheck, Don (Indiana), G	61	1967
Cross, Bob* (Stephen F. Austin), T	76	1952-53
Culpepper, Brad (Florida), DT	76	2000
Culver, Alvin* (Notre Dame), T	27, 70	1932
Cunningham, Benny (Middle Tennessee), RB...30		2017-18
Cunningham, Harold* (Ohio State), E	14	1929
Curchin, Jeff* (Florida State), T	70	1970-71
Currie, Airese (Clemson), WR	17	2006
Cutler, Jay (Vanderbilt), QB	6	2009-16

D	#	Years
Daffer, Terrell "Ted"* (Tennessee), E	64	1954
Damore, John (Northwestern), C	50	1957, 59
Daniel, Chase (Missouri), QB	4	2018-19
Daniell, Jim* (Ohio State), T	99	1945
Daniels, Dick (Pacific-Oregon), S	23	1969-70
Daniels, James (Iowa), OL	68	2018-19
Daniels, Phillip (Georgia), DE	93	2000-03
Davis, Art* (Alabama State), T	70, 78	1953-54
Davis, Chauncey (Florida State), DE	94	2011
Davis, Fred* (Alabama), T	24	1946-51
Davis, Harper (Miss. St.), HB	19	1950
Davis, Jason (Illinois), FB	43	2008
Davis, John (Emporia State), TE	82	2001-02
Davis, John (Missouri), DB	47	1970
Davis, Kellen (Michigan State), TE	87	2008-12
Davis, Mike (South Carolina) RB	25	2019
Davis, Rashied (San Jose St.), CB/WR	21, 81	2005-10
Davis, Rob (Shippensburg - PA), DT/LS	91	1996
Davis, Roger (Syracuse), G	60	1960-63
Davis, Russell (North Carolina), DE	95	1999
Davis, Wendell (LSU), WR	82	1988-93
de la Puente, Brian (California), C/G	64	2014
Dean, Fred (Texas Southern), G	63	1977
DeCicco, Dom (Pittsburgh), LB	57, 58	2011-12
DeCorrevont, Bill* (Northwestern), HB	36	1948-49
DeLong, Steve* (Tennessee), DE	87	1972
Deloplaine, Jack (Salem), RB	33	1979
Demps, Quintin (UTEP), DB	21	2017
Dempsey, Frank* (Florida), G	40, 62	1950-53
Denney, Austin* (Tennessee), E	84	1967-69
Denson, Autry (Notre Dame), RB	25	2001
Dent, Richard (Tennessee St.), DE	95	1983-93; 95
DePaola, Andrew (Rutgers), LS	49	2017
Devlin, Chris (Penn State), LB	50	1978
Dewveall, Willard* (SMU), E	88	1959-60
Digris, Bernie* (Holy Cross), T	37	1943
Dimancheff, Boris "Babe"* (Purdue), HB	41	1952
Ditka, Mike (Pittsburgh), TE	89	1961-66
Dixon, Ahmad (Baylor), S	36	2014
Dodd, Al* (NW Louisiana), DB	23	1967
Doehring, John "Bull"*, FB	11, 27	1932-37
Doerger, Jerry (Wisconsin), T	72	1982
Dogins, Kevin (Texas AGM-K'ville), C	73	2001-02
Donchez, Tom (Penn State), RB	36	1975
Dooley, Jim* (Miami-FL), E	43-52-54-56-57-59-62	
Dorsey, Quinn (Oregon), DE	90	2004
Dottley, John* (Mississippi), FB	34	1951-53
Douglas, Merrill (Utah), FB	36	1958-60

Douglass, Bobby (Kansas), QB	10	1969-75
Douglass, Maurice (Kentucky), DB	36, 37	1986-94
Douthitt, Earl (Iowa), S	43	1975
Dowden, Corey (Tulane), CB	20	1997
Draft, Chris (Stanford), LB	96	1998
Dragos, Scott (Boston College), FB/TE	45	2000-01
Draughn, Shaun (North Carolina), RB	38	2014
Dreher, Ferd* (Denver), E	20	1938
Dressen, Charley*, QB	5	1920
Drews, Ted* (Princeton), E	20, 80	1928
Dreyer, Wally* (Wisconsin), HB	3	1949
Driscoll, Paddy* (Northwestern), HB	1, 20	1920; 26-29
Drulis, Chuck* (Temple), G	14, 21	1942, 45-50
Drury, Lyle* (St. Louis), E	23	1930-31
Drzewiecki, Ron* (Marquette), HB	21	1955; 57
Duarte, George (N Arizona), CB	30	2005
Ducasse, Vladimir (Massachusetts), G	62	2017
Duerson, Dave* (Notre Dame), S	22	1983-89
Dugger, Jack* (Ohio State), E	12	1949
Dulaney, Mike (North Carolina), RB	38	1997
Dunlap, Bob* (Oklahoma), QB	30	1935
Dunn, Brandon (Louisville), DT	98	2014-15
Dunsmore, Pat (Drake), TE	91	1983-84
Duvic, John (Northwestern), K	10	1987
Dvoracek, Dusty (Oklahoma), DT	98	2007-08
Dyko, Chris* (Washington St.), T	68	1989

E	#	Years
Earl, Robin (Washington), RB/TE	39, 81	1977-82
Ecker, Ed* (John Carroll), T	22	1947
Edinger, Paul (Michigan State), K	2	2000-04
Edison, Cornelius (Portland State), OL	60	2016
Edwards, Brian (East Tenn. St.), RB	38	2000
Edwards, Cid (Tennessee State), RB	37	1975
Edwards, Lavar (LSU), DL	76	2015
Edwards, Marc (Notre Dame), FB	49	2005
Edwards, Steve (Central Florida), T	79	2002-05
Eilers, Pat (Notre Dame), S	25, 37	1995
Eldridge, Brody (Oklahoma), TE	88	2012
Elliott, Jamin (Delaware), WR	87	2002
Ellis, Allan* (UCLA), CB	48	73-77; 79-80
Elnes, Leland* (Bradley), QB	10, 11	1929
Ely, Harold* (Iowa), G	11	1932
Ely, Larry (Iowa), LB	54	1975
Enderle, Nathan (Idaho), QB	10	2011
Engebretsen, Paul* (Northwestern), G	21	1932
Englund, Harry*, E	15	1920-23
Engram, Bobby (Penn State), WR	81	1996-2000
Enis, Curtis (Penn State), RB	39, 44	1998-2000
Epps, Tony* (Memphis State), DT	65	1993-94
Erickson, Craig (Miami-Fla.), QB	19	1999
Erickson, Harold* (Wash. & Jeff.), HB	26	1925
Evans, Earl* (Harvard), T	19, 44	1926-29
Evans, Fred* (Notre Dame), HB	11	1948
Evans, Vince (USC), QB	8	1977-83
Everett, Tyler (Ohio State), S	22	2006
Evey, Dick* (Tennessee), T	79	1964-69

F	#	Years
Fabuluje, Tayo (TCU), T	73	2015
Fada, Rob (Pittsburgh), G	92	1983-84
Fain, Richard (Florida), CB	24	1992
Fales, David (San Jose State), QB	12, 9	2014-16
Falkenberg, Herb* (Trinity), FB	30	1952
Famiglietti, Gary* (Boston U.), FB	2	1938-45
Fanning, Stan* (Idaho), T	65	1960-62
Farmer, George (UCLA), WR	43	1970-75
Farrington, John* (Prairie View), E	84	1960-63
Farris, Tom* (Wisconsin), QB	36	1946-47
Faulkerson, Mike (North Carolina), FB	38	1995-96
Feathers, Beattie* (Tennessee), HB	48	1934-37
Febel, Fritz* (Purdue), G	28	1935
Federovitch, John* (Davis & Elkins), T	34	1941, 1946
Feely, Jay (Michigan), K	4	2014
Feichtinger, Andy*, E	11	1920-21
Fencik, Gary (Yale), S	45	1976-87
Fenimore, Bob* (Oklahoma A&M), HB	55	1947
Ferguson, Ego (LSU), DT	95	2014-15
Ferguson, JB, T	**	1932
Ferguson, Jim (South Carolina), C/LB	58	1969
Fetz, Gus*, FB	10	1923
Fiammetta, Tony (Syracuse), FB	43	2013-14
Figner, George "Bunny" (Colorado), HB	21	1953
Finzer, Dave (DePauw), P	15	1984
Fisher, Bob (SMU), TE	85	1980-81
Fisher, Jeff (USC), CB	24	1981-84
Fittz, Kylie (Utah), LB	49	2018
Fitzgerald, Greg (Iowa), DT	96	1987
Flaherty, Pat* (Princeton), E	15	1923
Flanagan, Dick* (Ohio State), G	9	1948-49
Flanagan, Latham* (Carnegie Tech), E	19	1931
Flanigan, Jim (Notre Dame), DT	68, 99	1994-2000
Fleckenstein, Bill* (Iowa), G	15	1925-30
Floyd, Bobby Jack (TCU), FB	30	1953
Floyd, Leonard (Georgia), LB	94	2016-19
Flutis, Doug (Boston College), QB	2	1986
Fontenot, Al (Baylor), DE	96	1993-96
Fontenot, Jerry (Texas A&M), G	67	1989-96
Forbes, Marlon (Penn State), S	46	1996-98
Ford, Carl (Toledo), WR	19	2005
Ford, Charlie (Houston), CB	32	1971-73
Ford, Michael (LSU), RB	32	2013
Fordham, Jim* (Georgia), FB	3	1944-45
Forrest, Tom* (Cincinnati), G	62	1974
Forsey, Brock (Boise State), RB	44	2003
Forte, Aldo* (Montana State), G	23	1939-42
Forté, Matt (Tulane), RB	22	2008-15
Fortmann, Dan* (Colgate), G	21	1936-43
Fortunato, Joe* (Mississippi State), LB	31	1955-66
Francis, Sam* (Nebraska), FB	38	1937-38
Franklin, Jerry (Arkansas), LB	59	2012-13
Franklin, Paul* (Franklin), E	9	1930-34
Frazier, Leslie (Alcorn State), CB	21	1981-85
Frederick, Andy (New Mexico), T	71, 72	1983-85
Freeman, Jerrell (Mary Hardin-Baylor), LB	50	2016-17
Frey, Isaiah (Nevada), CB	31	2013-14
Friedman, Lennie (Duke), G	62	2005

Frump, Milton* (Ohio Wesleyan), G	17	1930
Fuller, Kyle (Virginia Tech), CB	23	2014-19
Fuller, Steve (Clemson), QB	4	1984-86
Furrer, Will (Virginia Tech), QB	2	1992

G	#	Years
Gabriel, Taylor (Abilene Christian), WR	18	2018-19
Gafford, Thomas (Houston), LS	43	2015
Gage, Justin (Missouri), WR	87, 12	2003-06
Gagnon, Dave (Ferris State), RB	21	1974
Gaines, Michael (Central Florida), TE	85	2009
Gaines, Wentford (Cincinnati), CB	36	1978-80
Galimore, Willie* (Florida A&M), HB	28	1957-63
Gallagher, Dave (Michigan), DE	76	1974
Gallarneau, Hugh* (Stanford), HB	8	1941-42; 45-47
Gandy, Mike (Notre Dame), G	69	2002-04
Garay, Antonio (Boston College), DT	90	2006-07
Gardner, Gilbert (Purdue), LB	59	2008
Gardocki, Chris (Clemson), P/K	17	1991-94
Garrett, Carl (New Mexico H'lands), RB	26	1973-74
Garrett, T.* (Oklahoma A&M), C	13	1947-48
Garrett, WD* (Mississippi State), T	44	1950
Garvey, Art "Hec"* (Notre Dame), E	6	1922-23
Garvey, Ed* (Notre Dame), HB	28	1925
Garza, Roberto (Texas A&M-K'ville), G	63	2005-14
Gaston, Bruce (Purdue), DL	76	2015
Gattis, Josh (Wake Forest), S	43	2007
Gault, Willie (Tennessee), WR	83	1983-87
Gayle, Shaun (Ohio State), S	23	1984-94
Gedney, Chris* (Syracuse), TE	84	1993-96
Gentry, Curtis (Maryland Eastern Shore), DB	46	1966-68
Gentry, Dennis (Baylor), WR	29	1982-92
Gentry, Tanner (Wyoming), WR	19	2017
George, Bill* (Wake Forest), G/LB	61, 72	1952-65
George, Jeff (Illinois), QB	11	2004
Gepford, Sid* (Millikin & Bethany), B	6	1920
Gersbach, Carl (West Chester St.), LB	59	1975
Geyer, Bill* (Colgate), HB	7, 11	1942-43, 46
Gibron, Abe* (Purdue), G	65	1958-59
Gibson, Aaron (Wisconsin), G/T	78	2003-04
Gibson, Thadeus (Ohio State), DE	93	2011
Gilbert, Jarron (San Jose State), DT	90	2009
Gilbert, Kline* (Mississippi), T	62	1953-57
Gilliam, John (South Carolina St.), WR	82	1977
Gilmore, John (Penn State), TE	85	2002-07
Glasgow, Brian (N Illinois), TE	82, 98	1987
Glenn, Bill* (E Illinois), QB	8	1944
Glenn, Jacoby (Central Florida), CB	39	2015-16
Glennon, Mike (NC State), QB	8	2017
Glueck, Larry (Villanova), B	43	1963-65
Goebel, Paul* (Michigan), E	44	1925
Goldman, Eddie (Florida State), DL	91	2015-19
Goodnight, Owen* (Hardin-Simmons), QB	27	1946
Gordon, Dick (Michigan State), WR	45	1965-71
Gordon, Lou* (Illinois), T	19	1938
Gorgal, Ken* (Purdue), HB	14	1955-56
Gould, Robbie (Penn State), K	9	2005-15
Gowins, Brian (Northwestern), K	11	1999
Grabowski, Jim (Illinois), RB	33	1971

Graham, Conrad (Tennessee), DB	1973
Graham, Corey (New Hampshire), CB	2007-11
Graham, Jeff (Ohio State), WR	1994-95
Grandberry, Ken (Wash. St.), RB	1974
Grange, Garland "Gardie"* (Illinois), E	1929-31
Grange, Harold "Red"* (Illinois), HB/DB	1925; 29-34
Grant, Charles (Georgia), DE	2010
Grant, Ernest (Ark.-Pine Bluff), DT	2002
Grant, Larry (Ohio State), LB	2013
Grasmanis, Paul (Notre Dame), DT	1996-98
Grasu, Hroniss (Oregon), C	2015-17
Gray, Bobby (Louisiana Tech), SS	2002-04
Gray, Chris (Auburn), G	1997
Green, Bobby Joe* (Florida), P	1962-73
Green, Mark (Notre Dame), RB	1989-92
Green, Mike (Northwestern St.), S	2000-05
Green, Robert (William & Mary), RB	1993-96
Greene, Khaseem (Rutgers), LB	2013-14
Greenwood, Glen* (Iowa), HB	1924
Griese, Brian (Michigan), QB	2006-07
Grim, Bob (Oregon State), WR	1975
Grossman, Rex (Florida), QB	2003-08
Grosvenor, George* (Colorado), HB	1935-36
Groy, Ryan (Wisconsin), G	2014
Grygo, Al* (South Carolina), HB	1944-45
Gudauskas, Pete* (Murray State), G	1943-44
Gulynicks, George* (Ellisville JC), HB/P	1947-55
Gunn, Jimmy* (USC), LB	1970-75
Gunner, Harry (Oregon State), DE	1970
Gurode, Andre (Colorado), C/G	2012

H	#	Years
Haddon, Aldous* (Wash. & Jeff.), B	28	1928
Haines, Kris (Notre Dame), WR	83	1979-81
Halas, George* (Illinois), E	7	1920-29
Hale, Dave (Ottawa), DE	75	1969-73
Hall, Delondre' (Northern Iowa), DB	32	2016-17
Hall, Lemanski (Alabama), LB	53	1998
Hallock, Ty (Michigan State), FB	49, 94	1998-99
Haluska, Jim (Wisconsin), HB	11	1956
Hamilton, Marcus (Virginia), CB	24	2008
Hamity, Lewis* (Chicago), HB	3	1941
Hamlin, Gene (Western Michigan), C	50	1971
Hammond, Henry* (Southwestern), E	15	1937
Hampton, Dan (Arkansas), DE/DT	99	1979-90
Hanie, Caleb (Colorado State), QB	12	2008-11
Hanke, Carl* (Minnesota), G	5	1922
Hanny, Frank* (Indiana), E	19	1922-26
Hansen, Wayne* (Texas Western), C	14, 51	1950-59
Harbaugh, Jim (Michigan), QB	4, 14	1987-93
Hardy, Cliff (Michigan State), CB	17	1971
Hardy, John (California), DB	38	1991
Harley, Charles "Chic"* (Ohio State), RB	**	1921
Harmon, Ronnie (Iowa), RB	22	1997
Harper, LaSalle (Arkansas), LB	54	1989
Harper, Roland (Louisiana Tech), RB	35	75-78; 80-82
Harris, Al (Arizona State), DE	90	1979-84;86-87
Harris, Chris (Louisiana-Monroe), S	46	2005-06; 10-11
Harris, Chuck (West Virginia), T	75	1987

Harris, Frank (NC State), RB	36	1987
Harris, Jonathan (Lindenwood) DL	71	2019
Harris, Raymont (Ohio State), RB	29	1994-97
Harris, Richard* (Grambling), DE	84	1974-75
Harris, Sean (Arizona), LB	55	1995-2000
Harris, Tommie (Oklahoma), DT	91	2004-10
Harris, Walt (Mississippi State), CB	27	1996-2001
Harris, Willie (Mississippi State), WR	86	1993
Harrison, Jim (Missouri), RB	35	1971-74
Harrison, Marcus (Arkansas), DT	94, 99	2008-10
Hart, Tommy (Morris Brown), DE	53	1978-79
Hartenstine, Mike (Penn State), DE	73	1975-86
Hartman, Fred* (Rice), T	35	1947
Hartnett, Perry (SMU), G	71	1982-83
Hartsell, Mark (Boston College), QB	11	2000
Haselrig, Clint (Michigan), WR	81	1974
Hass, Mike (Oregon State), WR	83	2007
Hatley, John* (Sul Ross), G	65	1953
Hawkins, Gerald (Syracuse), DE	74	1995
Hayden, Kelvin (Illinois), CB	24	2012, 14
Hayes, Geno (Florida State), LB	58	2012
Haynes, Michael (Penn State), DE	97	2003-05
Hazelton, Major (Florida A&M), DB	49	1968-69
Healey, Ed* (Dartmouth), T	16	1922-27
Healy, Don (Maryland), G	60	1958-59
Hearden, Tom* (Notre Dame), QB	80	1929
Heck, Andy (Notre Dame), T	64	1994-98
Heileman, Charles* (Iowa State), E	**	1939
Heimuli, Lakei (BYU), RB	38	1987
Helwig, John* (Notre Dame), G	80	1953-56
Hempel, Bill* (Carroll), T	19	1942
Henderson, Reuben (San Diego St.), CB	20	1981-82
Henry, Ricky (Nebraska), G	64	2011
Hensley, Dick (Kentucky), E	82	1953
Hernandez, Adam (Yale), G	78	1998
Herndon, Jimmy (Houston), T	74	1997-2001
Herron, Bruce (New Mexico), LB	51	1978-82
Hester, Devin (Miami-FL), CB/KR/PR/WR	23	2006-13
Hester, Jim* (North Dakota), TE	86	1970
Hewitt, Bill* (Michigan), E	56	1932-36
Heyward, Craig* (Pittsburgh), FB	45	1993
Hibbs, Jesse* (USC), T	54	1931
Hicks, Aklem (Regina), DL	96	2016-19
Hicks, Michael (S. Carolina St.), RB	44	1996-97
Hicks, Tom (Illinois), LB	54	1976-80
High, Lennie*, HB	24	1920
Hiles, Van (Kentucky), S	48	1997
Hilgenberg, Jay (Iowa), C	63	1981-91
Hill, Charles (Maryland), DT	74	2003
Hill, Harlon* (North Alabama), E	87	1954-61
Hill, Ike (Catawba), WR	17	1973-74
Hills, Keno (Southwestern La.), G/T	68	1999
Hillmeyer, Hunter (Vanderbilt), LB	92	2003-10
Hilliard, Randy (NW Louisiana), CB	47	1998
Hintz, Mike (Wis-Platteville), DB	35	1987
Hoban, Mike (Michigan), G	67	1974
Hobscheid, Fred* (Chicago), G	**	1927
Hodgins, Norm (LSU), S	34	1974
Hoffman, Jack* (Xavier), E	82	1952-56

Hoffman, John (Hawaii), DE.....	79	1971
Hoffman, John "Jack"* (Arkansas), E....	29, 89, 82	1949-56
Hoge, Merrill (Idaho State), RB.....	33	1994
Hohensee, Mike (Minnesota), QB.....	88	1987
Hoke, Jonathan (Ball State), CB.....	47	1980
Holdman, Warrick (Texas A&M), LB.....	53	1999-2003
Holloway, Glen* (N Texas State), G.....	61, 62	1970-73
Holly, Daven (Cincinnati), CB.....	26	2005
Holman, Willie* (South Carolina St.), DE.....	85	1968-73
Holmer, Walter* (Northwestern), FB.....	9	1929-30
Holmes, Jaret (Auburn), K.....	10	1999
Holmes, Santonio (Ohio State), WR.....	14	2014
Holovak, Mike* (Boston College), FB.....	15	1947-48
Holt, Terrence (NC State), S.....	32	2008
Holtz, J.P. (Pitt), TE.....	81	2019
Hood, Ziggy (Missouri), DL.....	90	2015
Hoptowit, Al* (Washington State), T.....	26	1941-45
Horan, Mike (Long Beach State), P.....	2	1998
Horn, Levi (Montana), T.....	79	2011
Horsted, Jesper (Princeton), TE.....	49	2019
Horton, Larry (Iowa), DT.....	64	1972-73
Housler, Rob (Florida Atlantic), TE.....	88	2015
Houston, Lamar (Texas), DT.....	99	2014-17
Houston-Carson, DeAndre (William & Mary), DB36		2016-19
Howard, Bobbie (Notre Dame), LB.....	52	2001-03
Howard, Dana (Illinois), LB.....	95	1996
Howard, Jordan (Indiana), RB.....	24	2016-18
Howley, Charles (West Virginia), C.....	54	1958-59
Hoyer, Brian (Michigan State), QB.....	2	2016
Hrivnak, Gary (Purdue), DT.....	72	1973-76
Huarte, John (Notre Dame), QB.....	7	1972
Huerta, Carlos (Miami-FL), K.....	8	1996
Hudson, Chris (Colorado), S.....	47	1999
Huff, Gary (Florida State), QB.....	19	1973-76
Huffine, Ken* (Purdue), FB.....	5	1921
Hugasian, Harry (Stanford), HB.....	48	1955
Hughes, Billy* (Texas), C.....	24	1940-41
Hughes, Tyrone (Nebraska), PR/KR.....	33	1997
Hull, Mike (USC), FB.....	33	1968-70
Hultz, Don (Southern Miss.), DT.....	67	1974
Humphries, Stefan (Michigan), G.....	75	1984-86
Hunsinger, Chuck (Florida), HB.....	46	1950-52
Hunt, Jackie* (Marshall), HB.....	25	1945
Huntington, Greg (Penn State), G.....	67	1997-99
Hurd, Sam (Northern Illinois), WR.....	81	2011
Hurst, Demontre (Oklahoma), CB.....	30	2014-16
Hurst, William* (Oregon), G.....	**	1924
Hutchison, Anthony (Texas Tech), RB.....	31	1983-84
Hutchinson, Chad (Stanford), QB.....	9	2004
Huther, Bruce (New Hampshire), LB.....	57	1982
Hyche, Steve (Livingston), LB.....	58	1989
Hyland, Bob (Boston College), C.....	50	1970

I	#	Years
Idonije, Israel (Manitoba), DE.....	71	2004-12
Iglesias, Juaquin (Oklahoma), WR.....	17	2009
Ingwerson, Burt* (Illinois), G.....	10	1920-21
Inman, Dontrelle (Virginia), WR.....	17	2017
Ippolito, Anthony* (Purdue), G.....	82	1943

Ireland, Darwin (Arkansas), LB.....	52, 60	1994-95
Irving, Isaiah (San Jose State), LB.....	47	2017-19
Ivlow, John (Colorado State), RB.....	46	1993
Iwuh, Brian (Colorado), LB.....	52	2010-11
Iyegbuniwe, Joel (Western Kentucky), LB.....	45	2018-19

J	#	Years
Jackson, Bobby* (Alabama), HB.....	20	1961
Jackson, Eddie (Alabama), DB.....	39	2017-19
Jackson, Jack (Florida), WR.....	88	1995-96
Jackson, John (USC), WR.....	82	1996
Jackson, Noah (Tampa), G.....	65	1975-83
Jackson, Randy (Florida), T.....	65	1967-74
Jackson, Vestee (Washington), CB.....	24	1986-90
Jaeger, Jeff (Washington), K.....	1	1996-99
Jagade, Chick* (Indiana), FB.....	30	1954-55
James, Dan* (Ohio State), T.....	74	1967
Janata, John (Illinois), T.....	72	1983
Janet, Ernie (Washington), G.....	64	1972-74
January, Mike (Texas), LB.....	94	1987
Jarmoluk, Mike* (Temple), T.....	25	1946-47
Jecha, Ralph* (Northwestern), G.....	69	1955
Jeffery, Alshon (South Carolina), WR.....	17	2012-16
Jeffries, Eric (Texas), CB.....	24, 31	1987
Jencks, Robert* (Miami, OH), E.....	80	1963-64
Jenkins, Corey (South Carolina), LB.....	53	2004
Jenkins, Jarvis (Clemson), DL.....	96	2015
Jenkins, John (Georgia), DL.....	73	2017
Jennings, Keith (Clemson), TE.....	85	1991-97
Jennings, Tim (Georgia), CB.....	26	2010-14
Jensvold, Leo* (Iowa), QB.....	10	1931
Jeter, Bob (Iowa), CB.....	29	1971-73
Jeter, Perry* (California Poly Tech), RB.....	21	1956-57
Jewett, Bob (Michigan State), E.....	86	1958
Jiggetts, Dan (Harvard), T.....	62	1976-82
Jimoh, Ade (Utah State), CB.....	35	2007
Joe, Leon (Maryland), LB.....	53	2004-06
Joesting, Herb* (Minnesota), FB.....	33	1931-32
Johnson, Albert* (Kentucky), FB.....	3	1938
Johnson, Anthony (Notre Dame), RB.....	25	1995
Johnson, Bill* (SMU), G.....	33	1946-47
Johnson, Brent (Tenn.-Chattanooga), C/G.....	53	1987
Johnson, Bryan (Boise State), FB.....	47	2004-05
Johnson, Clyde (Kansas State), DB.....	35	1997
Johnson, Greg (Florida State), DT.....	78	1977
Johnson, Herman (LSU), G.....	67	2010
Johnson, Jack (Miami-FL), B.....	49	1957-59
Johnson, John (Indiana), T.....	76	1963-68
Johnson, Keshon (Arizona), CB.....	25, 37	1993-95
Johnson, Leo* (Millikin), HB.....	8	1920
Johnson, Leon (North Carolina), RB.....	32	2001-02
Johnson, Oscar*, (Vermont), FB.....	1, 10	1924
Johnson, Pete (VMI), B.....	20	1959
Johnson, Robert (Auburn), TE.....	82	2003
Johnson, Tank (Washington), DT.....	99	2004-06
Johnson, Todd (Florida), S.....	32, 35	2003-06
Johnson, Troy (Oklahoma), LB.....	92	1988-89
Johnson, Will (NE Louisiana), LB.....	89, 93	1987
Johnsos, Luke* (Northwestern), E.....	24	1929-36

Jones, Bob (San Diego State), E	43	1967
Jones, Christian (Florida State), LB	59, 52	2014-17
Jones, Dante (Oklahoma), LB	53	1988-94
Jones, Daryl (Miami-FL), WR	82	2004
Jones, Edgar* (Pittsburgh), HB	27, 37	1945
Jones, Greg (Colorado), LB	55	2001
Jones, Howard (Shepherd), LB	57	2017
Jones, Jeremy (Wayne State), S	46	2012
Jones, Jermaine (Northwestern St.), CB	26	1999
Jones, Jerry* (Notre Dame), G	12	1920-21
Jones, Jimmy (Wisconsin), E	80	1965-67
Jones, Kevin (Virginia Tech), RB	27	2008-09
Jones, Stan* (Maryland), T	78	1954-65
Jones, Thomas (Virginia), RB	20	2004-06
Jones-Quartey, Harold (Findlay), S	29	2015-16
Joyce, Eric (Tennessee State), DB	38	2002
Jordan, Donald (Houston), RB	49	1984
Joseph, Dwayne (Syracuse), CB	32	1995-96
Juenger, Dave (Ohio U.), WR	38	1973
June, Cato (Michigan), LB	59	2009
Jurkovic, Mirko* (Notre Dame), G	64	1992

K

	#	Years
Karr, William* (West Virginia), E	22	1933-38
Karras, Ted* (Indiana), G	67	1960-64
Karwales, Jack* (Michigan), E	33	1946-47
Kashama, Alain (Michigan), DE	94	2004
Kassel, Chuck* (Illinois), E	24	1927
Kavanaugh, Ken* (LSU), E	51	40-41; 45-50
Kawal, Ed* (Illinois), C	19, 27	1931-36
Keane, Jim* (Iowa State), E	20	1946-51
Keefe, Jerry* (Notre Dame), G	**	1950
Kelly, Elmo* (Wichita), E	76	1944
Kelly, Jim (Tennessee State), TE	88	1974
Kendricks, Jim* (Texas A&M), T	6, 26	1924
Kennedy, Jimmy (Penn State), DT	72	2007
Kennison, Eddie (LSU), WR	82	2000
Keriasotis, Nick* (St. Ambrose), G	19	1942-44
Keyes, Marcus (North Alabama), DT	73	1996-97
Keys, Tyrone (Mississippi St.), DE	98	1983-85
Kiesling, Walter* (St. Thomas), G	25	1934
Kilcullen, Bob* (Texas Tech), T	74	1957-65
Kilgore, Jon (Auburn), P	80	1968
Kindt, Don* (Wisconsin), HB	6, 81	1947-55
Kindt, Don Jr. (Wis-LaCrosse), TE	81	1987
King, Ralph* (Chicago), T	2	1925
Kinney, Steve (Utah State), T	63	1973-74
Kirk, Ken* (Mississippi), C	53	1960
Kissell, Adolph* (Boston College), FB	18	1942
Kittner, Kurt (Illinois), QB	15	2005
Klawitter, Dick* (S. Dakota State), C	54	1956-57
Klein, Richard* (Iowa), T	79	1958-59
Knapczyk, Ken (Northern Iowa), WR	88	1987
Knight, Bryan (Pittsburgh), LB	90	2002-03
Knop, Oscar* (Illinois), FB	11	1923-28
Knox, Bill (Purdue), DB	31	1974-76
Knox, Johnny (Abilene Christian), WR/KR	13	2009-12
Knox, Ron* (UCLA), QB	18	1957
Koehler, Robert* (Northwestern), FB	3	1920-21

Kolman, Ed* (Temple), T	29	1940-44
Komar, Max (Idaho), WR	83	2011
Konovsky, Bob* (Wisconsin), G	58	1960
Kopcha, Joe* (Chattanooga), G	29	1929-35
Kortas, Kenneth (Louisville), T	70	1969
Kosins, Gary (Dayton), RB	33	1972-74
Kozlowski, Glen (BYU), WR	88	1987-92
Kramer, Eric (NC State), QB	12	1994-98
Kreamcheck, John* (Wm. & Mary), T	58	1953-55
Kreitling, Rich (Illinois), E	82	1964
Krenk, Mitch (Nebraska), TE	89	1984
Krenzell, Craig (Ohio State), QB	16	2004
Kreutz, Olin (Washington), C	57	1998-2010
Krieg, Dave (Milton College -WI), QB	17	1996
Kriewald, Doug (West Texas State), G	60	1967-68
Krumm, Todd (Michigan State), S	44	1988
Kuechenberg, Rudy (Indiana), LB	59	1967-69
Kunz, Lee (Nebraska), LB	57	1979-81
Kurek, Ralph (Wisconsin), FB	32	1965-70
Kush, Eric (California, Pa.), OL	64	2016-18
Kwiatkoski, Nick (West Virginia), LB	44	2016-19

L

	#	Years
Lacina, Corbin (Augustana), G	63	2003
Lacy, Bo (Arkansas), G	69	2004
LaFavor, Tron (Florida), DT	73	2003
LaFleur, Joe* (Marquette), FB	2	1922-24
LaForest, W.*, FB	**	1920
Lahar, Harold* (Oklahoma), G	12	1941;1945
Lamb, Walter* (Oklahoma), E	12	1946
Landry, Greg (Massachusetts), QB	11	1984
Lane, Austen (Murray State), DE	73	2014
Langford, Jeremy (Michigan State), RB	33	2015-16
Lanning, Spencer (South Carolina), P	4	2015
Lanum, R. "jake"* (Ill & Millikin), QB	1	1920-24
LaRocque, Joey (Oregon State), LB	90	2008
Larson, Fred* (Notre Dame), C	14, 17	1922
Larsen, Ted (N.C. State), OL	62	2016, 2019
Lashar, Tim (Oklahoma), K	16	1987
Lasike, Paul (BYU), RB/FB	47	2016
Lasker, Greg (Arkansas), S	31	1988
Latta, Greg* (Morgan State), TE	88	1975-80
Lattimore, DeDe (South Florida), LB	96	2014
Lawler, Allen* (Texas), HB	33	1948
Lawson, Roger (W. Michigan), RB	36	1972-73
Layne, Bobby* (Texas), QB	22	1948
Leahy, Bernie* (Notre Dame), HB	6	1932
LeBlanc, Cre'Von (Florida Atlantic), DB	22	2016-17
Leclerc, Roger (Trinity), K/LB	54, 83	1960-66
Le Bel, Harper (Colorado State), LS	88	1997
Lee, Buddy (LSU), QB	14	1971
Lee, Cameron (Illinois State), OL	63	2017
Lee, Herman* (Florida A&M), T	70	1958-66
Lee, Khari (Bowie State), TE	82	2015
Lee, Shawn* (North Alabama), DE	76	1998
Leeuwenburg, Jay (Colorado), G	58	1992-95
Leeuwenburg, Rich (Stanford), T	57	1965
Leggett, Earl* (LSU), T	71	1957-65
Lemon, Clifford* (Centre), T	9	1926

Leno, Jr., Charles (Boise State), T.....	72	2014-19
Leonard, James* (Colgate), T.....	**	1924
Lesane, James* (Virginia), HB.....	49	1952-53
Lewis, Darren (Texas A&M), RB.....	33	1991-93
Lewis, Nate (Oregon Tech), WR.....	82	1994-95
Lewis, Scotty (Baylor), DT.....	79	1995
Lick, Dennis (Wisconsin), T.....	70	1976-81
Lincoln, Jeremy (Tennessee), CB.....	39	1992-95
Line, Bill (SMU), DT.....	67	1972
Lintzenich, Joseph* (St. Louis), FB.....	7	1930-31
Lipscomb, Paul* (Tennessee), T.....	74	1954
Lisch, Rusty (Notre Dame), QB.....	12	1984
Littleton, Jody (Baylor), LS.....	63	2002
Livers, Virgil (W. Kentucky), CB.....	24	1975-79
Livingston, Andy (Phoenix JC), B.....	48	1964-65
Livingston, Howie* (Fullerton JC), DB.....	48	1953
Lloyd, Brandon (Illinois), WR.....	80	2008
Logan, James (Indiana), G.....	20, 37	1942-43
Long, Harvey* (Detroit), T.....	27	1929
Long, Joe (Wayne State), T.....	76	2013
Long, Kyle (Oregon), G.....	75	2013-19
Long, Johnny* (Colgate), QB.....	33	1944-45
Lott, Andre (Tennessee), DB.....	26	2006
Louis, Lance (San Diego State), G.....	60	2009-12
Louis-Jean, Al (Boston College), CB.....	39	2014
Lowe, Lloyd* (North Texas State), HB.....	28	1953-54
Lowery, Michael (Mississippi), LB.....	53	1996-97
Lucas, Cornelius III (Kansas State) OL.....	73	2019
Luckman, Sid* (Columbia), QB/P/DB.....	42	1939-50
Lujack, Johnny (Notre Dame), QB.....	32	1948-51
Lundy, Dennis (Northwestern), RB.....	43	1995
Lusby, Vaughn (Arkansas), CB.....	29	1980
Lyle, Garry (G. Washington), CB.....	44	1968-74
Lyman, Dustin (Wake Forest), TE.....	89	2000-04
Lyman, Roy "Link"* (Neb.), T.....	2, 11, 12, 14, 17	1926-28; 30-31; 33-34
Lynch, Aaron (USF), LB.....	93	2018-19
Lynch, Lorenzo (Cal St.-Sac.), DB.....	43	1987-89
Lyon, George* (Kansas State), T.....	17	1929

M	#	Years
Mack, Khalil (Buffalo), LB.....	52	2018-19
MacLeod, Robert* (Dartmouth), HB.....	5	1939-40
Macon, Ed* (College of Pacific), HB.....	25	1952-53
MacWherter, Kile* (Bethany), FB.....	14	1920
Magnani, Dante* (St. Mary's), HB.....	3, 4, 8	1943; 46; 49
Maillard, Ralph* (Creighton), T.....	23	1929
Malone, Charles* (Texas A&M), E.....	25	1933
Manders, Jack* (Minnesota), HB.....	10	1933-40
Maneri, Steve (Temple), TE.....	87	2013
Maness, James (TCU), WR.....	81	1985
Mangum, John (Alabama), S.....	26	1990-98
Maniaci, Joe* (Fordham), RB.....	11	1938-41
Mannelly, Patrick (Duke), T/LS.....	65	1998-2013
Manning, Danial (Abilene Christian), S/KR.....	38	2006-10
Manning, Pete (Wake Forest), E.....	86	1960-61
Manning, Terrell (NC State), LB.....	53	2014
Manning, Jr., Ricky (UCLA), CB.....	24	2006-07
Manske, Edgar "Eggs"* (Northwestern), E.....	7, 17	1937-40
Manumaleuna, Brandon (Arizona), TE.....	86	2010

Marconi, Joe* (West Virginia), FB.....	34	1962-66
Mare, Olindo (Syracuse), K.....	10	2012
Margarita, Bob* (Brown), HB.....	44	1944-46
Margerum, Ken (Stanford), WR.....	82, 89	81-83; 85-86
Mariani, Marc (Montana), WR/KR.....	80	2014-15
Marshall, Alfonso (Miami-FL), CB.....	22	2004
Marshall, Anthony (LSU), DB.....	36	1994-97
Marshall, Brandon (Central Florida), WR.....	15	2012-14
Marshall, Wilber (Florida), LB.....	58	1984-87
Marten, James (Boston College), T.....	72	2009
Martin, Bill (Georgia Tech), E.....	22, 85	1964-65
Martin, Billy* (Minnesota), HB.....	22	1962-64
Martin, Chris (Northwestern), CB.....	25	1996
Martin, Dave (Notre Dame), LB.....	53	1969
Martin, Derrick (Wyoming), CB.....	39	2013
Martin, Frank* (Alabama), HB.....	33	1941
Martin, Sherrod (Troy), S.....	36	2015
Martinovich, Phil* (Coll. of Pacific), G.....	19, 66	1940
Maslowski, Matt (San Diego U.), WR.....	46, 82	1972
Mass, Wayne* (Clemson), OT.....	74	1968-70
Massey, Chris (Marshall), LS.....	45	2011
Massie, Bobby (Mississippi), OL.....	70	2016-19
Masters, Bob* (Baylor), FB.....	37	1943-44
Masterson, Bernie* (Nebraska), QB.....	33	1934-40
Masterson, Forrest (Iowa), C.....	15	1945
Mastrogany, Gus* (Iowa), E.....	29	1931
Matheson, Jack* (W. Michigan), E.....	41	1947
Mattes, Ron (Virginia), T.....	75	1991
Matthews, Shane (Florida), QB.....	9	1993-96; 99-01
Mattson, Riley (Oregon), T.....	75	1965
Matuza, Al* (Georgetown), C.....	15	1941-44
Maumalanga, Chris (Kansas), DT.....	72	1997
Maxey, Marcus (Miami-FL), CB.....	27	2006
May, Chester*, G.....	19	1920
May, Walter O. "Red"*, G.....	19	1920
Mayes, Alonzo (Oklahoma State), TE.....	85	1998-2000
Mayes, Rufus* (Ohio State), T.....	71	1969
Maynard, Brad (Ball State), P.....	4	2001-10
Maznicki, Frank* (Boston College), HB.....	4	1942; 46
McAfee, George* (Duke), HB/DB.....	5, 33	1940-41; 45-50
McBride, Tre (William & Mary), WR.....	18	2017
McBride, Trumaine (Mississippi), CB.....	26	2007-09
McCants, Matt (UAB), OL.....	68	2016
McClellin, Shea (Boise State), DE.....	50, 99	2012-15
McClendon, Willie (Georgia), RB.....	37	1979-82
McClover, Darrell (Miami-FL), LB.....	58, 98	2006-09
McColl, Bill (Stanford), E.....	83	1952-59
McCown, Josh (Sam Houston St.), QB.....	12, 15	2011-13
McCray, Bruce (W. Illinois), CB.....	31	1987
McCray, Danny (LSU), S.....	29	2014
McDonald, Lester* (Nebraska), E.....	76	1937-39
McDonald, Rico (Pittsburgh), LB.....	54	1998-99
McElroy, Ray (Eastern Illinois), S.....	47	2000
McElwain, Bill* (Northwestern), HB.....	29	1925
McEnulty, Doug* (Wichita), FB.....	29	1943-44
McGee, Richmond (Texas), P.....	10	2009
McGee, Tony (Bishop College), DE.....	71	1971-73
McGowan, Brandon (Maine), S.....	36	2005-08
McGuire, Gene (Notre Dame), C.....	60	1993

McInerney, Sean (Frostburg State), DT.....	68	1987
McKenzie, Keith (Ball State), DT.....	95	2002
McKie, Jason (Temple), FB.....	37	2003-09
McKinnely, Phil (UCLA), T.....	67	1982
McKinney, Bill (West Texas), LB.....	54	1972
McKinnon, Dennis (Florida State), WR.....	85	83-85;87-89
McLean, Ray "Scooter"* (St. Anselm), HB/K.....	57	1940-47
McMahon, Jim (BYU), QB.....	9	1982-88
McManis, Sherrick (Northwestern), CB.....	27	2012-19
McMichael, Steve (Texas), DT.....	76	1981-93
McMillen, Jim* (Illinois), G.....	22	1924-29
McMillon, Todd (N. Arizona), CB.....	26	2000-04
McMullen, Daniel* (Nebraska), G.....	21	1930-31
McMurtry, Greg (Michigan), WR.....	88	1994
McNown, Cade (UCLA), QB.....	8	1999-2000
McPhee, Pernell (Mississippi State), LB.....	92	2015-17
McPherson, Forrest* (Nebraska), G.....	25	1935
McQuarters, R.W. (Oklahoma St.), CB.....	21	2000-04
McRae, Bennie* (Michigan), DB.....	26	1962-70
McRae, Franklin (Tenn. State), DT.....	58	1967
Meadows, Ed* (Duke), E.....	76, 86	1954-56
Mellekas, John* (Arizona), T/C.....	76	1956-61
Melton, Henry (Texas), DE.....	69	2010-13
Meredith, Cameron (Illinois State), WR.....	81	2015-16
Meriweather, Brandon (Miami), S.....	31	2011
Merkel, Monte* (Kansas), G.....	13	1942-43
Merrill, Mark (Minnesota), LB.....	50	1979
Merrill, Than (Yale), S.....	22	2001
Merritt, Ahmad (Wisconsin), WR.....	81	2001-03
Metcalf, Terrence (Mississippi), T/G.....	60	2002-08
Meyers, Denny* (Iowa), T.....	33	1931
Meyers, Jerry* (N Illinois), DL.....	74	1976-79
Michaels, Edward* (Villanova), G.....	18	1936
Mihal, Joe* (Purdue), T.....	27	1940-41
Milburn, Glyn (Stanford), RB/KR.....	24	1998-2001
Miller, Anthony (Memphis), WR.....	17	2018-19
Miller, Charles "Ookie"* (Purdue), C.....	76	1932-37
Miller, Fred (Baylor), T.....	69	2005-08
Miller, Jim (Michigan State), QB.....	15	1998-2002
Miller, Jordan (Southern), DT.....	96	2011
Miller, Milford* (Chadron), T.....	26, 76	1932
Miller, Zach (Nebraska-Omaha).....	86	2015-17
Mills, Jordan (Louisiana Tech), T.....	67	2013-14
Milner, Bill* (Duke), G.....	38	1947-49
Milton, Eldridge (Clemson), LB.....	57	1987
Mines, Fontel (Virginia), TE.....	89	2007
Minifield, Kevin (Arizona State), CB.....	24	1993-96
Minini, Frank (San Jose State), HB.....	44	1947-49
Minter, Barry (Tulsa), LB.....	92	1993-2000
Minter, Zach (Montana State), DT.....	96	2013
Mintun, John F. "Jake"*, C.....	20	1920-21
Mirer, Rick (Notre Dame), QB.....	13	1997
Mitchell, Charley* (Tulsa), HB.....	37	1945
Mitchell, Qasim (No. Car. A&T), T.....	72	2003-05
Mitchell, Terrance (Oregon), CB.....	20	2014-15
Mizzell, Taqoun (Virginia), RB.....	33	2017-18
Mohardt, John* (Notre Dame), HB.....	26	1925
Molesworth, Keith* (Monmouth), HB.....	4	1931-37
Montgomery, Randy (Weber State), CB.....	27	1974

Montgomery, Ross (TCU), FB.....	22	1969-70
Montgomery, David (Iowa State) RB.....	32	2019
Montgomery, Will (Virginia Tech), C.....	64	2015
Mooney, Jim* (Georgetown), E.....	18	1935
Mooney, Tip* (Abilene Christian), HB.....	4	1944-46
Moore, Albert* (Northwestern), QB.....	8	1932
Moore, Damon (Ohio State), SS.....	37	2002
Moore, D.J. (Vanderbilt), CB.....	30	2009-12
Moore, Jerry (Arkansas), S.....	18	1971-72
Moore, Joe (Missouri), RB.....	49	1971-72
Moore, Joshua (Kansas State), CB.....	31	2010
Moore, McNeil* (Sam Houston), HB.....	29	1954-56
Moore, Rocco (Western Michigan), G.....	71	1980
Moorehead, Emery (Colorado), TE.....	43, 87	1981-88
Moreno, Moses (Colorado State), QB.....	4	1998
Morgan, Anthony (Tennessee), WR.....	81	1991-93
Morgan, Josh (Virginia Tech), WR.....	19	2014
Morgan, Mike (Wisconsin), RB.....	29	1978
Morris, Byron "Bam" (Texas Tech), RB.....	33	1998
Morris, Frank* (Boston U.), HB.....	11	1942
Morris, Johnny (Santa Barbara), FL.....	47	1958-67
Morris, Jon (Holy Cross), C.....	63	1978
Morris, Larry* (Georgia Tech), LB.....	33	1959-65
Morris, Ray (UTEP), LB.....	92	1987
Morris, Ron (SMU), WR.....	84	1987-92
Morrison, Fred "Curley" (Ohio State), FB/P.....	15	1950-53
Morrissey, Jim (Michigan State), LB.....	51	1985-93
Morton, John* (Missouri), HB.....	36	1945
Moser, Robert* (Pacific), C.....	55	1951-53
Mosley, Anthony (Fresno State), RB.....	46	1987
Mosley, Henry* (Morris Brown), HB.....	49, 90	1955
Mostert, Raheem (Purdue), CB.....	25	2016
Mucha, Charles (Washington), G.....	**	1935
Mucha, Rudy* (Washington), G.....	16	1945-46
Muckensturn, Jerry (Arkansas St.), LB.....	58	1976-80; 82-83
Mudd, Howard (Hillsdale), G.....	68	1969-70
Muhammad, Muhsin (Michigan St.), WR.....	87	2005-07
Mullen, Verne* (Illinois), E.....	15, 21	1923-25
Mulligan, Matthew (Maine), TE.....	85	2014
Mullins, Don R. (Houston), HB.....	40	1961-62
Mullins, Noah* (Kentucky), HB.....	10	1946-49
Mundee, Fred* (Notre Dame), C.....	20, 36	1943-45
Mundy, Ryan (West Virginia), S.....	21	2014
Murray, Richard* (Marquette), T.....	18	1924
Murry, Don* (Wisconsin), T.....	18	1924-31
Musso, George* (Millikin), G.....	16	1933-44
Musso, Johnny (Alabama), RB.....	22	1975-77
Muster, Brad (Stanford), FB.....	25	1988-92
Myslinski, Tom (Tennessee), OL.....	69	1993-94

N	#	Years
Nagurski, Bronko* (Minnesota), FB/T.....	3, 16	1930-37; 43
Nail, Ryan (Oregon State) RB.....	35	2019
Neacy, Clement* (Colgate), E.....	80	1927
Neal, Dan (Kentucky), C.....	52	1975-83
Neal, Ed* (LSU), G.....	58	1951
Neck, Tommy* (LSU), HB.....	48	1962
Neely, Bobby (Virginia), TE.....	87	1996
Negus, Fred* (Wisconsin), C.....	18	1950

Neidert, John (Louisville), LB.....	63	1970
Nelson, Everett* (Illinois), T.....	17	1929
Nesbitt, Dick* (Drake), HB.....	2	1930-33
Newkirk, Robert (Michigan St.), DT.....	62	2000-01
Newsome, Billy (Grambling), DE.....	87	1977
Newton, Bob (Nebraska), G.....	78	1971-75
Nichols, Bilal (Delaware), DL.....	98	2018-19
Nickla, Ed (Maryland), G.....	72	1959
Nielsen, Hans (Michigan St.), K.....	6	1981
Nix, Kent (TCU), QB.....	16	1970-71
Nolan, Troy (Arizona State), S.....	43	2012
Notling, Ray* (Cincinnati), HB.....	25, 33	1936-43
Norberg, Hank* (Stanford), E.....	16	1948
Nordquist, Mark (Pacific), G/C.....	63	1975-76
Nori, Reino* (DeKalb), HB.....	4	1938
Norman, Dick (Stanford), QB.....	12	1961
Norman, Tim (Illinois), G.....	67	1983
Norris, Jon (American Intl.), DE.....	98	1987
Norvell, Jay (Iowa), LB.....	91	1987
Novoselsky, Brent (Penn), TE.....	89	1988
Nowaskey, Bob* (G Washington), E.....	20	1940-42
Nugent, Mike (Ohio State), K.....	1	2017

O	#	Years
O'Bradovich, Ed (Illinois), DE.....	87	1962-71
O'Connell, JF* (Penn State), C.....	**	1924
O'Connell, Tom* (Illinois), QB.....	10	1953
O'Donnell, Patrick (Miami-FL), P.....	16	2014-19
O'Neill, Pat (Syracuse), P.....	8	1995
O'Quinn, John* (Wake Forest), E.....	37	1950-51
O'Rourke, Charles* (Boston College), QB.....	48	1942
Oakley, Anthony (Western Kentucky), G.....	68	2006-07
Obee, Terry (Oregon), WR.....	83	1993-94
Odom, Joe, (Purdue), LB.....	59	2003-05
Oech, Verne* (Minnesota), G.....	23	1936
Oelrich, John* (St. Ambrose), HB.....	7	1938
Ogden, Ray (Alabama), TE.....	38	1969-71
Ogunleye, Adewale (Indiana), DE.....	93	2004-09
Okoye, Amobi (Louisville), DT.....	91	2011-12
Ola, Michael (Hampton), T/G.....	70	2014
Oliver, Jack (Memphis State), T.....	71	1987
Olsen, Greg (Miami-FL), TE.....	82	2007-10
Omameh, Patrick (Michigan), G/T.....	65	2015
Omiyaal, Frank (Tennessee Tech), G/T.....	68	2009-11
Ortego, Keith (McNeese St.), WR.....	89, 96	1985-87
Orton, Kyle (Purdue), QB.....	18	2005-07
Osborne, Jim (Southern), DT.....	68	1972-84
Oshinowo, Babatunde (Stanford), DT.....	70	2007
Osmanski, Bill* (Holy Cross), FB.....	9	39-43;46-47
Osmanski, Joe* (Holy Cross), FB.....	18	1946-49
Overhauser, Chad (UCLA), T.....	69	2008
Owens, John (Notre Dame), TE.....	82	1994
Owens, Montell (Maine), FB.....	24	2014
Ozougwu, Cheta (Rice), DE.....	95	2012-13

P	#	Years
Pace, Orlando (Ohio State), T.....	76	2009
Parkey, Cody (Auburn), K.....	1	2018
Paea, Stephen (Oregon State), DT.....	92	2011-14

Pagac, Fred (Ohio State), TE.....	82	1974
Page, Alan (Notre Dame), DT.....	82	1978-81
Palmer, Dan (Air Force), T.....	73	1999
Palmer, Jordan (Texas-El Paso), QB.....	2	2013
Parrish, James (Temple), T.....	79	1996
Parrish, Tony (Washington), S.....	37	1998-2001
Parsons, Bob (Penn State), P/TE.....	86	1972-83
Patterson, Billy* (Baylor), QB.....	57	1939
Patterson, Cordarrelle (Tennessee) WR.....	84	2019
Paul, Markus (Syracuse), S.....	36	1989-92
Pauley, Frank Don* (Wash. & Jeff.), T.....	14	1930
Paulsen, Logan (UCLA), TE.....	82	2016
Payne, Kevin (La.-Monroe), S.....	44	2007-09
Payton, Sean (E Illinois), QB.....	17	1987
Payton, Walter* (Jackson State), RB.....	34	1975-87
Pearce, W. "Pard"* (Penn), QB.....	4	1920-22
Pearson, Madison* (Kansas), C.....	26	1929-34
Pederson, Jim* (Augsburg), HB.....	17	1932
Peiffer, Dan (SE Missouri State), C.....	53	1975-77
Penn, Chris (Tulsa), WR.....	86	1997-98
Peppers, Julius (North Carolina), DE.....	90	2010-13
Percival, Mac (Texas Tech), K.....	83	1967-73
Perez, Peter* (Illinois), G.....	19	1945
Perina, Bob* (Princeton), HB.....	33	1949-50
Perini, Pete* (Ohio State), FB.....	39	1954-55
Perkins, Don* (Plattsville), FB.....	19	1945-46
Perrin, Lonnie (Illinois), RB.....	25	1979
Perry, Senorise (Louisville), RB.....	32	2014
Perry, Todd (Kentucky), G.....	75	1993-2000
Perry, William "Refrigerator" (Clemson), DT.....	72	1985-93
Peter, Christian (Nebraska), DT.....	97	2002
Peterson, Adrian (Ga. Southern), RB.....	29	2002-09
Peterson, Anthony (Notre Dame), LB.....	57	1997
Petitbon, Richie (Tulane), S.....	17	1959-68
Petty, John* (Purdue), FB.....	10	1942
Petty, Ross* (Illinois), G.....	17	1920
Phillips, Loyd (Arkansas), DE.....	86	1967-69
Phillips, Reggie (SMU), CB.....	21, 48	1985-87
Phlips, Mike (Purdue), QB.....	15	1977-81
Piccolo, Brian* (Wake Forest), RB.....	41	1966-69
Pickens, Bob* (Nebraska), T.....	70	1967-68
Pickering, Clay (Maine), WR.....	86	1986
Pierre-Louis, Kevin (Boston College) LB.....	57	2019
Pierson, Shurron (South Florida), DE.....	98	2004
Pifferini, Bob (UCLA), LB.....	58	1972-75
Pilgrim, Evan (BVU), G.....	65	1995-97
Pinder, Cyril (Illinois), RB.....	22	1971-72
Pineiro, Eddy (Florida), K.....	15	2019
Pippens, Jerrell (Nebraska), S.....	36	2004
Plank, Doug (Ohio State), S.....	46	1975-82
Plasman, Dick* (Vanderbilt), E.....	14	1937-41; 44
Podlesh, Adam (Maryland), P.....	8	2011-13
Podmajersky, Paul* (Illinois), G.....	31	1944
Polisky, John* (Notre Dame), G.....	16, 27	1929
Polite, Lousaka (Pittsburgh), FB.....	39	2007
Polk, Octus (Stephen F. Austin), G.....	69	1995-96
Pollock, Bill* (Penn. Military Acdy.), HB.....	2	1935-36
Pool, Hampton* (Stanford), E.....	76	1940-43
Porter, Tracy (Indiana), CB.....	21	2015-16

Potter, Kevin (Missouri), S	20	1983-84
Powell, Carl (Louisville), DT	72	2001
Preston, Pat* (Wake Forest), G	53	1946-49
President, Andre (Angelo St.), TE	87	1995
Price, Terry (Texas A&M), DT	65	1990
Pride, Dan (Jackson State), LB	57	1968-69
Primus, Greg (Colorado State), WR	87	1994-95
Pritchett, Stanley (South Carolina), FB	36	2001-03
Proctor, Rex* (Rice), HB	47	1953
Prosinski, Chris (Wyoming), DB	31, 43	2015-17
Proehl, Ricky (Wake Forest), WR	87	1997
Pruitt, MyCole (Southern Illinois), TE	80	2016
Pruitt, Mickey (Colorado), LB	46, 52	1988-90
Purnell, James* (Wisconsin), LB	53	1964-68
Pyle, Mike (Yale), C	50	1961-69

Q

	#	Years
Quigley, Ryan (Boston College), P	1	2012
Quinn, Jonathan (Middle Tenn. St.), QB	12	2004

R

	#	Years
Rabold, Mike* (Indiana), G	64	1964-66
Rachal, Chilo (USC), G	62	2012
Rains, Dan (Cincinnati), LB	53	1982-85
Rakestraw, Larry* (Georgia), QB	12	1964-67
Ramsey, Frank* (Oregon State), G	13	1945
Rather, Bo (Michigan), WR	80	1974-78
Ratliff, Jeremiah (Auburn), DT	96, 90	2013-15
Reader, Russ* (Michigan State), HB	11	1947
Reed, Nick (Oregon), DE	94	2011
Reese, Lloyd* (Tennessee), FB	22	1946
Reese, Marcus (UCLA), LB	52	2004
Reeves, Carl (NC State), DE	68	1996-98
Reid, Gabe (BYU), TE	48	2003, 05-06
Reilly, Mike* (Iowa), LB	62	1964-68
Rentie, Caesar (Oklahoma), T	71	1988
Renner, Ernest* (Northwestern), HB	7, 23	1936-37
Reppond, Mike (Arkansas), WR	81	1973
Reynolds, LaRoy (Virginia), LB	52	2015
Reynolds, Tom (San Diego State), WR	87	1973
Rice, Andy (Texas Southern), DT	70	1972-73
Richards, Golden (Hawaii), WR	83	1978-79
Richards, Ray* (Nebraska), T	44	1933-36
Richardson, Mike (Arizona State), CB	27	1983-88
Richman, Harry* (Illinois), G	16	1929
Rideau, Brandon (Kansas), WR	84	2007-08
Ridley, Riley (Georgia), WR	88	2019
Riley, Karon (Minnesota), DE	75	2001
Riley, Pat (Miami-FL), DT	98, 95	1995
Riley, Phillip (Florida State), WR	15	1996
Rivera, Ron (California), LB	59	1984-92
Rivera, Steve (California), WR	83	1977
Rivers, Garland (Michigan), DB	32	1987
Rives, Don (Texas Tech), LB	57	1973-78
Roach, Nick (Northwestern), LB	53	2007-12
Roberts, Tom* (DePaul), G	82	1943-44
Roberts, Willie (Houston), CB	24	1973
Robertson, Bernard (Tulane), T	74	2001-02
Robertson, Tracy (Baylor), DE	72	2013

Robertson-Harris, Roy (UTEP), LB	45, 95	2016-19
Robinson II, Allen (Penn State), WR	12	2018-19
Robinson, Bryan* (Fresno State), DL	98	1998-2003
Robinson, Marcus (S. Carolina), WR	88	1997-2002
Rodenhusar, Mark (Illinois St.), C	51, 52	1987-88
Roder, Mirro, K	15	1973-74
Rodgers, Jacquizz (Oregon State), RB	35	2015
Rodriguez, Evan (Temple), FB	48	2012
Roehlk, Jon* (Iowa), G	64	1987
Roehnel, William* (Bradley), G	69	1958-59
Rogers, Mel (Florida A&M), LB	51	1977
Roggeman, Tom (Purdue), G	67	1956-57
Rolle, Antrel (Miami-FL), S	26	2015
Romanik, Steve* (Villanova), QB	12	1950-53
Romney, Milton* (Chicago), QB	10	1925-29
Ronzani, Gene* (Marquette), QB	6	33-38;44-45
Roper, John (Texas A&M), LB	55	1989-92
Rosario, Dante (Oregon), TE	88	2013-14
Rosequist, Ted* (Ohio State), T	23, 47	1934-36
Ross, Rashad (Arizona State), WR	13	2014
Rothschild, Doug (Wheaton), LB	54	1987
Rouse, James (Arkansas), RB	30	1990-91
Roveto, Larry (SW Louisiana), K	4, 9	1981-82
Rowden, Larry (Houston), LB	53	1971
Rowell, Eugene (Dubuque), DT	65	1987
Rowland, Brad* (McMurry), HB	86	1951
Rowland, Justin (TCU), HB	20	1960
Royal, Eddie (Virginia Tech), WR	19	2015-16
Rubens, Larry (Montana State), C	52, 53	1986
Runnels, J.D. (Oklahoma), FB	48	2006
Rupp, Nelson* (Dennison), QB	**	1921
Russell, Reginald (Northwestern), E	24	1928
Ryan, John* (Detroit), T	12	1929
Ryan, Rocky* (Illinois), E	45	1958
Ryan, Tim (USC), DT	96, 99	1990-93
Rydalch, Ron (Utah), DT	76	1975-80
Rydzewski, Frank* (Notre Dame), C	**	1923
Rykovich, Julie* (Illinois), HB	11	1949-51

S

	#	Years
Sacrinty, Nick* (Wake Forest), QB	4	1947
Salaam, Rashaan* (Colorado), RB	31	1995-97
Saldi, Jay (South Carolina), TE	81	1983-84
Samuel, Khari (Massachusetts), LB	91	1999-2001
Sanchez, Mark (USC), QB	6	2017
Sanders, Glenell (Louisiana Tech), LB	64	1990
Sanders, Thomas (Texas A&M), RB	20, 31	1985-89
Sanderson, Reggie (Stanford), RB	39	1973
Sanderson, Scott (Washington St.), G	74	2003
Sanford, Sulecio (Middle Tenn. St.), WR	82	1999
Santos, Cairo (Tulane), K	2	2017
Sanzenbacher, Dane (Ohio State), WR	18	2011-12
Saubert, Eric (Drake), TE	43	2019
Sauerbrun, Todd (West Virginia), P	16	1995-99
Sauter, Cory (Minnesota), QB	17	2002
Savoldi, Joe* (Notre Dame), FB	54	1930
Sayers, Gale (Kansas), HB	40	1965-71
Scales, Patrick (Utah State), LS	48	2015-19
Schiechl, John* (Santa Clara), C	41, 66	1945-46

Schmidt, Terry (Ball State), S.....	44	1976-84	Smith, Andre (Virginia Tech), TE.....	85	2011
Schreiber, Larry (Tenn. Tech), RB.....	36	1976	Smith, Antone (Florida State), RB.....	44	2015
Schroeder, Gene (Virginia), E/DB.....	88	51-52;54-57	Smith, Clarence (Georgia), E.....	**	1942
Schubert, Steve (Massachusetts), WR.....	85	1975-79	Smith, D'Anthony (Louisiana Tech), DL.....	70	2015
Schuette, Paul* (Wisconsin), G.....	22	1930-32	Smith, DeAngelo (Cincinnati), CB.....	26	2009
Schultz, Bill (USC), G.....	67	1997	Smith, Eric (LSU), WR.....	83	1997
Schwartz, Jim (Purdue), LB.....	59, 65	1992, 1998	Smith, Eugene* (Georgia Tech), G.....	19	1930
Schweda, Brian (Kansas), DE.....	60	1966	Smith, Frankie (Baylor), CB.....	29	1998-2000
Schweidler, Dick* (St. Louis), HB.....	31	1938-39;46	Smith, JD (North Carolina A&T), FB.....	39	1956
Scott, Ian (Florida), DT.....	95	2003-06	Smith, James (Compton JC), HB.....	36	1961
Scott, Jonathan (Texas), T.....	79	2012-13	Smith, Quintin (Kansas), WR.....	17	1990
Scott, James (Trinity Valley CC), WR.....	89	1975-80; 82-83	Smith, Ray Gene* (Midwestern), HB.....	20	1954-57
Scott, Ralph* (Wisconsin), T.....	17	1921-25	Smith, Ron* (Wisconsin), S.....	48, 84	1965; 70-72
Scott, Trevor (Buffalo), DE.....	76	2014	Smith, Roquan (Georgia), LB.....	58	2018-19
Scruggs, Greg (Louisville), DL.....	87, 90	2015-16	Smith, Russell* (Illinois), T.....	16	1921-23
Seals, George (Missouri), G.....	67	1965-71	Smith, Sean (Grambling State), DT.....	97	1987-88
Seiberling, Gerald* (Drake), FB.....	30	1932	Smith, Thomas (North Carolina), CB.....	25	2000
Senn, Bill* (Knox), HB.....	6	1926-31	Smith, Vernice (Florida A&M), G.....	69	1993
Serini, Washington* (Kentucky), G.....	23	1948-51	Smith, Vinson (East Carolina), LB.....	55	1993-96
Setzer, Bobby (Boise State), DE.....	76	2002	Snow, Percy (Michigan State), LB.....	96	1993
Sevy, Jeff (California), T/JDE.....	75	1975-78	Snyder, Bob* (Ohio U.), QB.....	13, 17	1939-41;43
Seward, Len (E. Illinois), LS.....	52	1987	Sorey, Revie (Illinois), G.....	69	1975-81; 83
Seymour, Jim* (Notre Dame), WR.....	84	1970-72	Sowell, Bradley (Mississippi), OL/te.....	79, 85	2017-19
Shaffer, Kevin (Tulsa), T.....	78	2009-10	Spaeth, Matt (Minnesota), TE.....	89	2011-12
Shaheen, Adam (Ashland), TE.....	87	2017-19	Spears, Marcus (NW Louisiana), T.....	76, 79	1994-96
Shank, JL*, HB.....	18	1920	Spellman, Alonzo (Ohio State), DL.....	90	1992-97
Ron* (N Texas State), WR.....	25	1975-76	Spencer, Chris (Mississippi), C/G.....	67	2011-12
Shannon, John (Kentucky), DT.....	75	1988-89	Spero, Kenny (Morehead State), C.....	**	1942
Sharpston, Darryl (Miami-FL), LB.....	53	2014	Spivey, Mike (Colorado), CB.....	47	1977-79
Shaw, Glenn (Kentucky), HB.....	29	1960	Sprinkle, Ed (Hardin-Simmons), E.....	7	1944-55
Shaw, Tim (Penn State), LB.....	58	2009	Spurlock, Micheal (Mississippi), WR/KR.....	18	2014
Shearer, Brad (Texas), DT.....	72	1978-80	St. Clair, John (Virginia), T.....	78	2005-08
Shelley, Duke (Kansas State), DB.....	33	2019	Stachowicz, Ray (Michigan State), P.....	19	1983
Shellog, Alec* (Notre Dame), T.....	18	1939	Stahlman, Dick* (DePaul), T.....	19	1933
Shelton, Daimon (Sacramento St.), FB.....	31	2001-02	Staley, Bill (Utah State), DT.....	76	1970-72
Sherman, Saul* "Solly" (Chicago), QB.....	22	1939-40	Stamper, John (South Carolina), DE.....	95	2002
Shipkey, Jerry* (UCLA), FB.....	23, 33	1953	Standlee, Norm* (Stanford), FB.....	22	1941
Shirley, Josh (UNLV), LB.....	46	2016	Stargell, Tony (Tennessee State), CB.....	45	1997
Shivers, Jason (Arizona State), S.....	27	2004	Stauberg, Gerald* (Cincinnati), G.....	68	1951
Shoemaker, Hub* (Illinois), G.....	**	1920-21	Steinbach, Larry* (St. Thomas), G.....	28	1930-31
Shy, Don* (San Diego State), RB.....	24	1970-72	Steinkemper, Bill* (Notre Dame), T.....	35, 36	1943
Siegal, John* (Columbia), E.....	6, 19	1939-43	Steltz, Craig (LSU), S.....	20	2008-13
Sigillo, Dom* (Xavier), T.....	19	1943-44	Stenn, Paul* (Villanova), G.....	35	1948-51
Sigmund, Arthur W.*, G.....	**	1923	Stenstrom, Steve (Stanford), QB.....	18	1995-98
Simmons, Clyde (W. Carolina), DE.....	96	1999-2000	Sternaman, Edward* (Illinois), HB.....	3	1920-30
Simmons, David (North Carolina), LB.....	57	1983	Sternaman, Joe* (Illinois), QB/K.....	4	1922-25; 27-30
Simmons, Jerry (Bethune-Cookman), WR.....	80	1969	Steuber, Bob* (Missouri), HB.....	28, 37	1943
Sims, Dion (Michigan State), TE.....	88	2017-18	Stewart, Kordell (Colorado), QB.....	10	2003
Simpson, Carl (Florida State), DT.....	98	1993-97	Stickel, Walt* (Penn), T.....	45	1946-49
Sinceno, Kaseem (Syracuse), TE.....	85	2000	Stillwell, Roger* (Stanford), DE/DT.....	71	1975-77
Singletary, Mike (Baylor), LB.....	50	1981-92	Stinchcomb, Pete* (Ohio State), QB.....	8	1921-22
Sisk, John* (Marquette), HB.....	7	1932-36	Stinson, Lemuel (Texas Tech), CB.....	32	1988-92
Sisk, John Jr. (Miami-FL), B.....	27	1964	Stoepel, Terry* (Tulsa), G.....	89	1967
Sitton, Josh (UCF), OL.....	71	2016-17	Stofa, Anton* (Luther), HB.....	5, 12	1939
Skibinski, John (Purdue), RB.....	30	1978-81	Stone, Billy* (Bradley), HB.....	5, 45	1951-54
Skrine, Buster (UT-Chattanooga), DB.....	24	2019	Stonebreaker, Michael (Notre Dame), LB.....	58	1991
Slauson, Matt (Nebraska), G.....	68	2013-15	Stoops, Mike (Iowa), DS.....	44	1987
Srmeja, Rudy* (Michigan), E.....	51	1944-45	Strait, Derek (Oklahoma), CB.....	25	2006
Smith, Allen H.* (Mississippi), E.....	30, 32	1947-48	Streeter, George (Notre Dame), DB.....	30	1989

Strickland, Larry* (North Texas St.), C.....	55	1954-59
Sturtzidge, Dick* (DePauw), HB.....	21	1928-29
Stydahar, Joe* (West Virginia), T.....	13, 18	1936-42;45-46
Suhey, Matt (Penn State), RB.....	26	1980-89
Sullivan, Frank* (Loyola, NO), C.....	12	1935-39
Sumner, Charles (Wm & Mary), HB.....	26	1955; 58-60
Sutherland, Vinny (Purdue), WR.....	87	2002
Sutton, Will (Arizona State), DT.....	93	2014-16
Sweeney, Jake* (Cincinnati), T.....	13	1944
Swisher, Bob* (Northwestern), HB.....	48	1938-41;45
Szymanski, Frank* (Notre Dame), C.....	44	1949

T	#	Years
Tabor, Paul (Oklahoma), C.....	53	1980
Tackwell, Charles "CO", "Cookie"* (Kansas St.), E19		1931-33
Tafoya, Joe (Arizona), DE.....	99	2001-03
Taft, Merrill* (Wisconsin), FB.....	**	1924
Tait, John (BYU), T.....	76	2004-08
Tate, David (Colorado), S.....	49	1988-92
Tate, Lars (Georgia), RB.....	33	1990
Taylor, Aaron (Nebraska), G.....	62	1998
Taylor, Brian (Oregon State), RB.....	27	1989
Taylor, Chester (Toledo), RB.....	29	2010
Taylor, Clifton* (Memphis State), RB.....	22	1974
Taylor, Cordell (Hampton), CB.....	33	1999
Taylor, Henry (South Carolina), DT.....	96	2001
Taylor, Joe* (N. Carolina A&T), DB.....	20	1967-74
Taylor, JR "Taz"* (Ohio State), G.....	14	1921-22
Taylor, Ken (Oregon State), CB.....	31	1985
Taylor, Lionel (NM Highlands), E.....	32	1959
Taylor, Roosevelt "Rosey"* (Grambling), DB.....	24	1961-69
Teafattiller, Guy (Illinois), DL.....	93	1987
Terrell, David (Michigan), WR.....	83	2001-04
Thayer, Tom (Notre Dame), G.....	57	1985-92
Thierry, John* (Alcorn State), DE.....	91, 94	1994-98
Thomas, Anthony (Michigan), RB.....	35	2001-04
Thomas, Bob (Notre Dame), K.....	16	1975-84
Thomas, Calvin (Illinois), FB.....	33	1982-87
Thomas, Earl* (Houston), WR.....	82	1971-73
Thomas, J.T. (West Virginia), LB.....	97	2012
Thomas, Mark (NC State), DE.....	95	1997-98
Thomas, Stan (Texas), T.....	60	1991-92
Thompson, Chris (Nicholls State), CB.....	27	2005
Thompson, Deonte (Florida), WR.....	14	2015-17
Thompson, Russ* (Nebraska), T.....	29	1936-39
Thornton, James (Cal St.-Fullerton), TE.....	80	1988-92
Thrift, Cliff (E Central Oklahoma), QB.....	52	1985
Thrower, Willie* (Michigan State), LB.....	14	1953
Tillman, Charles "Peanut"* (La.-Lafayette), CB.....	33	2003-14
Tillman, Lewis (Jackson St.), RB.....	27	1994-95
Timpson, Michael (Penn State), WR.....	83	1995-96
Timu, John (Washington), LB.....	53	2015-17
Tinoisamo, Pisa (Hawaii), LB.....	59	2009-10
Toeaina, Matt (Oregon), DT.....	75	2007-12
Tolliver II, Kevin (LSU), DB.....	22	2018-19
Tom, Mel (San Jose State), DE.....	89	1973-75
Tomczak, Mike (Ohio State), QB.....	18	1985-90
Torrence, Jack* (LSU), T.....	34	1939-40
Trafton, George* (Notre Dame), C.....	13	1920-32

Trahan, Patrick (Mississippi), LB.....	59	2011-12
Traylor, Keith (Central State), DT.....	94	2001-03
Trevathan, Danny (Kentucky), LB.....	59	2016-19
Trimble, Steve (Maryland), DB.....	40	1987
Trost, Milt* (Marquette), T.....	27	1935-39
Trubisky, Mitchell (North Carolina), QB.....	10	2017-19
Tucker, Bill (Tennessee State), RB.....	34	1971
Tucker, Rex (Texas A&M), G.....	64	1999-2004
Tuinei, Van (Arizona), DE.....	90	1999-2000
Tupou, Christian (USC), DT.....	64	2013
Turenne, Woody (Louisville), CB.....	47	2009
Turnbull, Nick (Fla. Int'l), S.....	27	2006
Turner, Barry (Ohio State), DE.....	96	2010
Turner, Cecil (California Poly), FL.....	21	1968-73
Turner, Clyde* "Bulldog" (Hardin-Simm.), C/LB66		1940-52

U	#	Years
Ulmer, Mike (Doane), CB.....	43	1980
Unga, Harvey (BYU), RB.....	45	2012
Unrein, Mitch (Wyoming), DL.....	98	2015-17
Urban, Brent (Virginia), DL.....	92	2019
Urlacher, Brian (New Mexico), LB.....	54	2000-12
Usher, Lou* (Syracuse), T.....	12	1921, 1923

V	#	Years
Vactor, Ted (Nebraska), CB.....	33	1975
Vallez, Emilio (New Mexico), TE.....	82	1968-69
Van Horne, Keith (USC), T.....	78	1981-93
Van Valkenburg, Pete (BYU), RB.....	46	1974
Vasher, Nathan (Texas), CB.....	31	2004-09
Vaughters, James (Stanford), LB.....	93	2019
Veach, Walter*, HB.....	15	1920
Venable, Winston (Boise St.), S.....	49	2011
Venturelli, Fred*, T/K.....	55	1948
Vereen, Brock (Minnesota), S.....	45	2014-15
Vick, Ernie* (Michigan), C.....	23	1927-28
Vick, Richard* (Wash. & Jeff.), QB.....	26	1925
Villarral, Chris (Indiana-PA), C.....	58	1996-2003
Vodicka, Joe* (Lewis Institute), HB.....	48	1943-45
Voss, Walter "Tillie"* (Detroit), E.....	27	1927-28
Vucinic, Milt* (Stanford), G.....	16	1945

W	#	Years
Waddle, Tom (Boston College), WR.....	87	1989-94
Wade, Bobby (Arizona), WR.....	84	2003-05
Wade, Charles (Tennessee St.), WR.....	83	1974
Wade, William* (Vanderbilt), QB.....	9	1961-66
Waechter, Henry (Nebraska), DE.....	70, 75	1982; 84-86
Wager, Clinton* (St. Mary's), E.....	51	1942-43
Wagner, Barry (Alabama A&M), WR.....	86	1992
Wagner, Bryan (Cal St.-Northridge), P.....	15	1987-88
Walker, Dravin (Tennessee), DT.....	99	2007
Wallace, Alonzo (Maryland), DE.....	94	2000
Wallace, Bob (UTEP), E.....	89	1968-72
Wallace, John* (Notre Dame), E.....	29	1928
Wallace, Stan* (Illinois), HB.....	40	1954-58
Walquist, Laurie* (Illinois), QB.....	5	1922-31
Walsh, Steve (Miami-FL), QB.....	4	1994-95
Walters, Anthony (Delaware), S.....	37, 49	2011-14

Walterscheid, Len (S Utah), S.....	23	1977-82
Ward, John* (Oklahoma State), C/G.....	78	1976
Warner, Josh (SUNY-Brockport), C/G.....	67	2003
Washington, Cornelius (Georgia), DE.....	94, 90	2013-16
Washington, Fred* (TCU), DT.....	91	1990
Washington, Harry (Colorado St.), WR.....	81	1979
Washington, Ted (Louisville), DT.....	92	2001-02
Watkins, Bobby (Ohio State), HB.....	45	1955-57
Watts, Rickey (Tulsa), WR.....	80	1979-83
Weatherly, Gerald "Bones"* (Rice), C...45, 50, 84		1950, 52-54
Webb, J'Marcus (West Texas A&M), T.....	73	2010-12
Weems, Eric (Bethune-Cookman), WR.....	14	2012-13
Wells, Mike (Iowa), DT.....	97	1998-2000
Wesley, Dante (Ark.-Pine Bluff), CB.....	21	2006
Wetnight, Ryan* (Stanford), TE.....	89	1993-99
Wetoska, Bob (Notre Dame), T.....	63	1960-69
Wetzell, Damon* (Ohio State), HB.....	**	1935
Wheaton, Markus (Oregon State), WR.....	12	2017
Wheeler, Ted (W Texas State), G.....	69	1970
Wheeler, Wayne (Alabama), WR.....	85	1974
Whigham, Larry (NE Louisiana), S.....	33	2001-02
Whitaker, Danta (Miss. Valley St.), TE.....	88	1993
White, Dez (Georgia Tech), WR.....	80	2000-03
White, Kevin (West Virginia), WR.....	13, 11	2016-18
White, Lawrence (Dana), WR.....	83	1987
White, Roy* (Valparaiso), FB.....	8, 9, 23	1925, 1927-29
White, Wilford* (Arizona State), HB.....	33	1951-52
Whitehair, Cody (Kansas State), OL.....	65	2016-19
Whitman, SJ (Tulsa), HB/DB.....	22	1953-54
Whitsell, Dave* (Indiana), DB.....	23	1961-66
Whittenton, Jesse* (West Texas), HB.....	46	1958
Wiegmann, Casey (Iowa), C/G.....	60	1997-2000
Wightkin, Bill* (Notre Dame), DT.....	53, 72, 86	1950-57
Williams, Bob* (Notre Dame), QB.....	9	1951-52; 55
Williams, Brock (Notre Dame), CB.....	22	2003
Williams, Brooks (N Carolina), TE.....	88	1981-82
Williams, Broughton* (Florida), T.....	37	1947
Williams, Chris (New Mexico State), WR.....	82	2013-14
Williams, Chris (Vanderbilt), T.....	74	2008-12
Williams, Dave (Colorado), RB.....	22	1979-81
Williams, D.J. (Miami, FL), LB.....	58	2013-14
Williams, Edwin (Maryland), G/C.....	70	2010-12
Williams, Fred* (Arkansas), T.....	75	1952-63
Williams, Jabara (Stephen F. Austin), LB.....	52	2011
Williams, Jamar (Arizona State), LB.....	52	2006-09
Williams, James "Big Cat"(Cheyney St.), T/DT..	71	1991-2002
Williams, Jeff (Rhode Island), G.....	74	1982
Williams, Marcus (NDSU), DB.....	31	2018
Williams, Nick (Samford), DL.....	97	2018 -19
Williams, Oliver (Illinois), WR.....	93	1983
Williams, Perry (Purdue), RB.....	36	1974
Williams, Roosevelt (Tuskegee), CB.....	20	2002
Williams, Roy (Texas), WR.....	11	2011
Williams, Teddy (Texas-San Antonio), CB.....	24	2014
Williams, Terry (Memphis), DL.....	79	2015
Williams, Tyrone (Wyoming), DT.....	96	1997
Williams, Walt (New Mexico St.), CB.....	43	1982-83
Willis, Peter Tom (Florida St.), QB.....	10	1990-93
Wilson, C.J. (East Carolina), DL.....	69	2016

Wilson, C.J. (NC State), CB.....	25	2013
Wilson, George* (Northwestern), E.....	30	1937-46
Wilson, Marquess (Washington St.), WR.....	10	2013-16
Wilson, Nemiaiah (Grambling), CB.....	21	1975
Wilson, Otis (Louisville), LB.....	55	1980-87
Wilson, Rod (South Carolina), LB.....	59, 58	2006-07; 10
Wilson, Troy (Pittsburg State), DE.....	95	2000
Wims, Javon (Georgia), WR.....	83	2018-19
Wise, Ty (Miami-FL), C.....	68	2000
Wisne, Jerry (Notre Dame), T.....	79	1999-2000
Witzman, Bryan (SDSU), OL.....	78	2018
Wojciechowski, John (Michigan St.), T.....	73	1987-93
Wolden, Allan (Bemidji State), RB.....	39	1987
Wolfe, Garrett (Northern Illinois), RB.....	25	2007-10
Wooden, Shawn (Notre Dame), S.....	22	2000
Woods, Josh (Maryland), LB.....	55	2019
Woods, Tony (Oklahoma), DT.....	65	1989
Woolford, Donnell (Clemson), CB.....	21	1989-96
Wootton, Corey (Northwestern), DE.....	98	2010-13
Worley, Tim (Georgia), RB.....	38	1993-94
Worrell, Cameron (Fresno State), S.....	24, 44, 45	2003-06; 08
Wright, Eric (Stephen F. Austin), WR.....	83	1991-92
Wright, Kendall (Baylor), WR.....	13	2017
Wright, Major (Florida), S.....	27, 21	2010-13
Wright, Steve (Alabama), T.....	73	1971
Wrightman, Tim (UCLA), TE.....	80	1985-86
Wrotto, Mansfield (Georgia Tech), G.....	76	2011
Wuerffel, Danny (Florida), QB.....	17	2001
Wynne, Elmer* (Notre Dame), FB.....	17	1928

Y	#	Years
Youmans, Maury (Syracuse), T.....	82	1960-63
Young, Adrian (USC), LB.....	54	1973
Young, Randolph* (Millikin), T.....	16	1920
Young, Willie (NC State), DE.....	97	2014-17
Youngblood, George (LSU), S.....	37	1969
Yourist, Abe* (Heidelberg), E.....	12	1923

Z	#	Years
Zanders, Emanuel (Jackson State), G.....	79	1981
Zarnas, Gust* (Ohio State), G.....	28	1938
Zawatson, Dave (California), T.....	64	1989
Zeller, Joe* (Indiana), G.....	17	1938
Zizak, Vince* (Villanova), G.....	23	1934
Zorich, Chris (Notre Dame), DT.....	97	1991-97
Zorich, George* (Northwestern), G.....	14	1944-46
Zucco, Vic (Michigan State), HB.....	48	1957-60

ILLINOIS HIGH SCHOOL BEARS

The following reflects Bears players who have appeared in at least one regular season game and who also played their high school football in the state of Illinois.

Player	Illinois High School
Jim Althoff	McHenry
Tony Ardizzone	Saint Joseph (Westchester)
Dick Barwegan	Fenger (Chicago)
Kurt Becker	Aurora East
Tom Bettis	Saint Mel (Chicago)
Fabien Bownes	Waubonsie Valley (Aurora)
Zeke Bratkowski	Schlarman (Danville)
Bill Brown	Mendota
Dick Butkus	Vocational (Chicago)
Sean Cattouse	Hubbard (Chicago)
Chet Chesney	St. Hyacinth; Lane Tech (Chicago)
Rich Coady	Taft (Chicago)
George Connor	De La Salle (Chicago)
George Corbett	Arthur
Bryan Cox	East Saint Louis
John Damore	Riverside Brookfield
Bill DeCorrevont	Austin (Chicago)
Maurice Douglass	Madison (Trotwood)
Chuck Dreesen	Assumption (East Saint Louis)
Paddy Driscoll	Evanston
Steve Edwards	Mount Carmel (Chicago)
Tom Farris	Englewood (Chicago)
Gary Fencik	Barrington
Dave Finzer	Loyola (Wilmette)
Aldo Forte	Fenger (Chicago)
Andy Frederick	Saint Joseph (Westchester)
Hugh Gallarneau	Morgan Park (Chicago)
Bruce Gaston	St. Rita (Chicago)
Brian Glasgow	Eisenhower (Blue Island)
Lou Gordon	Lane Tech (Chicago)
Ken Gorgal	Saint Bede (Peru)
Jim Grabowski	Taft (Chicago)
Garland Grange	Wheaton
Red Grange	Wheaton
George Halas	Crane Tech (Chicago)
Kelvin Hayden	Hubbard (Chicago)
Tom Hicks	Willowbrook (Villa Park)
Mike Hoban	Gordon Tech (Chicago)
John Ivlow	Plainfield
Chick Jagade	East Leyden (Franklin Park)
Ralph Jecha	Argo (Summit)
Luke Johnsos	Schurz (Chicago)
Nick Kerasiotis	Mooseheart
Kenneth Kortas	Taft
Tim Lashar	Barrington
Cameron Lee	Oakwood
Dennis Lick	St. Rita (Chicago)

Player	Illinois High School
Rusty Lisch	Belleville West
Bob Macleod	Glenbard (Glen Ellyn)
Billy Martin	Phillips (Chicago)
Ray McElroy	Proviso West (Hillside)
Sherrick McManis	Richwoods (Peoria)
Cameron Meredith	Saint Joseph (Westchester)
Ahmad Merritt	St. Rita (Chicago)
Jerry Meyers	Lake View (Chicago)
Jim Mooney	Loyola (Wilmette)
Jerry Moore	Belleville
Emery Moorehead	Evanston
Rudy Mucha	Fenger (Chicago)
Jerry Muckensturm	Althoff (Belleville)
George Musso	Collinsville
Brent Novoselsky	Niles North (Skokie)
Ed O'Bradovich	Proviso East (Maywood)
Tommy O'Connell	South Shore (Chicago)
Joe Odom	Civic Memorial (Bethalto)
Bob Pickens	Evanston
Paul Podmajersky	Lane Tech (Chicago)
Jim Purnell	Evanston
Mike Pyle	New Trier (Winnetka)
Mike Rabold	Fenwick (Oak Park)
Eric Saubert	Hoffman States (Chicago)
Jim Schwantz	Fremd (Palatine)
Bill Senn	Macomb
Solly Sherman	Marshall (Chicago)
Johnny Sisk	Saint Viator (Kankakee)
John Skibinski	LaSalle-Peru (LaSalle)
Rudy Smeja	Lindblom (Chicago)
Bill Steinkemper	De Paul (Chicago)
Ed Sternaman	Springfield
Joe Sternaman	Springfield
Billy Stone	Lanphier (Springfield)
George Streeter	Julian (Chicago)
Bob Swisher	Peoria
Tom Thayer	Joliet Catholic
Mike Tomczak	Thornton Fractional N. (Calumet City)
George Trafton	Oak Park
Joe Vodicka	Lane Tech (Chicago)
Stan Wallace	Hillsboro
Laurie Walquist	Rockford Central; Evanston
Garrett Wolfe	Holy Cross (River Grove)
George Wilson	Austin (Chicago)
Connie Zelencik	Thornton Fractional N. (Calumet City)
Chris Zorich	Vocational (Chicago)

CHICAGO BEARS MILITARY SERVICE HONOR ROLL

The following reflects Bears players who have served in a branch of the military and served our country in war.

Player	Conflict	Player	Conflict	Player	Conflict
Artoe, Lee	WWII	Hughes, Billy	WWII	Nowanskey, Bob	WWII
Baisi, Al	WWII	Hunsinger, Charlie	Korean War	O'Rourke, Charles	WWII
Bray, Ray	WWII	Ingwerson, Burt	WWII	Osmanski, Bill	WWII
Brown, Ed	Korean War	Ippolito, Anthony	WWII	Osmanski, Joe	WWII
Bussey, Young	WWII	Jones, Edgar	WWII	Patterson, Billy	WWII
Carey, Bob	Korean War	Kavanaugh, Ken	WWII	Perina, Bob	Korean War
Casares, Rick	Korean War	Keane, Jim	WWII	Perini, Pete	Korean War
Cifers, Ed	WWII	Kolman, Ed	WWII	Petty, John	WWII
Clark, Harry	WWII	Kopcha, Joe	WWII	Pifferini, Bob	Vietnam War
Connor, George	WWII	Kreamcheck, John	Korean War	Plasman, Dick	WWII
Davis, Art	Korean War	Lesane, Jimmy	Korean War	Pool, Hampton	WWII
Davis, Fred	WWII	Lowe, Lloyd	Korean War	Preston, Pat	WWII
Evans, Fred	WWII	Luckman, Sid	WWII	Roberts, Tom	WWII
Flanagan, Dick	WWII	Magnani, Dante	WWII	Rosequist, Ted	WWII
Forte, Aldo	WWII	Maniaci, Joe	WWII	Rowland, Brad	Korean War
Fortmann, Dan	WWII	Manske, Edgar	WWII	Schroeder, Gene	Korean War
Fortunato, Joe	Korean War	Masterson, Bernie	WWII	Siegal, John	WWII
Gallerneau, Hugh	WWII	Matuza, Al	WWII	Smith, Ray Gene	Korean War
Goodnight, Owen	WWII	Maznicki, Frank	WWII	Standlee, Norm	WWII
Gorgal, Ken	Korean War	McAfee, George	WWII	Stydahar, Joe	WWII
Gulyanics, George	WWII	Merkel, Monte	WWII	Turner, Clyde	WWII
Halas, George	WWII	Mihal, Joe	WWII	Vodicka, Joe	WWII
Hatley, John	Korean War	Mooney, Jim	WWII	Weatherly, Gerald	Korean War
Hoffman, Jack	Korean War	Morris, Francis	WWII	Williams, Bob	Korean War
Holovak, Mike	WWII	Mucha, Rudy	WWII	Zeller, Joe	WWII
Hugasian, Harry	Korean War	Mullins, Noah	WWII		

ILLINOIS HIGH SCHOOL BREAKDOWN

The following reflects the most Illinois-area high schools which have contributed Bears players who have appeared in at least one regular season game and a list of players who played Illinois high school football and for the Bears who are enshrined in the Pro Football Hall of Fame.

High School	No. of Players	High School	No. of Players	Pro Football Hall of Famers	
Evanston	(4)	Loyola (Wilmette)	(2)	Dick Butkus	Vocational (Chicago)
Fenger (Chicago)	(3)	Peoria	(2)	George Connor	De La Salle (Chicago)
Lane Tech (Chicago)	(3)	Springfield	(2)	Paddy Driscoll	Evanston
St. Joseph (Westchester)	(3)	Taft (Chicago)	(2)	Red Grange	Wheaton
St. Rita (Chicago)	(3)	Thornton Fractional North	(2)	George Halas	Crane Tech (Chicago)
Austin (Chicago)	(2)	Vocational (Chicago)	(2)	George Musso	Collinsville
Barrington	(2)	Wheaton	(2)	George Trafton	Oak Park
Hubbard (Chicago)	(2)				

COLLEGE ACCOLADES

The following reflects Bears players who earned Rose Bowl MVP or college football's most prestigious honor, the Heisman Trophy. Jay Berwanger was drafted but never played for the Bears.

Bears Rose Bowl MVPs			Bears Heisman Trophy Winners		
Player	Year	School	Player	Year	School
George Halas	1919	Great Lakes Navy	Jay Berwanger	1935	Chicago
Fred "Curley" Morrison	1950	Ohio State	Tom Harmon	1940	Michigan
Rudy Bukich	1953	USC	Johnny Lujack	1947	Notre Dame
Bob Jeter	1959	Iowa	John Huarte	1964	Notre Dame
Jim Grabowski	1964	Illinois	Doug Flutie	1984	Boston College
Vince Evans	1977	USC	Rashaan Salaam	1994	Colorado
Brian Griese	1998	Michigan	Danny Wuerffel	1996	Florida

Below is an unofficial list of trades involving the Chicago Bears from 1960-present:

Date	Traded Away	To	For
3/31/20	Compensatory 2020 4th-round pick (#140)	Jacksonville	QB Nick Foles
5/7/19	Conditional 2021 7th-round pick	Oakland	K Eddy Pineiro
3/29/19	RB Jordan Howard	Philadelphia	Conditional 2020 6th-round pick
9/1/18	Draft Picks: 2019: (1), (6); 2020: (1), (3)	Oakland	LB Khalil Mack, 2020: (2), (Cond. 5)
9/1/18	DB Deiondre' Hall	Philadelphia	2019 conditional 7th-round pick
10/25/17	Conditional 2018 7th-round pick	LA Chargers	WR Dontrelle Ingram
3/17/16	TE Martellus Bennett, 2016 (6th) [#204]	New England	2016 (4th) [127]
9/29/15	LB Jonathan Bostic	New England	2016 (6th) [#204]
9/28/15	LB Jared Allen	Carolina	2016 (6th) [#206]
9/2/15	2017 (6th)	Houston	TE Khari Lee
8/11/15	G Ryan Groy	New England	LB Matthew Wells
3/10/15	WR Brandon Marshall; 2015 (7th) [#224]	New York Jets	2015 (5th) [#142, S Adrian Amos]
5/10/14	2014 (5th) [#156], 2015 (5th)	Denver	2014 (4th) [#131, S Brock Vereen], 2014 (7th) [#246], T Charles Leno]
9/2/13	2014 (7th)	Dallas	TE Dante Rosario
6/9/13	G/T Gabe Carimi	Tampa Bay	2014 (6th) [#183, QB David Fales]
4/27/13	2013 (5th) [#153]	Atlanta	2013 (5th) [#163, T Jordan Mills] 2013 (7th) [#236, WR Marquess Wilson]
8/31/12	FB Tyler Clutts	Houston	CB Sherrick McManis
7/26/12	2013 (7th) [#226]	Tampa Bay	DT Brian Price
4/27/12	2012 (2nd) [#50], 2012 (5th) [#150]	St. Louis	2012 (2nd) [#45, WR Alshon Jeffery]
3/13/12	2012 (3rd from CAR) [#73], 2013 (3rd) [#82]	Miami	WR Brandon Marshall
7/28/11	TE Greg Olsen	Carolina	2012 (3rd) [#73, traded to MIA]
4/29/11	2011 (2nd) [#62], 2011 (4th) [#127]	Washington	#2011 (2nd) [#53, DT Stephen Paea]
10/16/09	2010 (2nd) [#42]	Tampa Bay	DE Gaines Adams
4/25/09	2009 (2nd) [#49]	Seattle	2009 (3rd) [#68, DE Jarron Gilbert], 2009 (4th) [#105, DL Henry Melton]
4/2/09	QB Kyle Orton, 2009 (1st) [#18], 2009 (3rd) [#84], 2010 (1st) [#11]	Denver	QB Jay Cutler, 2009 (5th) [#140, WR Johnny Knox]
9/2/08	2009 (6th from TB) [#191]	Tampa Bay	G Dan Buenning
4/27/08	2008 (4th from MIA via PHI) [#115], 2008 (6th) [#175]	Tampa Bay	2008 (4th) [#120, S Craig Steltz], 2008 (5th) [#158, TE Kellen Davis]
4/27/08	2008 (4th) [#110]	Miami	2008 (4th) [#115, traded to TB], 2008 (7th) [#208, DE Ervin Baldwin]
3/3/08	QB Brian Griese, 2009 (7th) [#229]	Tampa Bay	2009 (6th) [#191, traded to TB]
8/2/07	S Chris Harris	Carolina	2008 (5th) [#142, CB Zack Bowman]
7/29/07	2008 (5th) [#143]	Buffalo	DT Darwin Walker
4/28/07	2007 (2nd from NY) via WAS) [#37]	San Diego	2007 (2nd) [#62, Dan Bazuin], 2007 (3rd) [#93, Garrett Wolfe], 2007 (5th) [#167, Kevin Payne], 2008 (3rd) [#90 Marcus Harrison]
3/22/07	2007 (6th) [#205]	Washington	S Adam Archuleta
3/6/07	RB Thomas Jones, 2007 (2nd) [#63]	NY Jets	2007 (2nd) [#37, traded to SD]
8/24/06	G Lennie Friedman	Cleveland	2007 (7th) [#221, CB Trumaine McBride]
4/29/06	2006 (1st) [#26]	Buffalo	2006 (2nd) [#42, S Daniele Manning], 2006 (3rd) [#73, DT Dusty Dvoracek]
4/25/06	S Mike Green	Seattle	2006 (6th) [#200, G Tyler Reed]
4/24/06	2006 (3rd) [#88]	Carolina	CB Ricky Manning, Jr. (RFA)
8/28/05	TE John Owens, 2006 (7th) [#233]	Miami	LB Brendon Ayanbadejo
8/21/04	WR Marty Booker, 2005 (3rd) [#70]	Miami	DE Adewale Ogunleye
4/25/04	2004 (4th from NE via WAS) [#104]	San Francisco	2004 (4th) [#112, LB Leon Joe], 2004 (5th) [#147, DE Claude Harriott]
3/29/04	2004 (6th) [#180]	Washington	FB Bryan Johnson
8/19/03	DT Ted Washington	New England	2004 (4th) [#104, traded to SF]
4/27/03	2003 (6th) [#176], 2003 (6th from NE) [#193], 2003 (7th) [#218]	Jacksonville	2003 (5th) [#143, WR Justin Gage]
4/26/03	2003 (1st from NY) [#13]	New England	2002 (14) [DE Michael Haynes], 2003 (6) [#193, traded to JAX]
4/26/03	2003 (1st) [#4]	N.Y. Jets	2003 (1st) [#13, traded to NE], 2003 (1st) [#22, QB Rex Grossman], 2003 (4th) [#116, DT Ian Scott]

Date	Traded Away	To	For
4/20/02	2002 (2nd) {#63}, 2002 (4th) {#129}	Dallas	2002 (3rd) {#72, CB Roosevelt Williams}, 2002 (4th) {#104, DE Alex Brown}, 2002 (5th) {#140, S Bobby Gray}
8/22/01	QB Cade McNown, 2002 (7th) {#241}	Miami	2002 (6th) {#199, RB Adrian Peterson}, 2003 (6th) {#191, LB Joe Odom}
6/5/00	2001 (6th) {#169}	San Francisco	CB R.W. McQuarters
4/16/00	2000 (7th from CLE via MIN) {#232}	Miami	P Brent Bartholomew
	2001 (7th) {#208}		
4/16/00	2000 (7th from SF) {#209}, 2000 (7th from STL via BAL) {#225}	Cleveland	2000 (7th) {#223, LB James Cotton}, 2000 (7th) {#232, traded to MIA}, 2000 (7th) {#254, S Mike Green}
4/16/00	2000 (5th from STL via DET via BAL) {#150}	San Francisco	2006 (6th) {#170, RB Frank Murphy}, 2000 (7th) {#209, traded to CLE}
4/16/00	2000 (4th) {#104}	St. Louis	2000 (4th) {#125, CB Reggie Austin}, 2000 (5th) {#150, traded to SF}, 2000 (7th) {#225, traded to CLE}
2/21/00	2000 (5th) {#138}	New Orleans	WR Eddie Kennison
4/18/99	1999 (7th from CLE) {#207}	Cleveland	1999 (7) {#221, WR Suleicio Sanford}, 1999 (7th) {#253, RB James Finn}
4/18/99	1999 (6th) {#174}	Cleveland	1999 (6th) {#184, S Rashard Cook}, 1999 (7th) {#207, traded to CLE}
4/17/99	1999 (1st) {#7}	Washington	1999 (1st) {#12, QB Cade McNown}, 1999 (3rd) {#71, WR D'Wayne Bates}, 1999 (4th) {#106, LB Warrick Holdman}, 1999 (5th) {#143, T Jerry Wisne}, 2000 (3rd) {#87, TE Dustin Lyman}
4/17/99	1999 (2nd from WAS) {#40}, 1999 (4th) {#102}	Oakland	1999 (2nd) {#48, DT Russell Davis}, 1999 (3rd) {#78, WR Marty Booker}, 1999 (4th) {#111, LB Roosevelt Colvin}
4/17/99	1999 (2nd) {#37}	Washington	1999 (2nd) {#40, traded to OAK}, 1999 (5th) {#144, LB Khari Samuel}
10/13/98	RB Byron "Bam" Morris	Kansas City	1999 (5th) {#147, CB Jerry Azumah}
9/1/98	2000 (7th) {#213}	Tennessee	LB Lemanski Hall
8/29/98	1999 (7th) {#213}	Green Bay	RB Glyn Milburn
6/8/98	1999 (5th) {#139}	San Diego	DT Shawn Lee
4/15/98	LB Anthony Peterson	San Francisco	1998 (7th) {#216, G Chad Overhauser}
8/24/97	1998 (5th) {#128}	Kansas City	WR Chris Penn
8/24/97	1998 (7th) {#192}	Jacksonville	T Jimmy Herndon
4/19/97	1997 (2nd) {#40}, 1997 (6th) {#173}	St. Louis	1997 (2nd) {#38, TE John Allred}
2/18/97	1997 (1st) {#11}	Seattle	QB Rick Mirer, 1997 (4th) {#105, RB Darnell Autry}
4/20/96	1996 (1st) {#18}, 1996 (3rd) {#83}, 1996 (6th from DAL) {#201}	St. Louis	1996 (1st) {#13, CB Walt Harris}
4/4/95	DE Trace Armstrong	Miami	1995 (2nd) {#56, P Todd Sauerbrun}, 1995 (3rd) {#87, C Evan Pilgrim}
8/28/94	LB Jim Schwantz	Dallas	1996 (6th) {#201, traded to STL}
4/29/94	1995 (5th) {#151}	Pittsburgh	WR Jeff Graham
10/19/93	1994 (5th) {#140}	Pittsburgh	RB Tim Worley
8/17/93	LB John Roper, S Markus Paul, TE Kelly Blackwell	Dallas	LB Vinson Smith and LB Barry Minter 1995 (6th) {#198, DE Carl Reeves}
4/25/93	1993 (5th) {#119}, 1993 (6th from IND) {#156}	Green Bay	1993 (4th) {#112, DE Al Fontenot}
4/25/93	1993 (4th) {#92}	Indianapolis	1993 (4th) {#100, LB Myron Baker}, 1993 (6th) {#156, traded to GB}
3/10/93	1993 (8th) {#204}	Seattle	LB Joe Cain (RFA)
8/28/92	C Jay Hilgenberg	Cleveland	1993 (4th) {#97, G Todd Perry}
8/19/91	1992 (8th) {#219}	N.Y. Jets	T Ron Mattes
4/23/90	1990 (7th) {#173}	L.A. Raiders	1990 (7th) {#176, C Bill Anderson}, 1990 (11th) {#298, T Roman Matusz}
8/19/89	QB Jim McMahon	San Diego	1990 (2nd) {#33, LB Ron Cox}
4/23/89	1989 (1st) {#25}	Miami	1989 (2nd) {#36, LB John Roper}, 1989 (3rd) {#65, C Jerry Fontenot}
4/23/89	1989 (4th) {#110}, 1989 (6th) {#165}	L.A. Raiders	1989 (4th) {#95, S Markus Paul}
4/23/89	1989 (3rd) {#81}	Philadelphia	1989 (5th) {#130, Mark Green}, 1989 (7th) {#189, S Richard Brothers},

Date	Traded Away	To	For
			1989 (8th) {#216, DT Tony Woods}, 1989 (9th) {#243, LB LaSalle Harper}, 1989 (10th) {#270, TE Todd Millikan}, 1989 (11th) {#297, DT Joe Nelms}, 1989 (12th) {#330, WR Freddy Weygand}
7/28/88	WR Willie Gault	LA Raiders	1989 (1st) {#11, CB Donnell Woolford}, 1990 (3rd) {#63 Peter Tom Willis}
3/18/88	LB Wilbur Marshall (RFA)	Washington	1988 (1st) {#28, WR Wendell Davis}, 1989 (1st) {#12, DE Trace Armstrong}
10/13/87	QB Doug Flutie	New England	1988 (8th) {#208, S David Tate}
4/28/87	1987 (4th) {#110}	L.A. Raiders	1987 (5th) {#120, DE Steve Bryan}, 1987 (6th) {#154, C John Adickes}
10/14/86	1987 (3rd) {#82}, 1987 (6th) {#166}	L.A. Rams	Selection rights to QB Doug Flutie, 1987 (4th) {#101, DT Sean Smith}
8/20/85	1986 (12th) {#333}	San Diego	P Maury Buford
8/15/84	1985 (12th) {#329}	San Diego	P Dave Finzer
5/1/84	1984 (11th) {#293}, 1985 (6th) {#161}	L.A. Rams	QB Steve Fuller
5/1/84	1984 Supp. (1st), 1984 Supp (2nd), 1984 Supp. (3rd)	Cleveland	1984 (9th) {#244, QB Mark Cassale}, 1984 (10th) {#271, S Shaun Gayle}, 1984 (11th) {#297, DT Mark Butkus}, 1984 (12th) {#330, RB Donald Jordan}
7/14/83	1985 (5th) {#134}	N.Y. Jets	DE Tyrone Keys
6/1/83	1984 (6th) {#152}	Dallas	TE Jay Saldi
4/27/83	Past Consideration	Cleveland	T Andy Frederick
4/26/83	T Jeff Williams	San Francisco	1983 (9th via CLE) {#235, LB Mark Zavagnin}, 1983 (12th) {#313, WR Oliver Williams}
4/22/83	DB Reuben Henderson	San Diego	1983 (4th) {#107, TE Pat Dunsmore}, 1983 (8th) {#219, DT Mark Bortz}
8/31/82	1983 (12th) {#314}, 1984 (5th) {#125}	San Diego	T Jeff Williams
8/23/82	1983 (6th) {#145}	Cleveland	C Gerry Sullivan
8/5/82	1983 (7th) {#176}	Cleveland	LB Bruce Huther
4/28/82	1983 (5th) {#118}	New England	LB Rod Shoate
4/27/82	1982 (2nd) {#32}	Tampa Bay	1983 (1st) {#18, WR Willie Gault}
4/26/82	Past Consideration	San Diego	1982 (5th) {#134, DB Dennis Tabron}
8/3/81	\$100.00	St. Louis	WR Jeff Lee
4/28/81	1981 (2nd) {#40}, 1981 (5th) {#122}	San Francisco	1981 (2nd) {#38, LB Mike Singletary}
7/21/80	DE Tommy Hart	New Orleans	Past Consideration
9/6/78	1979 (5th) {#121}, 1980 (3rd) {#78}	Dallas	WR Golden Richards
9/5/78	RB Alvin Maxson	Pittsburgh	Past Consideration
8/23/78	1979 (4th) {#91}	Cincinnati	TE Mike Cobb
5/2/78	1978 (4th) {#104}	Kansas City	1978 (5th via HOU) {traded to SF to complete prior deal}, 1978 (6th) {#139, RB John Skibinski}
4/20/78	1978 (2nd) {#47}	San Francisco	DE Tommy Hart
4/14/78	DT Wally Chambers	Tampa Bay	1979 (1st) {#4, DT Dan Hampton}, TE Bob Moore
3/28/78	Selection rights to DB John Sciarra	Tampa Bay	Past Consideration
9/1/77	C Connie Zelencik	Buffalo	DE Billy Newsome
6/15/77	QB Pat Sullivan	San Francisco	\$1.00
5/3/77	1977 (4th from MIA via WAS via BAL) {#110}, 1978 (1st) {#20}	Cleveland	QB Mike Phipps
5/2/77	1977 (3rd) {#71}	Miami	1977 (4th via BAL) {traded to CLE}, 1977 (5th via CHI) {to OAK to complete prior deal}
5/2/77	1977 (6th from TB via OAK) {#167}	Kansas City	RB Tommy Reamon
4/15/77	QB Gary Huff	Tampa Bay	1977 (6th) {#140, QB Vince Evans}, 1977 (6th via OAK) {traded to KC}
9/6/76	1978 (5th from KC via HOU) {#127}	San Francisco	RB Larry Schreiber
6/8/76	1978 (5th) {#131}	Cincinnati	DE Royce Berry, LB Brad Cousino, rights to K Tom Klaban
4/8/76	1976 (1st) {#10}, 1976 (3rd) {#68}	Detroit	1976 (1st via GB) {#8, T Dennis Lick}
4/2/76	1976 (4th from NY) {#98}; 1977 (5th) {#126}	Miami	1976 (4th via DET) {#108, DB Wayne Rhodes}, 1976 (5th via CHI) {to BAL to complete prior deal}
9/9/75	RB Carl Garrett	N.Y. Jets	1976 (4th) {#98, traded to MIA}, RB Mike Adame, rights to DT Ron Rydalch
9/4/75	1976 (10th) {#272}	Washington	CB Ted Vactor

Date	Traded Away	To	For
9/3/75	DE Dave Gallagher	N.Y. Giants	1977 (3rd) {#61, RB Robin Earl}, WR Bob Grim
8/26/75	1976 (2nd) {#37}, 1977 (4th) {#99}	Pittsburgh	WR Ron Shanklin
8/13/75	1976 (7th from BAL) {#201}	New Orleans	C John Didion
8/12/75	1977 (8th) {#210}	N.Y. Jets	DE John Ricca
8/7/75	QB Joe Barnes, TE Fred Pagac	N.Y. Jets	Past Consideration
7/30/75	DT Greg Wojcik	St. Louis	C Wes Miller
4/22/75	1976 (9th) {#247}, 1977 (6th) {#154}	Philadelphia	G Mark Nordquist
4/8/75	1976 (8th) {#220}, 1977 (5th) {#126}	Oakland	DB Nemiah Wilson
1/28/75	RB Jim Harrison	San Diego	1975 (6th via LA Rams) {#151, LB Tom Hicks}
1/28/75	1975 (7th from N.Y. Jets) {#168}, 1976 (5th) {#134}	Baltimore	Rights to T Noah Jackson; 1976 (7th) {#201, traded to NO}
1/28/75	1975 (3rd from LA Rams) {#73}	San Diego	RB Cid Edwards
1/28/75	1975 (3rd) {#56}, 1975 (7th) {#160}	Baltimore	Rights to TE Greg Latta
8/13/74	1975 (8th) {#187}	Denver	DB Randy Montgomery
8/9/74	1975 (10th) {#239}	Miami	WR Charles Wade
10/23/73	DE Willie Holman, 1975 (5th) {#108}	Washington	1974 (3rd via NE) {#62, RB Cliff Taylor}
1974	\$100.00	San Diego	G Tom Forrest
8/14/74	\$200.00	New England	G James Callier
8/16/74	DB Charles Ford	Philadelphia	DE Richard Harris
8/28/74	C Wayne Mulligan	N.Y. Jets	1975 (7th) {#168, traded to BAL}
8/23/74	WR Earl Thomas	St. Louis	C Wayne Mulligan, RB Cliff McClain, 1975 (7th via WAS) {#178, DB Earl Douthitt}
9/10/73	DB Jerry Moore	New Orleans	1975 (5th) {#110, G Revie Sorey}
4/2/74	G Greg Horton	L.A. Rams	1975 (3rd) {#73, traded to SD}, 1975 (10th) {#254, G Mike Julius}
8/15/74	WR John Isenbarger, TE Dick Witcher	San Francisco	WR Cecil Turner
8/7/74	\$100.00	Dallas	T Bruce Craft
8/2/73	\$1.00	Denver	WR Ike Hill
7/19/73	\$1.00	San Francisco	WR John Wiegman
1/30/73	1973 (1st from DET) {#19}	New England	RB Carl Garrett
1/30/73	1973 (1st from KC) {#17}, 1973 (3rd) {#58}	Detroit	TE Craig Cotton, 1973 (1st) {#19, traded to NE}
10/16/73	1974 (5th) {#108}	Philadelphia	DE Mel Tom
8/16/73	1974 (2nd) {#30}, 1974 (4th) {#82}	New England	1974 (8th) {#190, RB Ken Grandberry}, WR Tom Reynolds, LB Ken Lee
8/10/73	1974 (9th) {#212}	Miami	DB Dave McCurry
8/8/73	1974 (10th) {#238}	Cleveland	QB Randy Mattingly
5/25/73	DB Ron Smith	San Diego	1974 (3rd) {#54, WR Wayne Wheeler}
9/1/72	1974 (6th) {#134}	Green Bay	QB Zeke Bratkowski
10/13/72	Rights to WR Dick Gordon	L.A. Rams	1974 (1st via WAS) {#20, DT Dave Gallagher}
7/26/72	1973 (4th from STL) {#84}	San Diego	DE Steve DeLong
8/8/72	1973 (7th) {#161}	L.A. Rams	T Rich Buzin
8/8/72	DE John Hoffman, T Stephen Wright	St. Louis	1973 (4th) {#84, traded to SD}
8/17/72	Rights to QB Jack Concannon	Dallas	DE Billie Line, T Bob Asher, 1973 (2nd) {#48, DT Gary Hrivnak}
9/7/72	Rights to DT George Seals	Kansas City	1973 (1st) {#17, traded to DET}
9/22/71	LB Lee Roy Caffey	Dallas	1972 (7th) {#182, DT Jim Osborne}
9/13/71	1973 (5th) {#112}	San Francisco	RB Bill Tucker
9/13/71	C Bob Hyland, DB Bennie McRae	N.Y. Giants	1972 (1st) {#3, T Lionel Antoine}
9/13/71	1972 (2nd) {#37}, 1973 (4th) {#83}	Philadelphia	RB Cyril Pinder
8/31/71	RB Mike Hull	Washington	RB Danny Pierce, T Steve Wright
7/21/71	Rights to RB Ronnie Bull	Philadelphia	1973 (5th) {#107, DB Allan Ellis}
7/20/71	1972 (6th) {#142}	Green Bay	DB Bobby Jeter
7/20/70	QB Virgil Carter (via waivers)	Buffalo	1971 (6th) {#135, TE Earl Thomas}
9/2/70	DT Frank Cornish (via waivers)	Cincinnati	1972 (6th) {#133, LB Bob Pifferini}
9/2/70	DT Dick Evey, 1972 (4th) {#87}	L.A. Rams	WR Jim Seymour, DB Ron Smith
3/2/70	DE Loyd Phillips	New Orleans	TE Jim Hester
1/21/70	T Rufus Mayes	Cincinnati	DE Harry Gunner, DT Bill Staley
1/21/70	1970 (1st) {#2}	Green Bay	LB Lee Roy Caffey, C Bob Hyland, RB Elijah Pitts
1/21/70	1970 (2nd) {#27}	Dallas	RB Craig Baynham, DB Phil Clark
10/28/69	DB Roosevelt Taylor, 1971 (5th)	San Francisco	G Howard Mudd
9/8/69	1970 (5th) {#106}	New Orleans	DB George Youngblood
8/12/69	WR David McDaniels	L.A. Rams	1971 (7th) {#176, RB Dennis Ferris}
7/31/69	1970 (7th) {#158}	Philadelphia	WR David McDaniels
7/23/69	DB Curtis Gentry	St. Louis	WR Bobby Lee, 1970 (6th) {#136, T Jeff Curchin}

Date	Traded Away	To	For
7/17/69	RB Andy Livingston	New Orleans	1971 (2nd) [#28, RB Jim Harrison]
7/12/69	P Jon Kilgore	L.A. Rams	\$1.00
7/3/69	LB Jim Purnell, CB Rudy Redmond	Atlanta	TE Ray Ogden
5/17/69	S Richie Petitbon	L.A. Rams	CB Lee Calland, 1970 (4th) [#100, LB Ross Brupbacher], 1971 (3rd via OAK) [#71, T Bob Newton]
9/6/67	1968 (3rd) [#71]	Dallas	TE Austin Denney, K Mac Percival
7/16/67	DE Doug Atkins, T Herman Lee	New Orleans	G Don Croftcheck
4/26/67	TE Mike Ditka	Philadelphia	QB Jack Concannon, 1968 (4th via L.A. Rams) [#106, G Alan Bush]
9/14/66	LB Larry Morris	Atlanta	1968 (3rd) [#57, DB Major Hazelton], 1967 (6th via PIT) [#142, QB Virgil Carter]
8/10/66	DT Earl Leggett	L.A. Rams	1967 (4th) [#95, DB Tom Greenlee], 1967 (8th) [#200, LB Jerry Griffin]
7/12/66	1967 (10th) [#247]	Washington	CB Johnny Sample
5/30/65	RB Rick Casares, TE Robert Jencks	Washington	C Fred Hageman, T Riley Mattson
5/22/65	1966 (5th) [#76]	Minnesota	G Palmer Pyle
6/25/64	1965 (2nd) [#17], 1965 (3rd) [#32], DB Lowell Caylor	Cleveland	WR Rich Kreitling
6/6/64	WR Angelo Coia, DT Fred Williams	Washington	1965 (1st) [#6, T Steve DeLong]
8/23/64	DB Frank Budka, C Joe Wendryhoski, G Roger Davis, 1965 (5th) [#60]	L.A. Rams	RB Jon Arnett
9/3/64	TE Chuck Logan	Pittsburgh	1966 (4th) [#51, T Randy Jackson]
9/11/64	T Steve Barnett	Washington	1966 (6th) [#85, T Dennis Brewster]
7/1/64	DB Tommy Neck	Washington	\$1.00
7/1/64	DE Maury Youmans	Dallas	WR Gary Barnes
12/2/63	1964 (2nd) [#28], 1964 (4th from PIT) [#51]	Pittsburgh	1965 (1st) [#3, LB Dick Butkus]
9/10/63	T Art Anderson	Pittsburgh	1964 (6th via CHI) [#84, E Jimmy Jones]
6/10/63	1964 (6th) [#84]	Pittsburgh	LB Tom Bettis
5/1/63	RB John Adams	L.A. Rams	1964 (2nd) [#21, E Billy Martin]
4/4/62	QB Ed Brown	Pittsburgh	1963 (1st) [#11, C Dave Behrman], 1964 (2nd) [#23, HB Pat Crain]
4/4/62	1963 (1st from PIT) [#11]	Pittsburgh	QB Rudy Bukich; 1963 (10th via CHI)
9/12/62	RB Bill Brown	Minnesota	1964 (4th) [#47, LB Mike Reilly]
7/22/62	WR Harlon Hill	Pittsburgh	1963 (4th) [#52, HB Charley Mitchell], 1964 (4th) [#51, traded to PIT]
7/1/62	C John Mellekas	San Francisco	1963 (4th) [#49, E Stan Sanders]
9/9/62	1963 (1st) [#10]	L.A. Rams	RB Joseph Marconi
7/1/62	1963 (4th) [#53]	Baltimore	DB Pete Manning
7/1/62	1963 (5th) [#66]	Dallas	RB Preston Powell (via clearing waivers)
4/3/62	1963 (10th) [#137]	Pittsburgh	P Bobby Joe Green
9/6/62	LB Ken Kirk	Pittsburgh	1963 (6th) [#80, T John Johnson]
7/1/62	T Clyde Brock	Dallas	\$3,500.00
6/14/61	LB Chuck Howley	Dallas	1963 (2nd) [#20, T Steve Barnett], 1963 (9th) [#118, T Monte Day]
1/28/61#	DB Erich Barnes, QB Zeke Bratkowski (the L.A. Rams then traded DB Erich Barnes and CB John Guzik to the New York Giants for CB Lindon Crow)	L.A. Rams	QB Bill Wade
7/14/60	QB Don Meredith	Dallas	1962 (3rd) [#32, E Jim Bates]
9/1/1960	1962 (6th) [#77]	Philadelphia	DB Bobby Jackson
7/1/60	WR John Aveni	N.Y. Giants	DB Dave Whitsell, 1962 (8th) [#110, C Larry Onesti]
8/18/61	WR Bob Coronado	Pittsburgh	1962 (2nd) [#20, T Clyde Brock]
8/31/60	QB Rudy Bukich	Pittsburgh	1963 (1st) [#11, traded to PIT]
1/1/60	G Bill Roehnel	Washington	1962 (5th) [#57, E Mac Burton]

NOTES: Voided trades are not included.

() Indicates the round of a pick; {} Indicates pick # and the player selected at listed pick.

Three-team trade

ALL-TIME PRACTICE SQUAD

Adams, Kris (WR)	2011	Bryan, Copeland (DE)	2006-07	Gaines, Rogers (T)	2013
Addison, Bralon (RB)	2016	Buggs, Marcus (WR)	2010	Gaines, Teddy (CB)	2002
Age, Louis (T)	1992	Bunting, Ian (WR)	2019	Garay, Antonio (DT)	2005; 07
Aiken, Kamar (WR)	2012	Burger, Todd (G)	1993	Gary, Shamiel (S)	2014
Alford, Mario (WR)	2017	Burgess, Rudy (WR)	2008	Gattis, Josh (S)	2007
Allen, Armando (RB)	2011-12	Cain, Jeremy (LB)	2004-05	Gentry, Tanner (WR)	2017-18
Allen, Dejon (OL)	2018	Callahan, Bryce (CB)	2015	Gerard, K.J. (DB)	2010
Allen, James (RB)	1998	Campbell, Darrell (DT)	2005	Gibbons, Ryan (OL)	2007
Allen, Jermaine (RB)	2007	Carter, Alex (CB)	2017	Gibson, Laurence (T)	2016
Allen, Tremayne (TE)	1997-98	Carter, Daryl (LB)	1997	Gibson, Thaddeas (DE)	2011
Amos, Willie (DE)	2005	Catthouse, Sean (DB)	2013	Gilmore, John (TE)	2002
Anderson, Abdullah (DL)	2018-19	Cerqua, Marq (LB)	2002	Glenn, Jacoby (CB)	2015-16
Anderson, Bryan (G)	2003-04	Chambers, Marlon (TE/DE)	1999	Gonzalez, Dan (QB)	1999
Anderson, Busta (TE)	2016	Christian, Bob (FB)	1992	Coolsby, Brian (FB)	1999
Anderson, Dres (WR)	2016	Clermond, Joe (DE)	2008-09	Gowins, Brian (K)	1999
Anderson, Joe (WR)	2012	Cobb, David (RB)	2016	Grant, Doran (CB)	2017
Anderson, Jonathan (LB)	2015-17	Cobb, Trevor (FB)	1994	Grayson, Cyril (WR)	2018
Anelli, Mark (TE)	2003	Cohen, Dustin (LB)	2000	Green, Jamaal (DE)	2005-06
Angulo, Richard (TE)	2006	Coleman, Davon (DL)	2015	Greene, Brandon (OL)	2017
Annen, Blake (TE)	2014	Coleman, Mill (WR)	1995-96	Greer, Rashau (WR)	2010
Ashman, Duane (DE)	1998	Coleman, Quincy (CB)	1998	Grice, Shane (G)	2001
Asiata, Johan (G)	2009-10	Coleman, Travis (CB)	2002	Groy, Ryan (G)	2014
Averill, Travis (OL)	2017	Coley, James (TE)	1989	Haggerty, Jonathan (WR)	2011
Ayers, Demarcus (WR)	2017	Collier, Ervin (DT)	1994-95	Harrell, Reggie (WR)	2005
Babers, Rod (CB)	2005	Collins, Jed (FB)	2008	Harris, Chuck (DE)	2019
Backes, Tom (DT)	1991	Cooper, D.J. (DE)	2000	Harris, Jonathan (DL)	2019
Baldwin, Ervin (DE)	2008-10	Cousin, Terry (CB)	1997	Harris, Willie (WR)	1993
Ball, David (WR)	2007	Coward, Rashaad (DT)	2017	Harrison, Todd (TE)	1992
Ballard, Derrick (LB)	2004	Crawford, Xavier (DB)	2019	Hartsell, Mark (QB)	2000
Balogh, Cody (T)	2008	Cunningham, B.J. (WR)	2014	Hass, Mike (WR)	2006; 08
Barkley, Matt (QB)	2016	Davis, Jason (FB)	2008	Hendrix, Dewayne (LB)	2019
Barnes, Freddie (WR)	2010	Davis, Josh (T)	2011	Henry, Ricky (G)	2011
Baron, James (DL)	1998	Davis, Reggie (WR)	2019	Herd, Greg (WR)	2014
Barrow, Lamin (LB)	2015	Dawson, Curry (DT)	2002	Hicks, Dwone (RB)	2003
Bars, Alex (OL)	2019	Deligianis, Harry (DL)	1998	Hicks, Michael (RB)	1996-97
Basanez, Brett (QB)	2009	Demaree, Chris (DE)	2002-03	Hill, Bronson (RB)	2015
Bass, David (DE)	2014	Denmark, Stephen (DB)	2019	Hill, Eric (WR)	2005
Bausby, De'Vante (CB)	2015-16	Dennis, Derek (OL)	2012-13	Hillenmeyer, Hunter (LB)	2003
Beavers, Willie (OL)	2018	Dieugot, Joseph (OT)	2017	Hollowell, T.J. (LB)	2005
Beck, Tom (QB)	1998	Diggs, Carl (LB)	2004	Holmes, Jaret (K)	1999
Becton, Nick (T)	2015	Dinwiddie, Ryan (QB)	2004	Horn, Levi (T)	2010-11
Bell, Kahlil (RB)	2009	Dorrestein, Perry (T)	2011	Horsetd, Jesper (TE)	2019
Bell, Shonn (TE)	2000	Dorsey, Quinn (DE)	2004	Houston-Carson, DeAndre (S)	2017
Bellamy, Joshua (WR)	2014	Draft, Chris (LB)	1998	Houston, Harrison (WR)	1995
Belton, Keith (RB)	2005	Dragos, Scott (FB)	1999	Howard, Bobbie (LB)	2000
Bero, Brian (FB)	1989	Droege, Rob (T)	2005	Hoyte, Brandon (LB)	2006
Bennett, Brandon (RB)	1995-96	Dulaney, Mike (FB)	1995	Hughes, Robert (RB)	2011
Blanchard, Matt (QB)	2012; 15	Dunn, Brandon (DT)	2014-15	Hurst, Demonte (CB)	2013, 2016
Boffeli, Conor (G)	2014	Edison, Cornelius (C)	2015-16	Hyche, Steve (LB)	1989
Boggs, Taylor (C)	2014	Edwards, Brian (RB)	2000	Idonije, Israel (DT)	2003
Bowman, Zackary (CB)	2008	Elliott, Jamin (WR)	2002	Iglesias, Juanquin (WR)	2010
Bownes, Fabien (WR)	1995-96	Epps, Dedrick (TE)	2012	Ihnat, Eric (TE)	1991
Boyd, Dino (OL)	2019	Everett, Tyler (S)	2006	Ireland, Darwin (LB)	1995
Bradford, Carl (LB)	2017	Fales, David (QB)	2014-15	Ireland, Isaiah (LB)	2017
Bragg, Craig (WR)	2005	Fassitt, Greg (CB)	2007	Ives, Thomas (WR)	2019
Brandon, Cory (T)	2012	Finn, Jim (FB)	1999	Ivlov, John (FB)	1993
Braunacker, Ben (TE)	2016-17	Fletcher, Bryan (TE)	2002	Jefferson, Jason (DT)	2005
Braverman, Daniel (WR)	2016	Folsom, J.D. (LB)	2010	Jenkins, Kerry (T)	1997
Bray, Tyler (QB)	2018-19	Fontenot, Chris (TE)	2000	Jennings, Darius (WR)	2016
Brewer, Dewell (FB)	1993	Forbes, Marlon (CB)	1995-96	Jensen, Marcel (TE)	2016
Brock, Kevin (TE)	2009	Foreman, Tyree (FB)	2002	Johnson, Ben (G)	2004
Brooks, Macey (WR)	1998	Franklin, Jerry (LB)	2013	Johnson, Chris (LB)	2010
Broussard, John (WR)	2008	Franklin III, John (DB)	2018	Johnson, Eric (DB)	2001-02
Brown, Fadol (LB)	2019	Frey, Isaiah (CB)	2012; 14	Johnson, Jerrod (QB)	2013
Brown, James (G/T)	2012	Frome, Chris (DE)	2007	Johnson, Kiah (LB)	2002
Brown, Jonathan (LB)	2014	Fryzel, Jimmy (WR)	2003	Johnson, Tim (LB)	2001

ALL-TIME PRACTICE SQUAD (CONT'D)

Johnson-Webb, Jamaal (T).....	2013	Mincy, Jonathon (DB).....	2018	Smith, DeAngelo (CB).....	2009
Jones, Barrett (C).....	2015	Mines, Fontel (TE).....	2007-08	Smith, Eric (WR).....	1997
Jones, Carlos (CB).....	1999	Mitchell, Qasim (T).....	2003	Smith, Quintin (WR).....	1990
Jones, Danté (LB).....	1990	Mitchell, Terrance (CB).....	2014	Snyder, Brent (QB).....	1990
Jones, Howard (LB).....	2017	Moore, Josh (CB).....	2011	Spencer, Willie (WR).....	2001
Jones, Jermaine (CB).....	1999	Moss, Dale (WR).....	2012	Spruce, Nelson (WR).....	2017
Jones, Mike (G).....	2007	Mostert, Raheem (RB).....	2016	Staten, Jimmy (DE).....	2016
Jones, Tyler (K).....	2005	Motur, Jeff (WR).....	2010	Stephens, Reggie (G).....	2011-12
Joppru, Bennie (TE).....	2006	Mustipher, Sam (OL).....	2019	Stone, James (OL).....	2018
Joseph, Dwayne (CB).....	1994	Nall, Ryan (RB).....	2018-19	Streeter, George (S).....	1989
Joseph, Michael (DB).....	2018-19	Newkirk, Robert (DT).....	2000	Sullen, Jordan (CB).....	2014
Jurovich, Kevin (WR).....	2011	Norman, Todd (OL).....	1994	Tafoya, Joe (DE).....	2001
Justin, Paul (QB).....	1991	North, Ramondo (WR).....	2001	Ta'ufou, Will (FB).....	2009
Kashama, Alain (DE).....	2004	Oakley, Anthony (OL).....	2005; 07	Taylor, Aaron (G).....	1998
Kelly, Colin (T).....	2016	Okoye, Lawrence (OL).....	2016	Taylor, Brian (CB).....	1989
Kelly, Kareem (WR).....	2004	Onobun, Fendi (TE).....	2013	Tialavea, D.J. (OL).....	2017
King, Jerome (DE).....	2000	Oshinowo, Babatunde (DT).....	2007	Thompson, Colin (TE).....	2017
Kmet, Frank (DL/OL).....	1993	O'Sullivan, J.T. (QB).....	2005	Thompson, Jason (DB).....	2017
Komar, Max (WR).....	2011	Ozougwu, Cheta (DE).....	2013	Timu, John (LB).....	2015-17
Laptad, Jake (DE).....	2011	Palmer, Nathan (WR).....	2015	Toliver, Terrence (WR).....	2013
LaRocque, Joey (LB).....	2008	Pearson, Pepe (RB).....	1998	Trahan, Patrick (LB).....	2011-12
Lasike, Paul (RB/FB).....	2015-16	Pericak, Will (OL).....	2017	Tugbenyoh, Mawuko (LB).....	2000
Lattimore, DeDe (LB).....	2014	Perillo, Justin (TE).....	2016	Turner, Christian (DT).....	2013
Lawrence, Rashad (WR).....	2014	Perry, Seniorise (RB).....	2016	Turnne, Woody (CB).....	2009
Lawrence, Simoni (LB).....	2010	Peterman, Eric (WR).....	2009-11	Turner, Barry (DE).....	2010
Leatherwood, Frank (TE).....	2000	Peters, Leonard (S).....	2007	Umodu, Emughedi "Ify" (WR).....	2015
Lee, Cameron (OL).....	2017	Philon, Roy (DT).....	2014	Unga, Harvey (RB).....	2012-13
Lee, Mark (DT).....	1997	Poehlis, Will (OL).....	2016	Uzdavinis, Arturo (OL).....	2016
Lemons, Devin (LB).....	2001	Polk, Octus (OL).....	1995-96	Vaughters, James (LB).....	2019
Lethridge, Zebbie (CB).....	1999	Pope, P.J. (RB).....	2006-07	Venable, Winston (S).....	2011
Levin, Corey (OL).....	2019	Powell, Ronald (LB).....	2016	Waddle, Tom (WR).....	1989
LeVoir, Mark (T).....	2006-07	Price, Terry (DT).....	1990	Wagner, Barry (WR).....	1992
Lies, Michael (TE).....	2000	Primus, Greg (WR).....	1994	Walters, Anthony (S).....	2011
Lindstrom, Gabe (P).....	2005	Purcell, Mike (DL).....	2017	Warner, Josh (C/G).....	2002
Lockette, Ricardo (WR).....	2013	Radway, Raymond (WR).....	2012	Warner, Ron (DE).....	1999
Long, Khari (DE).....	2005	Raiola, Donovan (C).....	2009	Washburn, Cliff (DE).....	2003
Lott, James (CB).....	1990-91	Randolph, Charles (TE).....	1996	Washington, Damon (FB).....	1999
Louis-jean, Al (CB).....	2014	Ray, Rodney (DB).....	1996	Weaver, Jason (T).....	2014, 2016
Lyons, Caushaud (DE).....	2017	Raymond, Dax (TE).....	2019	Wesley, Alex (WR).....	2019
Mackey, Chad (WR).....	1999	Reed, Tyler (G).....	2006-08	Wetnight, Ryan (TE).....	1993
Malast, Kevin (LB).....	2009	Reese, Marcus (LB).....	2003	Whelihan, Tom (K/P).....	1990
Manning, Terrell (LB).....	2014	Reynolds, Rashaad (DB).....	2016	Whiteside, Aston (DE).....	2012-13
Marshall, Alfonso (CB).....	2004	Richardson, Cyril (OL).....	2016	Whyte, Kerrith (RB).....	2019
Marshall, Anthony (S).....	1994	Rideau, Brandon (WR).....	2006; 08	Williams, Brad (G).....	2000
Marten, James (T).....	2009-10	Riley, Chris (G).....	2012	Williams, Chris (WR).....	2014
Martin, Chris (CB).....	1996	Riley, Marcus (LB).....	2008	Williams, Eddie (FB).....	2010
Mason, Danny (LB).....	2015	Robertson, Tracy (DE).....	2013	Williams, Harry, Jr. (WR).....	2006
Mathews, Greg (WR).....	2010	Rogers, Darreus (WR).....	2017	Williams, Terry (DL).....	2015
Matthews, Shane (QB).....	1993	Ross, Drayton (TE).....	2011	Williams, Tyrone (DL).....	1997
Matthews, Roshawn (LB).....	2001	Ross, Rashad (WR).....	2014	Wilson, C.J. (CB).....	2013
Matusz, Roman (T).....	1990	Rounds, Joshua (RB).....	2017	Wilson, Lawrence (LB).....	2013
Maxwell, Jacob (TE).....	2014	Russell, Fred (RB).....	2004	Wilson, Rod (LB).....	2006
McBride, Tre (WR).....	2017	Sanford, Sulecio (WR).....	1999	Wood, Ty (C).....	2000
McCardell, Keenan (WR).....	1993	Saunders, Jalen (WR).....	2015	Woodrum, Josh (QB).....	2016
McClain, Antoine (G).....	2014	Schumacher, Jerry (LB).....	2004	Woods, Josh (LB).....	2018
McGee, Richmond (P).....	2010	Schwartz, Jim (LB).....	1992-93	Worley, Justin (QB).....	2015
McKay, Mekale (WR).....	2017	Seymour, Ryan (C/G).....	2015	Wright, Eric (WR).....	1991-92
McKie, Jason (FB).....	2003	Sharp, Brandon (S).....	2007	Wrotto, Mansfield (G).....	2011
McMillon, Todd (CB).....	2000-01	Sheldon, Dan (WR).....	2006	Young, Adam (TE).....	2001
McNichols, Jeremy (RB).....	2019	Shepherd, Edell (WR).....	2002	Zitelli, Emmett (C).....	1997
Merrell, Jamil (DE).....	2014	Shepherd, Gannon (T).....	2000		
Merritt, Ahmad (WR).....	2000-01	Shirley, Josh (LB).....	2016		
Miller, Chris (WR).....	1997	Sinclair, Gannon (TE).....	2015		
Miller, David (G).....	2004	Slay, Dwayne (LB).....	2006		
Miller, Gabe (TE).....	2012	Smith, Andre (TE).....	2011		
Miller, Jordan (DT).....	2011	Smith, D'Anthony (DL).....	2015		

PRACTICE SQUAD TO 53-MAN ROSTER

Addison, Bralon (RB)
 Age, Louis (T)
 Allen, Armando (RB)
 Allen, James (RB)
 Allen, Tremayne (TE)
 Anderson, Abdullah (DL)
 Anderson, Bryan (G)
 Anderson, Joe (WR)
 Anderson, Jonathan (LB)
 Annen, Blake (TE)
 Asiata, Johan (G)
 Baldwin, Ervin (DE)
 Barkley, Matt (QB)
 Barrow, Lamin (LB)
 Bars, Alex (OL)
 Basanez, Brett (QB)
 Bass, David (DE)
 Bausby, De'Vante (DB)
 Becton, Nick (T)
 Bell, Kahlil (RB)
 Bellamy, Josh (WR)
 Belton, Keith (RB)
 Boggs, Taylor (C)
 Bowman, Zackary (CB)
 Bownes, Fabien (WR)
 Brandon, Cory (T)
 Braunecker, Ben (TE)
 Bray, Tyler (QB)
 Brooks, Macey (WR)
 Brown, James (T/G)
 Burger, Todd (G)
 Cain, Jeremy (LB)
 Callahan, Bryce (CB)
 Carter, Daryl (LB)
 Cattouse, Sean (S)
 Cerqua, Marq (LB)
 Cobb, Trevor (FB)
 Coleman, Quincy (CB)
 Coleman, Travis (CB)
 Coley, James (TE)
 Collier, Ervin (DT)
 Cousin, Terry (CB)
 Coward, Rashaad (DL)
 Davis, Jason (FB)
 Dorsey, Quinn (DE)
 Draft, Chris (LB)
 Dragos, Scott (FB)
 Dulaney, Mike (FB)
 Dunn, Brandon (DT)
 Edison, Cornelius (OL)
 Edwards, Brian (RB)
 Elliott, Jamin (WR)
 Everett, Tyler (S)
 Fales, David (QB)
 Franklin, Jerry (LB)
 Frey, Isaiah (CB)
 Forbes, Marlon (CB)
 Garay, Antonio (DT)

Gattis, Josh (S)
 Gentry, Tanner (WR)
 Gibson, Thaddeus (DE)
 Gilmore, John (TE)
 Glenn, Jacoby (CB)
 Gowins, Brian (K)
 Groy, Ryan (G)
 Harris, Willie (WR)
 Hartsell, Mark (QB)
 Hass, Mike (WR)
 Henry, Ricky (G)
 Hicks, Michael (RB)
 Hillenmeyer, Hunter (LB)
 Holmes, Jaret (K)
 Horn, Levi (T)
 Horsted, Jesper (TE)
 Houston-Carson, DeAndre (DB)
 Howard, Bobbie (LB)
 Hurst, Demontre (DB)
 Hyche, Steve (LB)
 Idonije, Israel (DT)
 Ireland, Darwin (LB)
 Irving, Isaiah (LB)
 Ivlow, John (FB)
 Jones, Danté (LB)
 Jones, Howard (LB)
 Jones, Jermaine (CB)
 Joseph, Dwayne (CB)
 Joseph, Michael (CB)
 Kashama, Alain (DE)
 Komar, Max (WR)
 LaRocque, Joey (LB)
 Lasike, Paul (RB/FB)
 Lattimore, DeDe (LB)
 Lee, Cameron (OL)
 Louis-Jean, Al (CB)
 Manning, Terrell (LB)
 Marshall, Alfonso (CB)
 Marshall, Anthony (S)
 Marten, James (T)
 Martin, Chris (CB)
 Matthews, Shane (QB)
 McBride, Tre (WR)
 McKie, Jason (FB)
 McMillon, Todd (CB)
 Merritt, Ahmad (WR)
 Mines, Fontel (TE)
 Mitchell, Qasim (T)
 Mitchell, Terrance (CB)
 Mizzell, Taquan (RB)
 Mostert, Raheem (RB)
 Nall, Ryan (RB)
 Newkirk, Robert (DT)
 Oakley, Anthony (DL)
 Oshinowo, Babatunde (DT)
 Ozougwu, Cheta (DE)
 Polk, Octus (OL)
 Price, Terry (DT)

Primus, Greg (WR)
 Pruitt, MyCole (TE)
 Reese, Marcus (LB)
 Rideau, Brandon (WR)
 Robertson, Tracy (DT)
 Ross, Rashad (WR)
 Sanford, Sulecio (WR)
 Schwantz, Jim (LB)
 Shirley, Josh (LB)
 Smith, Andre (TE)
 Smith, D'Anthony (DL)
 Smith, DeAngelo (CB)
 Smith, Eric (WR)
 Smith, Quintin (WR)
 Staten, Jimmy (DE)
 Streeeter, George (S)
 Tafoya, Joe (DE)
 Taylor, Aaron (G)
 Taylor, Brian (RB)
 Thompson, Deonte (WR)
 Timu, John (LB)
 Trahan, Patrick (LB)
 Tupou, Christian (DT)
 Turenne, Woody (CB)
 Turner, Barry (DE)
 Unga, Harvey (RB)
 Vaughters, James (LB)
 Venable, Winston (S)
 Waddle, Tom (WR)
 Wagner, Barry (WR)
 Walters, Anthony (S)
 Warner, Josh (C/G)
 Wetnight, Ryan (TE)
 Williams, Chris (WR)
 Williams, Tyrone (DL)
 Wilson, Rod (LB)
 Wise, Ty (C)
 Wright, Eric (WR)

ALL-TIME ASSISTANT COACHES

Name	Seasons	Years
Abramowicz, Danny.....	5	1992-96
Allen, George.....	8	1958-65
Anderson, Heartley "Hunk".....	8	1940-42; 46-50
Anderson, Roy.....	2	2017-18
Armstrong, Keith.....	4	1997-2000
Arthur, Jim.....	11	2005-15
Austin, Bill.....	1	1971
Azzanni, Zach.....	1	2017
Babich, Bob.....	9	2004-12
Bajakian, Mike.....	3	2004-06
Bates, Jeremy.....	1	2012
Bedford, Vance.....	6	1999-2004
Bischoff, Andy.....	2	2013-14
Blache, Greg.....	5	1999-2003
Bollman, Jim.....	2	1999-2000
Boras, Rob.....	6	2004-09
Borich, Mike.....	2	1999-2000
Bratkowski, Zeke.....	3	1972-74
Brauch, Phil.....	2	2012-13
Brodsky, Joe.....	1	1998
Brooks, Clarence.....	6	1993-98
Brooks, Larry.....	1	2003
Brumbaugh, Carl.....	3	1938; 40; 44
Bullough, Chuck.....	5	1999-2003
Butkus, Luke.....	3	2007-09
Byrd, Gill.....	7	2006-12
Callahan, Ray.....	3	1975-77
Carmichael, Pete.....	3	2001-03
Carr, Jim.....	3	1969; 73-74
Cavanaugh, Matt.....	4	1997-98; 2013-14
Cherundolo, Chuck.....	6	1966-68; 72-74
Childress, Brad.....	1	2019
Clark, Mike.....	2	2013-14
Cody, Ed.....	6	1965-70
Coiner, Charlie.....	5	2001-05
Connor, George.....	2	1956-57
Crowton, Gary.....	2	1999-2000
Day, Shane.....	2	2010-11
DeBord, Mike.....	3	2010-12
DeCamilis, Joe.....	2	2013-14
DeCorrevont, Billy.....	1	1949
DeLeone, Mark.....	1	2019
Dent, Richard.....	1	2003
Desai, Sean.....	7	2013-19
Dimancheff, Babe.....	3	1966-68
Donatell, Ed.....	4	2015-18
Dooley, Jim.....	14	1963-67; 81-89
Dovell, Whitey.....	3	1972-74
Drake, Darryl.....	9	2004-12
Drayton, Stan.....	2	2015-16
Driscoll, Paddy.....	20	1941-55; 58-62

Name	Seasons	Years
Dunbar, Karl.....	1	2004
Dunn, John.....	1	2017
Ecklund, Brad.....	3	1975-77
Fangio, Vic.....	4	2015-18
Fears, Ivan.....	6	1993-98
Fewell, Perry.....	1	2005
Fichtner, Ross.....	3	1975-77
Flaherty, Pat.....	3	2001-03
Fortunato, Joe.....	2	1967-68
Furrey, Mike.....	2	2018-19
Frei, Jerry.....	3	1978-80
Garnes, Sam.....	2	2015-16
Gase, Adam.....	1	2015
George, Bill.....	1	1972
George, Jason.....	3	2015-17
George, Ryan.....	2	2007-08
Gerhart, Doug.....	1	1979
Gibron, Abe.....	7	1965-71
Gilbride, Kevin.....	2	2018-19
Gillman, Sid.....	1	1977
Ginn, Brian.....	2	2018-19
Goldston, Ralph.....	1	1974
Goodwin, Harold.....	3	2004-06
Grange, Red.....	8	1933-40
Gray, Torrian.....	2	2004-05
Groh, Mike.....	3	2013-15
Haley, Brick.....	2	2007-08
Haley, Todd.....	3	2001-03
Hamilton, Pep.....	3	2007-09
Handler, Phil.....	17	1952-68
Hardegree, Bo.....	1	2015
Harris, Chris.....	2	2013-14
Haupt, Dale.....	8	1978-85
Hayes-Stoker, Andrew.....	3	2010-12
Helfrich, Mark.....	2	2018-19
Herring, Reggie.....	1	2014
Hiestand, Harry.....	7	2005-09; 2018-19
Hightower, Richard.....	1	2016
Hilton, John.....	3	1975-77
Hoener, Pete.....	1	2004
Hoke, Jon.....	6	2009-14
Holt, Tim.....	1	2012
Hughes, Ed.....	7	1982-88
Hurt, Clint.....	3	2014-16
Jackson, Chris.....	1	2019
Jagade, Chick.....	1	1956
Johnson, Curtis.....	1	2016
Johnson, Don.....	2	2005-06
Johnsos, Luke.....	30	1935-39; 41-42; 46-68
Jones, Rusty.....	8	2005-12
Kavanaugh, Ken.....	1	1951

ALL-TIME ASSISTANT COACHES

Name	Seasons	Years
Kazor, Steve	11	1982-92
Kramer, Casey	1	2018
Kromer, Aaron	2	2013-14
Kuhlmann, Hank	5	1978-82
Landry, Greg	7	1986-92
LaRue, Jim	12	1978-89
Lee, Lloyd	5	2004-08
Levra, John	7	1986-92
Lindsey, Dale	3	1999-2001
Loggains, Dowell	3	2015-17
London, Charles	5	2007-09, 2018-19
Lord, Bob	1	1974
Loscalzo, Jason	2	2018-19
Luckman, Sid	16	1954; 56-70
Magazu, Dave	2	2015-16
Mainord, Carlos	6	1993-98
Marchbroda, Ted	1	1981
Marinelli, Rod	4	2009-12
Martz, Mike	2	2010-11
Mather, Chuck	8	1958-65
McDaniels, Ben	2	2016-17
McGinnis, David	10	1986-95
Meyer, Ken	3	1978-80
Meyer, Pat	2	2013-14
Modkins, Curtis	1	2017
Moeller, Gary	2	2002-03
Monachino, Ted	1	2019
Mosley, Earle	5	1999-2003
Moss, Perry	4	1970-73
Ngo, Pierre	3	2015, 2018
Nickerson, Hardy	1	2007
Norris, Rex	4	1999-2002
Nugent, Brandon	2	2013-14
O'Connor, Fred	3	1975-77
O'Dea, Kevin	4	2006-07; 11-12
Olson, Greg	1	2003
Olivo, Brock	2	2018-19
Pagano, Chuck	1	2019
Pasqualoni, Paul	1	2014
Peete, Skip	2	2013-14
Peete, Willie	3	1995-97
Pendry, Joe	2	1993-94
Perry, Rick	3	2015-17
Phair, Mike	3	2011-13
Pires, Glenn	4	2015-18
Plumb, Ted	8	1980-85; 96-97
Ragone, Dave	4	2016-19
Raiola, Donovan	2	2018-19
Rapp, Vic	4	1989-92
Ringo, Jim	3	1969-71
Rivera, Ron	3	2004-06

Name	Seasons	Years
Rodgers, Jay	5	2015-19
Rodgers, Jeff	3	2015-17
Roland, Johnny	11	1982-92
Ronzani, Gene	3	1947-49
Rossley, Tom	1	1998
Ryan, Buddy	8	1978-85
Schiano, Greg	3	1996-98
Scovil, Doug	1	1978
Shaughnessy, Clark	12	1951-62
Shaw, Bob	3	1969-71
Shea, Terry	1	2004
Shinnick, Don	2	1970-71
Shoop, John	5	1999-2003
Shuey, Bill	2	2018-19
Shula, Mike	3	1993-95
Sinclair, Michael	1	2013
Slowik, Bob	6	1993-98
Smith, Frank	3	2015-17
Smith, Mikal	3	2010-12
Snyder, Mike	2	2018-19
Spencer, Tim	9	2004-12
Staley, Brandon	2	2017-18
Stanfel, Dick	12	1981-92
Stoltz, Jerry	4	1973-76
Stukes, Dwayne	2	2013-14
Stydahar, Joe	2	1963-64
Sweatman, Mike	3	2001-03
Swinton, Deries	2	2015, 17
Tabor, Chris	5	2008-10, 2018-19
Tibesar, Tim	1	2013
Tice, Mike	3	2010-12
Tobin, Vince	7	1986-92
Toub, Dave	9	2004-12
Toub, Shane	1	2019
Townsend, Deshea	1	2019
Tucker, Mel	2	2013-14
Turner, Clyde "Bulldog"	5	1952-56
Turner, Ron	9	1993-96; 2005-09
Walch, Carson	2	2013-14
Walquist, Laurie	2	1933-34
Washburn, Jeremiah	1	2017
Washington, Eric	3	2008-10
Wilkerson, Ben	3	2015-17
Wilks, Steven	3	2006-08
Williams, Ronell	1	2019
Wilson, George	2	1947-48
Wilson, Wade	3	2004-06
Wise, Tony	6	1993-98
Wylie, Bob	5	1999-2003
Yaralian, Zaven	3	1990-92

1921 - 1-0 **Chi** **Opp**

O 2 Waukegan Legion W 35 0

1923 - 0-0-1 **Chi** **Opp**

D 16 Milwaukee Badgers T 0 0

1924 - 2-1 **Chi** **Opp**

D 7 Cleveland Bulldogs W 23 0

D 13 Frankford Yellow Jackets W 13 10

D 14 Rock Island Independents L 6 7

1927 - 1-0 **Chi** **Opp**

S 18 LaGrange All-Suburbans W 28 0

1928 - 1-0 **Chi** **Opp**

O 7 Minneapolis Marines W 12 6

1929 - 1-1 **Chi** **Opp**

N 23 Memphis Tigers W 39 19

D 22 Memphis Tigers L 6 16

1930 - 1-1 **Chi** **Opp**

O 2 Milwaukee Nighthawks W 26 0

N 23 Ironton (OH) Tanks L 13 26

D 15 Chicago Cardinals W 9 7

1931 - 1-0 **Chi** **Opp**

O 4 Cicero Boosters W 43 0

1932 - 3-0-1 **Chi** **Opp**

S 18 Cleveland Panthers W 26 0

N 16 St. Louis Gunners W 35 0

D 25 Portsmouth Spartans T 6 6

D 26 Boston Braves W 21 0

1933 - 2-0 **Chi** **Opp**

S 10 Cicero Boosters W 60 0

S 16 Notre Dame All-Stars W 14 0

1934 - 3-0-1 **Chi** **Opp**

A 30 College All-Stars T 0 0

S 6 Indiana Harbor Gophers W 19 6

S 9 Chicago Tigers W 41 0

S 12 LaCrosse Old Style Lagers W 25 0

O 17 Green Bay Packers W 10 6

N 7 Minnesota Stars W 14 3

D 15 Philadelphia Eagles W 28 14

D 22 Brooklyn Dodgers W 20 6

D 23 Memphis Tigers W 30 13

J 13 Chicago Cardinals L 9 13

J 20 Pacific Coast Stars W 26 7

J 27 New York Giants W 21 0

*Italics indicates mid- or post-season exhibition games.***1935 - 5-0** **Chi** **Opp**

A 30 College All-Stars W 5 0

S 8 Badger All-Stars W 58 0

S 11 Calumet All-Stars W 40 0

S 15 American Legion All-Stars W 41 0

1936 - 3-1 **Chi** **Opp**

S 7 Texas All-Stars L 6 7

S 8 Oklahoma All-Stars W 14 6

S 22 Rock Island Independents W 34 6

O 14 Calumet All-Stars W 20 0

1937 - 3-1 **Chi** **Opp**

S 6 Texas All-Stars L 0 6

S 7 Oklahoma All-Stars W 25 0

S 10 Calumet Indians W 34 0

S 12 Des Moines Comets W 39 0

1938 - 5-1 **Chi** **Opp**

S 1 Eastern All-Stars W 26 14

S 5 Southern All-Stars W 32 18

S 23 Negro All-Stars W 51 0

S 25 Cincinnati Bengals L 13 17

S 27 Los Angeles Bulldogs W 14 12

O 18 East Chicago Indians W 23 6

1939 - 3-0 **Chi** **Opp**

S 5 East Chicago Indians W 13 0

S 9 Glen Ellyn All-Stars W 55 6

S 27 Cincinnati Bengals W 26 6

1940 - 6-1 **Chi** **Opp**

A 24 Calumet Indians W 48 6

A 30 Pittsburgh Steelers L 9 10

S 5 Philadelphia Eagles W 27 21

S 8 Newark Bears W 35 7

S 12 Calumet Indians W 52 0

S 15 St. Louis Gunners W 59 0

D 29 National League All-Stars W 28 14

1941 - 6-0 **Chi** **Opp**

A 19 Kenosha Cardinals W 27 6

A 28 College All-Stars W 37 13

S 9 Brooklyn Dodgers W 14 9

S 11 Eastern All-Stars W 23 6

S 14 Newark Bears W 47 12

J 4 National League All-Stars W 35 24

1942 - 5-0 **Chi** **Opp**

A 22 Camp Grant W 32 6

A 28 College All-Stars W 21 0

S 5 Pittsburgh Steelers W 40 20

S 13 Washington Redskins W 38 14

S 20 Army All-Stars W 14 7

1943 – 3-0		Chi	Opp
S 5	New York Giants	W	42 28
S 12	Washington Redskins	W	21 14
S 16	Phil.-Pitt. Steagles	W	20 7

1944 – 3-1		Chi	Opp
A 30	College All-Stars	W	24 21
S 10	Washington Redskins	L	7 21
S 17	New York Giants	W	20 10
O 1	Washington Redskins	W	28 0

1945 – 1-2		Chi	Opp
S 11	Washington Redskins	L	7 14
S 19	Philadelphia Eagles	L	21 38
S 23	New York Giants	W	14 13

1946 – 5-0		Chi	Opp
S 1	New York Giants	W	19 0
S 5	Boston Yanks	W	24 17
S 13	Philadelphia Eagles	W	24 12
S 17	Akron Bears	W	38 13
S 22	Washington Redskins	W	20 14

1947 – 3-1		Chi	Opp
A 22	College All-Stars	L	0 16
S 7	Boston Yanks	W	37 20
S 13	Philadelphia Eagles	W	13 10
S 17	Washington Redskins	W	28 7

1948 – 4-1		Chi	Opp
A 22	Pittsburgh Steelers	W	28 14
A 28	Philadelphia Eagles	W	24 23
S 5	Boston Yanks	W	42 7
S 9	Boston Yanks	W	24 14
S 14	New York Giants	L	7 17

1949 – 4-1		Chi	Opp
A 20	Pittsburgh Steelers	W	34 0
A 28	New York Bulldogs	W	14 7
S 4	Washington Redskins	W	28 17
S 10	New York Giants	W	20 17
S 17	Philadelphia Eagles	L	7 14

1950 – 5-2		Chi	Opp
A 12	New York Yanks	W	34 33
A 18	New York Giants	L	7 10
A 24	Baltimore Colts	W	21 17
A 26	Pittsburgh Steelers	W	30 14
S 1	Cleveland Browns	L	23 27
S 10	Philadelphia Eagles	W	10 3
O 22	Richmond Rebels	W	47 14

1951 – 3-4		Chi	Opp
A 23	Los Angeles Rams	L	14 42
A 26	San Francisco 49ers	W	24 7
S 2	New York Giants	L	0 14
S 9	Cleveland Browns	L	21 32

S 15	Philadelphia Eagles	W	31 6
S 19	Washington Redskins	W	21 19
S 23	Pittsburgh Steelers	L	17 21

1952 – 4-1		Chi	Opp
A 12	Pittsburgh Steelers	W	14 9
A 29	Cleveland Browns	L	7 14
S 6	Philadelphia Eagles	W	37 7
S 14	New York Giants	W	17 7
S 20	Pittsburgh Steelers	W	22 0

1953 – 2-4		Chi	Opp
A 15	Pittsburgh Steelers	L	10 29
A 22	Philadelphia Eagles	L	10 24
A 29	Pittsburgh Steelers	W	31 28
S 3	New York Giants	L	7 14
S 11	Cleveland Browns	L	14 20
S 20	Chicago Cardinals	W	14 13

1954 – 3-3		Chi	Opp
A 14	Pittsburgh Steelers	W	21 14
A 18	Chicago Cardinals	L	0 10
A 28	Philadelphia Eagles	L	21 24
S 4	Washington Redskins	W	28 24
S 12	New York Giants	W	28 24
S 18	Cleveland Browns	L	7 35

1955 – 3-2		Chi	Opp
A 20	Chicago Cardinals	L	6 21
A 26	Philadelphia Eagles	L	20 27
S 3	Washington Redskins	W	45 10
S 10	New York Giants	W	7 0
S 15	Cleveland Browns	W	24 21

1956 – 5-1		Chi	Opp
A 18	Chicago Cardinals	W	31 7
A 24	Philadelphia Eagles	W	28 21
S 1	Washington Redskins	W	17 3
S 8	Pittsburgh Steelers	W	21 10
S 15	New York Giants	W	20 10
S 21	Cleveland Browns	L	14 24

1957 – 4-1-1		Chi	Opp
A 17	Pittsburgh Steelers	W	24 7
A 24	Baltimore Colts	T	24 24
A 30	New York Giants	L	17 24
S 8	Philadelphia Eagles	W	24 14
S 14	Pittsburgh Steelers	W	37 10
S 20	Cleveland Browns	W	29 3

1958 – 6-0		Chi	Opp
A 17	Chicago Cardinals	W	24 7
A 24	Philadelphia Eagles	W	3 0
A 30	Pittsburgh Steelers	W	17 10
S 5	Detroit Lions	W	24 17
S 12	Cleveland Browns	W	42 31
S 21	Washington Redskins	W	27 24

1959 - 5-1		Chi	Opp
A 15	Green Bay Packers	W 19	16
A 22	Philadelphia Eagles	W 24	21
A 29	Pittsburgh Steelers	W 54	17
S 5	Washington Redskins	W 52	14
S 11	New York Giants	W 18	6
S 19	Cleveland Browns	L 31	33

1960 - 3-2		Chi	Opp
A 15	New York Giants	W 16	7
A 27	Green Bay Packers	L 7	35
S 3	Washington Redskins	W 17	0
S 10	Cleveland Browns	L 10	16
S 16	Pittsburgh Steelers	W 21	10

1961 - 4-2		Chi	Opp
A 5	Montreal Alouettes	W 34	16
A 12	Philadelphia Eagles	L 10	38
A 19	Washington Redskins	W 29	13
A 26	Green Bay Packers	L 14	24
S 2	Minnesota Vikings	W 30	7
S 8	Pittsburgh Steelers	W 24	21

1962 - 0-5		Chi	Opp
A 11	Pittsburgh Steelers	L 14	19
A 18	Philadelphia Eagles	L 14	28
A 25	Green Bay Packers	L 21	35
S 1	Washington Redskins	L 28	29
S 7	Cleveland Browns	L 24	28

1963 - 3-2		Chi	Opp
A 10	New York Giants	W 17	7
A 15	Washington Redskins	W 28	26
A 24	Green Bay Packers	L 7	26
A 31	St. Louis Cardinals	L 14	17
S 7	Baltimore Colts	W 14	7

1964 - 3-2		Chi	Opp
A 7	College All-Stars	W 28	17
A 14	Washington Redskins	W 14	13
A 22	Green Bay Packers	L 7	21
A 28	St. Louis Cardinals	L 3	7
S 7	Dallas Cowboys	W 21	6

1965 - 2-3		Chi	Opp
A 12	Washington Redskins	W 31	30
A 21	Green Bay Packers	L 14	31
A 28	Los Angeles Rams	W 28	14
S 3	St. Louis Cardinals	L 3	25
S 11	Dallas Cowboys	L 21	34

1966 - 3-1		Chi	Opp
A 6	Philadelphia Eagles	L 21	40
A 12	Green Bay Packers	W 13	10
A 20	Washington Redskins	W 21	10
S 2	St. Louis Cardinals	W 22	20

1967 - 2-3		Chi	Opp
A 9	Washington Redskins	L 14	37
A 18	Green Bay Packers	L 0	18
A 23	Kansas City Chiefs	L 24	66
S 1	St. Louis Cardinals	W 42	14
S 9	Philadelphia Eagles	W 14	0

1968 - 4-1		Chi	Opp
A 3	Dallas Cowboys	W 30	24
A 10	Baltimore Colts	L 0	10
A 19	Green Bay Packers	W 10	7
A 24	Washington Redskins	W 45	13
S 6	St. Louis Cardinals	W 19	17

1969 - 3-3		Chi	Opp
A 2	Washington Redskins	L 7	13
A 9	Miami Dolphins	W 16	10
A 16	Green Bay Packers	W 19	9
A 22	Houston Oilers	L 17	19
A 30	Buffalo Bills	W 23	16
S 12	St. Louis Cardinals	L 31	37

1970 - 1-4-1		Chi	Opp
A 8	Houston Oilers	W 23	13
A 15	Green Bay Packers	T 6	6
A 24	San Diego Chargers	L 9	14
A 29	St. Louis Cardinals	L 3	24
S 5	Denver Broncos	L 17	30
S 11	Minnesota Vikings	L 30	31

1971 - 3-3		Chi	Opp
A 7	Green Bay Packers	W 2	0
A 14	Baltimore Colts	L 13	21
A 21	Minnesota Vikings	L 14	34
A 28	Cleveland Browns	W 20	19
S 4	Houston Oilers	L 17	37
S 12	Denver Broncos	W 33	17

1972 - 1-4-1		Chi	Opp
A 5	Kansas City Chiefs	L 10	24
A 10	Houston Oilers	W 20	17
A 20	New England Patriots	L 17	27
A 27	Green Bay Packers	L 7	10
S 3	Buffalo Bills	T 24	24
S 9	St. Louis Cardinals	L 14	33

1973 - 3-1-2		Chi	Opp
A 4	Green Bay Packers	T 13	13
A 11	Houston Oilers	W 34	7
A 18	Miami Dolphins	T 9	9
A 26	Buffalo Bills	W 13	10
S 1	St. Louis Cardinals	W 31	20
S 9	Washington Redskins	L 3	7

1974 - 1-5		Chi	Opp
A 3	St. Louis Cardinals	L	7 10
A 12	Pittsburgh Steelers	L	21 50
A 17	Green Bay Packers	L	10 20
A 26	Baltimore Colts	W	20 16
A 31	Houston Oilers	L	20 37
S 9	Miami Dolphins	L	7 30

1975 - 2-4		Chi	Opp
A 9	San Diego Chargers	W	22 0
A 16	Green Bay Packers	L	9 13
A 23	St. Louis Cardinals	W	14 13
A 30	Denver Broncos	L	0 13
S 6	Miami Dolphins	L	10 21
S 13	Houston Oilers	L	13 24

1976 - 5-1		Chi	Opp
J 31	Denver Broncos	(DN) W	15 14
A 7	Seattle Seahawks	(SP) W	27 16
A 14	Baltimore Colts	(S) W	25 14
A 21	St. Louis Cardinals	(S) L	14 20
A 28	Tampa Bay Buccaneers	(TB) W	10 7
S 3	Washington Redskins	(DC) W	9 7

1977 - 3-4		Chi	Opp
J 30	New York Jets	(CN) W	20 6
A 6	New Orleans Saints	(S) L	14 20
A 13	Oakland Raiders	(O) W	20 13
A 20	Houston Oilers	(H) W	14 10
A 25	Cleveland Browns	(CC) L	7 14
S 2	St. Louis Cardinals	(SC) L	14 23
S 10	Cincinnati Bengals	(S) L	6 24

1978 - 0-4		Chi	Opp
A 5	Oakland Raiders	(S) L	13 14
A 12	St. Louis Cardinals	(S) L	14 26
A 19	Cincinnati Bengals	(CI) L	3 27
A 24	Seattle Seahawks	(SE) L	7 16

1979 - 3-1		Chi	Opp
A 4	New York Jets	(S) W	27 14
A 11	New Orleans Saints	(NO) W	13 6
A 18	Cincinnati Bengals	(S) W	17 13
A 25	St. Louis Cardinals	(SL) L	7 10

1980 - 1-3		Chi	Opp
A 10	New York Jets	(NJ) W	21 9
A 16	Cincinnati Bengals	(CI) L	3 21
A 23	Cleveland Browns	(S) L	31 33
A 30	St. Louis Cardinals	(S) L	13 21

1981 - 2-2		Chi	Opp
A 8	New York Giants	(S) L	7 23
A 15	Kansas City Chiefs	(KC) L	0 13
A 22	Cincinnati Bengals	(S) W	24 21
A 29	St. Louis Cardinals	(SL) W	31 27

1982 - 1-3		Chi	Opp
A 16	San Diego Chargers	(SD) L	27 28
A 21	Buffalo Bills	(BF) W	21 14
A 28	St. Louis Cardinals	(S) L	3 10
S 4	Baltimore Colts	(S) L	17 26

1983 - 3-1		Chi	Opp
A 6	Buffalo Bills	(S) W	27 17
A 13	St. Louis Cardinals	(SL) L	24 27
A 20	Los Angeles Raiders	(LA) W	27 21
A 27	Kansas City Chiefs	(S) W	20 17

1984 - 1-3		Chi	Opp
A 4	St. Louis Cardinals	(S) L	10 19
A 11	Green Bay Packers	(ML) L	10 17
A 18	Cincinnati Bengals	(S) L	17 25
A 26	Buffalo Bills	(I) W	38 7

1985 - 1-3		Chi	Opp
A 9	St. Louis Cardinals	(SL) L	3 10
A 17	Indianapolis Colts	(S) L	13 24
A 26	*Dallas Cowboys	(DA) L	13 15
A 31	Buffalo Bills	(S) W	45 14

1986 - 4-1		Chi	Opp
A 3	**Dallas Cowboys	(LN) W	17 6
A 9	Pittsburgh Steelers	(TR) W	33 13
A 16	Indianapolis Colts	(S) W	38 21
A 23	St. Louis Cardinals	(S) L	7 14
A 30	Buffalo Bills	(ND) W	31 17

1987 - 3-1		Chi	Opp
A 16	Miami Dolphins	(JR) W	10 3
A 22	Pittsburgh Steelers	(S) W	50 14
A 31	*St. Louis Cardinals	(S) L	16 20
S 5	Los Angeles Raiders	(LA) W	20 17

1988 - 1-3		Chi	Opp
A 6	Miami Dolphins	(S) W	20 17
A 14	**Minnesota Vikings	(SW) L	21 28
A 22	*Dallas Cowboys	(DA) L	9 17
A 26	Los Angeles Raiders	(S) L	22 37

1989 - 2-2		Chi	Opp
A 14	*Miami Dolphins	(JR) W	28 20
A 19	San Diego Chargers	(S) L	7 24
A 27	Kansas City Chiefs	(S) L	17 22
S 2	Los Angeles Raiders	(LA) W	41 38

1990 - 4-1		Chi	Opp
A 4	Cleveland Browns	(CN) W	13 0
A 11	Miami Dolphins	(S) W	10 6
A 18	Phoenix Cardinals	(TM) W	17 9
A 24	Los Angeles Raiders	(S) L	3 20
A 30	Buffalo Bills	(SC) W	35 7

1991 - 2-3		Chi	Opp
J 26	Miami Dolphins (JR)	W 6	0
A 3	**San Francisco 49ers (G)	L 7	21
A 11	Phoenix Cardinals (S)	L 10	12
A 17	Los Angeles Raiders (LA)	L 10	13
A 24	Buffalo Bills (S)	W 30	13

1992 - 1-3		Chi	Opp
A 10	*New Orleans Saints (S)	L 31	34
A 15	Phoenix Cardinals (TM)	L 17	20
A 23	Pittsburgh Steelers (S)	L 17	28
A 28	Dallas Cowboys (TX)	W 20	13

1993 - 1-3		Chi	Opp
A 8	Philadelphia Eagles (V)	L 9	13
A 14	Phoenix Cardinals (S)	L 10	11
A 23	*New Orleans Saints (NO)	L 14	20
A 27	Dallas Cowboys (S)	W 23	21

1994 - 4-0		Chi	Opp
A 5	Philadelphia Eagles (S)	W 12	6
A 13	Arizona Cardinals (TM)	W 16	0
A 22	*Kansas City Chiefs (KC)	W 21	18
A 27	New York Giants (SA)	W 27	21

1995 - 1-3		Chi	Opp
A 4	Carolina Panthers (S)	W 18	15
A 14	*Cleveland Browns (CL)	L 13	55
A 20	Arizona Cardinals (S)	L 16	17
A 24	Indianapolis Colts (I)	L 7	29

1996 - 1-3		Chi	Opp
A 3	Carolina Panthers (C)	L 12	30
A 11	Miami Dolphins (S)	W 24	21
A 17	New Orleans Saints (NO)	L 21	31
A 22	# Kansas City Chiefs (S)	L 10	14

1997 - 2-3		Chi	Opp
J 27	**Pittsburgh Steelers (DB)	L 17	30
A 2	Buffalo Bills (BF)	W 20	17 ot
A 10	Miami Dolphins (PP)	L 14	21
A 17	Arizona Cardinals (S)	W 22	10
A 22	New Orleans Saints (S)	L 7	13

1998 - 0-4		Chi	Opp
A 8	Baltimore Ravens (BA)	L 14	19
A 14	Arizona Cardinals (TM)	L 24	27
A 21	Buffalo Bills (S)	L 9	17
A 28	New York Jets (S)	L 7	24

1999 - 2-2		Chi	Opp
A 7	Indianapolis Colts (S)	W 9	6
A 13	Pittsburgh Steelers (TR)	L 23	30
A 21	St. Louis Rams (S)	W 38	24
A 28	Cleveland Browns (CB)	L 24	35

2000 - 2-2		Chi	Opp
A 5	New York Giants (NJ)	W 20	8
A 12	Cleveland Browns (S)	W 19	6
A 19	Cincinnati Bengals (CI)	L 20	24
A 26	Tennessee Titans (S)	L 28	34

2001 - 1-3		Chi	Opp
A 4	Cincinnati Bengals (S)	W 16	13 ot
A 11	Tennessee Titans (AD)	L 24	27
A 18	Kansas City Chiefs (KC)	L 9	10
A 25	Arizona Cardinals (S)	L 20	24

2002 - 1-3		Chi	Opp
A 10	Denver Broncos (IL)	L 3	27
A 16	St. Louis Rams (AC)	W 19	17
A 23	Jacksonville Jaguars (IL)	L 16	24
A 29	Miami Dolphins (PP)	L 22	24

2003 - 1-3		Chi	Opp
A 9	Indianapolis Colts (IL)	W 20	18
A 16	Denver Broncos (IL)	L 10	15
A 23	Arizona Cardinals (TM)	L 17	27
A 29	New England Patriots (CG)	L 23	38

2004 - 2-2		Chi	Opp
A 12	St. Louis Rams (EJ)	W 13	10 ot
A 21	San Francisco 49ers (S)	W 20	13
A 27	New Orleans Saints (S)	L 13	17
S 3	Cleveland Browns (CB)	L 10	24

2005 - 3-2		Chi	Opp
A 8	Miami Dolphins (CN)	W 27	24
A 12	St. Louis Rams (EJ)	L 13	17
A 20	Indianapolis Colts (I)	W 24	17
A 26	Buffalo Bills (S)	W 16	12
S 1	Cleveland Browns (S)	L 6	16

2006 - 2-2		Chi	Opp
A 11	San Francisco 49ers (SF)	L 14	28
A 18	San Diego Chargers (S)	W 24	3
A 25	Arizona Cardinals (S)	L 16	23
A 31	Cleveland Browns (CB)	W 20	7

2007 - 3-1		Chi	Opp
A 11	Houston Texans (R)	W 20	19
A 20	Indianapolis Colts (I)	W 27	24
A 25	San Francisco 49ers (S)	W 31	28
A 30	Cleveland Browns (S)	L 9	19

2008 - 1-3		Chi	Opp
A 7	Kansas City Chiefs (S)	L 20	24
A 16	Seattle Seahawks (SS)	L 26	29
A 21	San Francisco 49ers (S)	L 30	37
A 28	Cleveland Browns (CB)	W 16	10

2009 - 3-1

			Chi	Opp
A 15	Buffalo Bills	(BF) L	20	27
A 22	New York Giants	(S) W	17	3
A 30	Denver Broncos	(IN) W	27	17
S 3	Cleveland Browns	(S) W	26	23

2010 - 0-4

			Chi	Opp
A 14	San Diego Chargers	(SD) L	10	25
A 21	Oakland Raiders	(S) L	17	32
A 28	Arizona Cardinals	(S) L	9	14
S 2	Cleveland Browns	(CB) L	10	13

2011 - 2-2

			Chi	Opp
A 13	Buffalo Bills	(S) W	10	3
A 22	New York Giants	(NM) L	13	41
A 27	Tennessee Titans	(CO) L	13	14
S 1	Cleveland Browns	(S) W	24	14

2012 - 3-1

			Chi	Opp
A 9	Denver Broncos	(S) L	3	31
A 22	Washington Redskins	(S) W	33	31
A 27	New York Giants	(NM) W	20	17
S 1	Cleveland Browns	(CB) W	28	20

2013 - 2-2

			Chi	Opp
A 9	Carolina Panthers	(C) L	17	24
A 15	San Diego Chargers	(S) W	33	28
A 23	Oakland Raiders	(O) W	34	26
A 29	Cleveland Browns	(S) L	16	18

2014 - 2-2

			Chi	Opp
A 8	Philadelphia Eagles	(S) W	34	28
A 14	Jacksonville Jaguars	(S) W	20	19
A 22	Seattle Seahawks	(SS) L	6	34
A 28	Cleveland Browns	(CB) L	13	33

2015 - 3-1

			Chi	Opp
A 13	Miami Dolphins	(S) W	27	10
A 22	Indianapolis Colts	(LO) W	23	11
A 29	Cincinnati Bengals	(PB) L	10	21
S 3	Cleveland Browns	(S) W	24	0

2016 - 1-3

			Chi	Opp
A 11	Denver Broncos	(S) L	0	22
A 18	New England Patriots	(GI) L	22	23
A 27	Kansas City Chiefs	(KC) L	7	23
S 1	Cleveland Browns	(CB) W	21	7

2017 - 2-2

			Chi	Opp
A 10	Denver Broncos	(S) L	17	24
A 19	Arizona Cardinals	(PX) W	24	23
A 27	Tennessee Titans	(CO) W	19	7
A 31	Cleveland Browns	(S) L	0	25

2018 - 2-3

			Chi	Opp
A 2	Baltimore Ravens	(CN) L	16	17
A 9	Cincinnati Bengals	(PB) L	27	30
A 18	Denver Broncos	(DN) W	24	23
A 25	Kansas City Chiefs	(S) W	27	20
A 30	Buffalo Bills	(S) L	27	28

2019 - 1-3

			Chi	Opp
A 8	Carolina Panthers	(S) L	13	23
A 16	New York Giants	(NM) L	13	32
A 24	Indianapolis Colts	(LO) W	27	17
A 29	Tennessee Titans	(S) L	15	19

All-time Preseason/Exhibition Record: 245-180-8 (.575)

* Indicates Monday Night Football

** American Bowl game (overseas)

Game terminated in 3rd quarter due to lightning.

† See page 427 for stadium codes.

Date	Game	Winner	Loser	Chi-Opp	Site
12-17-33	NFL Championship	BEARS	NY Giants	23-21	Wrigley Field
12-9-34	NFL Championship	NY Giants	BEARS	13-30	Polo Grounds
12-12-37	NFL Championship	Washington	BEARS	21-28	Wrigley Field
12-8-40	NFL Championship	BEARS	Washington	73- 0	Griffith Stadium
12-14-41	Conference Championship	BEARS	Green Bay	33-14	Wrigley Field
12-21-41	NFL Championship	BEARS	NY Giants	37- 9	Wrigley Field
12-13-42	NFL Championship	Washington	BEARS	6-14	Griffith Stadium
12-26-43	NFL Championship	BEARS	Washington	41-21	Wrigley Field
12-15-46	NFL Championship	BEARS	NY Giants	24-14	Polo Grounds
12-17-50	Conference Championship	LA Rams	BEARS	14-24	LA Coliseum
12-30-56	NFL Championship	NY Giants	BEARS	7-47	Yankee Stadium
12-29-63	NFL Championship	BEARS	NY Giants	14-10	Wrigley Field
12-26-77	NFC Divisional	Dallas	BEARS	7-37	Texas Stadium
12-23-79	NFC Wild Card	Philadelphia	BEARS	17-27	Veterans Stadium
12-30-84	NFC Divisional	BEARS	Washington	23-19	RFK Memorial
1-6-85	Conference Championship	San Francisco	BEARS	0-23	Candlestick Park
1-5-86	NFC Divisional	BEARS	NY Giants	21- 0	Soldier Field
1-12-86	Conference Championship	BEARS	LA Rams	24- 0	Soldier Field
1-26-86	Super Bowl XX	BEARS	New England	46-10	Louisiana Superdome
1-3-87	NFC Divisional	Washington	BEARS	13-27	Soldier Field
1-10-88	NFC Divisional	Washington	BEARS	17-21	Soldier Field
12-31-88	NFC Divisional	BEARS	Philadelphia	20-12	Soldier Field
1-8-89	Conference Championship	San Francisco	BEARS	3-28	Soldier Field
1-6-91	NFC Wild Card	BEARS	New Orleans	16- 6	Soldier Field
1-13-91	NFC Divisional	NY Giants	BEARS	3-31	Giants Stadium
12-29-91	NFC Wild Card	Dallas	BEARS	13-17	Soldier Field
1-1-95	NFC Wild Card	BEARS	Minnesota	35-18	HHH Metrodome
1-7-95	NFC Divisional	San Francisco	BEARS	15-44	Candlestick Park
1-19-02	NFC Divisional	Philadelphia	BEARS	19-33	Soldier Field
1-15-06	NFC Divisional	Carolina	BEARS	21-29	Soldier Field
1-14-07	NFC Divisional	BEARS	Seattle	27-24 (ot)	Soldier Field
1-21-07	Conference Championship	BEARS	New Orleans	39-14	Soldier Field
2-4-07	Super Bowl XLI	Indianapolis	BEARS	17-29	Dolphin Stadium
1-16-11	NFC Divisional	BEARS	Seattle	35-24	Soldier Field
1-23-11	Conference Championship	Green Bay	BEARS	14-21	Soldier Field
1-6-19	NFC Wild Card	Philadelphia	BEARS	15-16	Soldier Field

PLAYOFF APPEARANCES

The Bears rank 12th in the NFL in all-time playoff appearances and have an overall playoff record of 17-19, including a 12-9 (.571) record at home, a 4-9 (.307) mark on the road and 1-1 in two Super Bowl appearances.

Team	Playoff App.	Team	Playoff App.	Team	Playoff App.
Dallas	33	CHICAGO	26	Cincinnati	14
Green Bay	33	Washington	24	N.Y. Jets	14
N.Y. Giants	32	Miami	23	Atlanta	14
Pittsburgh	31	Tennessee	23	New Orleans	13
Minnesota	30	Denver	22	Baltimore	12
L.A. Rams	29	Kansas City	22	Arizona	10
Cleveland	28	Las Vegas	22	Tampa Bay	10
Indianapolis	28	Buffalo	19	Carolina	8
New England	27	L.A. Chargers	19	Jacksonville	7
Philadelphia	27	Seattle	18	Houston	6
San Francisco	27	Detroit	17		

1963 NFL Championship

Chicago Bears 14, New York Giants 10

December 29, 1963

Wrigley Field

Attendance: 45,801

Weather: 11 degrees; wind W 11 mph

	1	2	3	4	Final
Chicago Bears	7	0	7	0	14
New York Giants	7	3	0	0	10

Team	Q	Play	NYG	CHI
NYG	1	Gifford 14-yard pass from Tittle (Chandler kick)	7	0
CHI	1	Wade 2-yard run (Jencks kick)	7	7
NYG	2	Chandler 13-yard field goal	10	7
CHI	3	Wade 1-yard run (Jencks kick)	10	14

FINAL INDIVIDUAL STATISTICS

Chicago Bears

RUSHING	NO	YDS	AVG	LG	TD
Bull	13	42	3.2	12	0
Wade	8	34	4.3	12	2
Galimore	7	12	1.7	7	0
Marconi	3	5	1.7	3	0

RECEIVING	NO	YDS	AVG	LG	TD
Marconi	3	64	21.3	34	0
Ditka	3	38	12.7	15	0
Morris	2	19	9.5	11	0
Coia	1	22	22.0	22	0
Bull	1	-5	-5.0	-5	0

INTERCEPTIONS	NO	YDS	AVG	LG	TD
L. Morris	1	61	61.0	61	0
O'Bradovich	1	10	10.0	10	0
McRae	1	0	0.0	0	0
Petitbon	1	0	0.0	0	0
Whitsell	1	0	0.0	0	0

PUNTING	NO	YDS	AVG	LG	IN20	TB
Green	7	286	40.9	48	3	0

PUNT RETURNS	NO	YDS	AVG	LG	TD
J. Morris	2	5	2.5	3	0
Taylor	1	0	0.0	0	0

KICKOFF RET.	NO	YDS	AVG	LG	TD
Martin	1	11	11.0	11	0
Bull	2	24	12.0	14	0

PASSING (CHI)	ATT	COMP	YDS	PCT	TD	INT	LG	SK/YDS
Wade	28	10	138	35.7	0	0	34	1/9

PASSING (NYG)	ATT	COMP	YDS	PCT	TD	INT	LG	SK/YDS
Tittle	29	11	147	37.9	1	5	36	1/7
Griffing	1	0	0	0.0	0	0	0	0/0

New York Giants

RUSHING	NO	YDS	AVG	LG	TD
Morrison	18	61	3.4	20	0
King	9	39	4.3	10	0
McElhenny	7	19	2.7	8	0
Webster	3	7	2.3	6	0
Tittle	1	2	2.0	2	0

RECEIVING	NO	YDS	AVG	LG	TD
Gifford	3	45	15.0	16	1
Morrison	3	18	6.0	11	0
Thomas	2	46	23.0	36	0
McElhenny	2	20	10.0	12	0
Webster	1	18	18.0	18	0

INTERCEPTIONS	NO	YDS	AVG	LG	TD
None					

PUNTING	NO	YDS	AVG	LG	IN20	TB
Chandler	4	173	43.3	52	2	0

PUNT RETURNS	NO	YDS	AVG	LG	TD
McElhenny	2	19	9.5	10	0
Dove	1	2	2.0	2	0

KICKOFF RET.	NO	YDS	AVG	LG	TD
Dove	2	50	25.0	26	0
McElhenny	1	47	47.0	47	0

TEAM STATISTICS	CHI	NYG
Total First Downs	14	17
By Rushing	6	8
By Passing	7	9
By Penalty	1	0
Third Down: Md/Att.	5/15	7/14
Third Down: Eff.	33%	50%
Total Net Yards	222	268
Total Offensive Plays	60	69
Average Per Play	3.7	3.9
Net Yards Rushing	93	128
Total Rushing Plays	31	38
Avg. Per Rush	3.0	3.4
Net Yards Passing	129	140
Sacked/Yards Lost	1/9	1/7
Gross Yards Passing	138	147
Att.-Comp.-Int.	28-10-0	30-11-5
Completion Pct.	35.7	36.7
Punts/Average	7/40.9	4/43.3
Penalties/Yards	5/35	3/25
Fumbles/Lost	2/2	2/1
Field Goals	28, 34	13, 37

_ Denotes Converted Field Goal

Chicago Bears Starting Lineups

LE J. Farrington	LE E. O'Bradovich
LT H. Lee	LT S. Jones
LG T. Karras	RT F. Williams
C M. Pyle	RE D. Atkins
RG R. Davis	MLB J. Fortunato
RT B. Wetoska	MLB B. George
RE M. Ditka	RLB L. Morris
QB B. Wade	LHB B. McRae
FL J. Morris	RHB D. Whitsell
HB W. Galimore	LS R. Petitbon
FB J. Marconi	RS R. Taylor

New York Giants Starting Lineups

LE D. Shofner	LE J. Katcavage
LT R. Brown	LT D. Modzelewski
LG D. Dess	RT J. LoVetere
C G. Larson	RE A. Robustelli
RG B. Bolin	MLB J. Hillebrand
RT J. Stroud	MLB S. Huff
RE J. Walton	RLB T. Scott
QB Y.A. Tittle	LHB E. Barnes
FL F. Gifford	RHB D. Lynch
HB P. King	LS D. Pesonen
FB J. Morrison	RS J. Patton

1977 NFC Divisional

Dallas Cowboys 37, Chicago Bears 7

December 26, 1977

Texas Stadium

Attendance: 64,758

Weather: 46 degrees; wind S 12 mph

	1	2	3	4	Final
Chicago Bears	0	0	0	7	7
Dallas Cowboys	7	10	17	3	37

Team	Q	Play	CHI	DAL
DAL	1	Dennison 2-yard run (Herrera kick)	0	7
DAL	2	DuPree 28-yard pass from Staubach (Herrera kick)	0	14
DAL	2	Herrera 21-yard field goal	0	17
DAL	3	Dorsett 23-yard run (Herrera kick)	0	24
DAL	3	Herrera 31-yard field goal	0	27
DAL	3	Dorsett 7-yard run (Herrera kick)	0	34
DAL	4	Herrera 27-yard field goal	0	37
CHI	4	Schubert 34-yard pass from Avellini (Thomas kick)	7	37

FINAL INDIVIDUAL STATISTICS

Chicago Bears

RUSHING

	NO	YDS	AVG	LG	TD
Payton	19	60	3.1	11	0
Harper	5	11	2.2	6	0
Earl	2	6	3.0	3	0
Avellini	1	4	4.0	4	0

RECEIVING

	NO	YDS	AVG	LG	TD
Schubert	5	69	13.8	34t	1
Payton	3	33	11.0	20	0
Scott	3	29	9.7	15	0
Latta	2	25	12.5	16	0
Earl	1	15	15.0	15	0
Harper	1	6	6.0	6	0

INTERCEPTIONS

	NO	YDS	AVG	LG	TD
Livers	1	8	8.0	8	0

PUNTING

	NO	YDS	AVG	LG	IN20	TB
Parsons	6	255	42.5	52	0	1

PUNT RETURNS

	NO	YDS	AVG	LG	TD
Schubert	1	7	7.0	7	0

KICKOFF RET.

	NO	YDS	AVG	LG	TD
Walterscheid	4	98	24.5	40	0
Payton	3	57	19.0	27	0
Musso	1	7	7.0	7	0

PASSING (CHI)

	ATT	COMP	YDS	PCT	TD	INT	LG	SK/YDS
Avellini	25	15	177	60.0	1	4	34t	3/34

PASSING (DAL)

	ATT	COMP	YDS	PCT	TD	INT	LG	SK/YDS
Staubach	13	8	134	61.5	1	1	32	2/2
D. White	1	0	0	0.0	0	0	0	0/0

Dallas Cowboys

RUSHING

	NO	YDS	AVG	LG	TD
Dorsett	17	85	5.0	23t	2
Newhouse	16	80	5.0	19	0
Dennison	8	40	5.0	11	1
Staubach	4	25	6.2	11	0
Brinson	3	3	1.0	3	0

RECEIVING

	NO	YDS	AVG	LG	TD
D. Pearson	2	38	19.0	31	0
Dorsett	2	37	18.5	32	0
DuPree	1	28	28.0	28t	1
Newhouse	1	13	13.0	13	0
Richards	1	12	12.0	12	0
Brinson	1	6	6.0	6	0

INTERCEPTIONS

	NO	YDS	AVG	LG	TD
Waters	3	53	17.7	25	0
Lewis	1	23	23.0	23	0

PUNTING

	NO	YDS	AVG	LG	IN20	TB
D. White	3	111	37.0	41	1	0

PUNT RETURNS

	NO	YDS	AVG	LG	TD
Johnson	3	26	8.7	13	0
Hill	1	12	12.0	12	0

KICKOFF RET.

	NO	YDS	AVG	LG	TD
Brinson	1	28	28.0	28	0
Johnson	1	16	16.0	16	0

TEAM STATISTICS

	CHI	DAL
Total First Downs	15	20
By Rushing	4	13
By Passing	9	7
By Penalty	2	0
Third Down: Md/Att.	2/10	3/9
Third Down: Eff.	20%	33%
Total Net Yards	224	365
Total Offensive Plays	55	64
Average Per Play	4.0	5.7
Net Yards Rushing	81	233
Total Rushing Plays	27	48
Avg. Per Rush	3.0	4.8
Net Yards Passing	143	132
Sacked/Yards Lost	3/34	2/2
Gross Yards Passing	177	134
Att.-Comp.-Int.	25-15-4	14-8-1
Completion Pct.	60.0	57.1
Punts/Average	6/42.5	3/37.0
Penalties/Yards	4/43	3/35
Fumbles/Lost	3/3	2/2
Field Goals	2	3

_ Denotes Converted Field Goal

Chicago Bears Starting Lineups

WR B. Rather	LE M.
LT T. Albrecht	Hartenstine
LG N. Jackson	LT J. Osborne
C D. Peiffer	RT R. Rydalch
RG R. Sorey	RE B. Newsome
RT D. Lick	LLB D. Buffone
TE G. Latta	MLB T. Hicks
WR J. Scott	RLB W. Bryant
QB B. Avellini	LCB A. Ellis
RB R. Harper	RCB V. Livers
RB W. Payton	SS G. Fencik
	FS D. Plank

Dallas Cowboys Starting Lineups

WR G. Richards	LE E. Jones
LT R. Neely	LT J. Pugh
LG H. Scott	RT R. White
C J. Fitzgerald	RE H. Martin
RG T. Rafferty	LLB T. Henderson
RT P. Donovan	MLB B. Breunig
TE B. DuPree	RLB D.D. Lewis
WR D. Pearson	LCB B. Baines
QB R. Staubach	RCB A. Kyle
RB T. Dorsett	SS C. Waters
RB R. Newhouse	FS C. Harris

1979 NFC Wildcard

Philadelphia Eagles 27, Chicago Bears 17

December 23, 1979

Veterans Stadium

Attendance: 70,756

Weather: 45 degrees; wind W 7 mph

	1	2	3	4	Final
Chicago Bears	7	10	0	0	17
Philadelphia Eagles	7	3	7	10	27

Team	Q	Play	CHI	PHI
PHI	1	Carmichael 17-yard pass from Jaworski (Franklin kick)	0	7
CHI	1	Payton 2-yard run (Thomas kick)	7	7
PHI	2	Franklin 29-yard field goal	7	10
CHI	2	Payton 1-yard run (Thomas kick)	14	10
CHI	2	Thomas 30-yard field goal	17	10
PHI	3	Carmichael 29-yard pass from Jaworski (Franklin kick)	17	17
PHI	4	Campfield 63-yard pass from Jaworski (Franklin kick)	17	24
PHI	4	Franklin 34-yard field goal	17	27

FINAL INDIVIDUAL STATISTICS

Chicago Bears

RUSHING	NO	YDS	AVG	LG	TD
Payton	16	67	4.2	12	2
Williams	10	23	2.3	12	0
McClendon	2	6	3.0	3	0
Phipps	1	3	3.0	3	0

RECEIVING	NO	YDS	AVG	LG	TD
Payton	3	52	17.3	31	0
Watts	3	42	14.0	19	0
Baschnagel	3	38	12.7	15	0
Latta	2	6	3.0	4	0
Williams	2	4	2.0	4	0

INTERCEPTIONS	NO	YDS	AVG	LG	TD
Ellis	1	25	25.0	25	0

PUNTING	NO	YDS	AVG	LG	IN20	TB
Parsons	6	234	39.0	47	1	0

PUNT RETURNS	NO	YDS	AVG	LG	TD
Walterscheid	0	0	0.0	0	0

KICKOFF RET.	NO	YDS	AVG	LG	TD
Walterschied	3	66	22.0	24	0
Watts	2	31	15.5	22	0
Baschnagel	1	27	27.0	27	0

PASSING (CHI)	ATT	COMP	YDS	PCT	TD	INT	LG	SK/YDS
Phipps	30	13	142	43.3	0	2	31	1/0

PASSING (PHI)	ATT	COMP	YDS	PCT	TD	INT	LG	SK/YDS
Jaworski	23	12	204	52.2	3	1	63t	3/28

Philadelphia Eagles

RUSHING	NO	YDS	AVG	LG	TD
Montgomery	26	87	3.4	12	0
Harris	8	33	4.1	16	0
Jaworski	3	19	6.3	20	0

RECEIVING	NO	YDS	AVG	LG	TD
Carmichael	6	111	18.5	29t	2
Campfield	2	70	35	63t	1
Montgomery	2	0	0.0	8	0
Harris	1	15	15.0	15	0
Smith	1	8	8.0	8	0

INTERCEPTIONS	NO	YDS	AVG	LG	TD
Howard	1	0	0.0	0	0
Edwards	1	5	5.0	5	0

PUNTING	NO	YDS	AVG	LG	IN20	TB
Runager	4	162	40.5	50	2	0

PUNT RETURNS	NO	YDS	AVG	LG	TD
Henry	4	51	12.8	34	0

KICKOFF RET.	NO	YDS	AVG	LG	TD
Henry	3	76	25.3	29	0

TEAM STATISTICS	CHI	PHI
Total First Downs	15	18
By Rushing	7	8
By Passing	7	8
By Penalty	1	2
Third Down: Md/Att.	4/14	5/13
Third Down: Eff.	29%	38%
Total Net Yards	241	315
Total Offensive Plays	60	63
Average Per Play	4.0	5.0
Net Yards Rushing	99	139
Total Rushing Plays	29	37
Avg. Per Rush	3.4	3.8
Net Yards Passing	142	176
Sacked/Yards Lost	1/0	3/28
Gross Yards Passing	142	204
Att.-Comp.-Int.	30-13-2	23-12-1
Completion Pct.	43.3	52.2
Punts/Average	6/39.0	4/40.5
Penalties/Yards	4/35	4/46
Fumbles/Lost	1/1	4/2
Field Goals	30, 50	29, 34

_ Denotes Converted Field Goal

Chicago Bears Starting Lineups

WR R. Watts	LE D. Hampton
LT T. Albrecht	LT J. Osborne
LG N. Jackson	RT A. Page
C D. Neal	RE M. Hartenstine
RG R. Sorey	LLB J. Muckensturm
RT D. Lick	MLB T. Hicks
TE M. Cobb	RLB G. Campbell
WR B. Baschnagel	LCB T. Schmidt
QB M. Phipps	RCB A. Ellis
HB W. Payton	SS G. Fencik
FB D. Williams	FS D. Plank

Philadelphia Eagles Starting Lineups

WR H. Carmichael	LE C. Humphrey
LT S. Walters	MG C. Johnson
LG W. Key	RE C. Hairston
C G. Morriss	OLB J. Bunting
RG W. Peoples	LILB J. Robinson
RT J. Sisemore	RILB F. LeMaster
TE K. Krepfle	OLB R. Wilkes
WR C. Smith	LCB B. Howard
QB R. Jaworski	RCB H. Edwards
HB W. Montgomery	SS R. Logan
FB L. Harris	FS J. Sciarra

1984 NFC Divisional

Chicago Bears 23, Washington Redskins 19

December 30, 1984

RFK Memorial

Attendance: 55,431

Weather: 57 degrees; wind N 12 mph

	1	2	3	4	Final
Chicago Bears	0	10	13	0	23
Washington Redskins	3	0	14	2	19

Team	Q	Play	CHI	WAS
WAS	1	Moseley 25-yard field goal	0	3
CHI	2	Thomas 34-yard field goal	3	3
CHI	2	Dunsmore 19-yard pass from Payton (Thomas kick)	10	3
CHI	3	Gault 75-yard pass from Fuller (kick failed)	16	3
WAS	3	Riggins 1-yard run (Moseley kick)	16	10
CHI	3	McKinnon 16-yard pass from Fuller (Thomas kick)	23	10
WAS	3	Riggins 1-yard run (Moseley kick)	23	17
WAS	4	Finzer takes safety	23	19

FINAL INDIVIDUAL STATISTICS

Chicago Bears

RUSHING	NO	YDS	AVG	LG	TD
Payton	24	104	4.3	12	0
Suhey	7	7	1.0	6	0
Fuller	2	5	2.5	5	0
C. Thomas	1	5	5.0	5	0
Finzer	1	-7	-7.0	-7	0

RECEIVING	NO	YDS	AVG	LG	TD
McKinnon	4	72	18.0	36	1
Gault	1	75	75.0	75	1
Suhey	1	33	33.0	33	0
Dunsmore	1	19	19.0	19	0
C. Thomas	1	13	13.0	13	0
Payton	1	12	12.0	12	0
Moorehead	1	6	6.0	6	0

INTERCEPTIONS	NO	YDS	AVG	LG	TD
Richardson	1	0	0.0	0	0

PUNTING	NO	YDS	AVG	LG	IN20	TB
Finzer	5	197	39.4	45	3	0

PUNT RETURNS	NO	YDS	AVG	LG	TD
Fisher	2	17	8.5	11	0

KICKOFF RET.	NO	YDS	AVG	LG	TD
Gault	3	74	24.6	29	0

PASSING (CHI)	ATT	COMP	YDS	PCT	TD	INT	LG	SK/YDS
Fuller	15	9	211	60.0	2	0	75t	5/34
Payton	2	1	19	50.0	1	0	19t	0/0

PASSING (WAS)	ATT	COMP	YDS	PCT	TD	INT	LG	SK/YDS
Theismann	42	22	292	52.4	0	1	35	7/49

Washington Redskins

RUSHING	NO	YDS	AVG	LG	TD
Riggins	21	50	2.4	8	2
Theismann	5	38	7.6	13	0
Washington	1	5	5.0	5	0

RECEIVING	NO	YDS	AVG	LG	TD
Monk	10	122	12.2	35	0
Muhammad	5	62	12.4	23	0
Didier	4	85	21.3	29	0
Washington	2	12	6.0	8	0
Warren	1	11	11.0	11	0

INTERCEPTIONS	NO	YDS	AVG	LG	TD
None					

PUNTING	NO	YDS	AVG	LG	IN20	TB
Hayes	5	184	36.8	45	3	0

PUNT RETURNS	NO	YDS	AVG	LG	TD
Nelms	3	29	9.7	20	0

KICKOFF RET.	NO	YDS	AVG	LG	TD
Nelms	4	77	19.3	27	0
Kane	1	10	10.0	10	0
Griffin	1	0	0.0	0	0
Coleman	0	25	25.0	25	0

TEAM STATISTICS	CHI	WAS
Total First Downs	13	22
By Rushing	5	6
By Passing	7	14
By Penalty	1	2
Third Down: Md/Att.	3/13	6/16
Third Down: Eff.	23%	38%
Total Net Yards	310	336
Total Offensive Plays	57	76
Average Per Play	5.4	4.4
Net Yards Rushing	114	93
Total Rushing Plays	35	27
Avg. Per Rush	3.3	3.4
Net Yards Passing	196	243
Sacked/Yards Lost	5/34	7/49
Gross Yards Passing	230	292
Att.-Comp.-Int.	17-10-0	42-22-1
Completion Pct.	58.8	52.4
Punts/Average	5/39.4	5/36.8
Penalties/Yards	6/34	7/55
Fumbles/Lost	2/1	3/2
Field Goals	3/4	2/1

_ Denotes Converted Field Goal

Chicago Bears Starting Lineups

WR W. Gault	LE M. Hartenstine
LT J. Covert	LT S. McMichael
LG M. Bortz	RT D. Hampton
C J. Hilgenberg	RE R. Dent
RG K. Becker	LLB O. Wilson
RT K. Van Horne	MLB M. Singletary
TE E. Moorehead	RLB A. Harris
WR D. McKinnon	LCB M. Richardson
QB S. Fuller	RCB T. Schmidt
FB M. Suhey	SS T. Bell
RB W. Payton	FS G. Fencik

Washington Redskins Starting Lineups

WR C. Muhammad	LE C. Mann
TE C. Didier	LT D. Butz
LT J. Jacoby	RE D. Grant
LG R. Grimm	RT D. Manley
C R. Donnalley	LLB M. Kaufman
RG K. Huff	MLB N. Olkewicz
RT M. May	RLB R. Milot
TE D. Warren	LCB D. Green
WR A. Monk	RCB V. Dean
QB J. Theismann	SS K. Coffey
RB J. Riggins	FS C. Jordan

1984 NFC Championship

San Francisco 49ers 23, Chicago Bears 0

January 6, 1985

Candlestick Park

Attendance: 61,040

Weather: 49 degrees; wind light

	1	2	3	4	Final
Chicago Bears	0	0	0	0	0
San Francisco 49ers	3	3	7	10	23

Team	Q	Play	CHI	SF
SF	1	Wersching 21-yard field goal	0	3
SF	2	Wersching 22-yard field goal	0	6
SF	3	Tyler 9-yard run (Wersching kick)	0	13
SF	4	Solomon 10-yard pass from Montana (Wersching kick)	0	20
SF	4	Wersching 34-yard field goal	0	23

FINAL INDIVIDUAL STATISTICS

Chicago Bears

RUSHING	NO	YDS	AVG	LG	TD
Payton	22	92	4.2	20	0
Fuller	6	39	6.5	23	0
Suhey	3	16	5.3	15	0
C. Thomas	1	2	2.0	2	0

RECEIVING	NO	YDS	AVG	LG	TD
Suhey	4	11	2.8	7	0
McKinnon	3	48	16.0	21	0
Payton	3	11	3.7	5	0
Moorehead	2	14	7.0	8	0
Dunsmore	1	3	3.0	3	0

INTERCEPTIONS	NO	YDS	AVG	LG	TD
Fencik	2	5	2.5	5	0

PUNTING	NO	YDS	AVG	LG	IN20	TB
Finzer	7	302	43.1	55	1	0

PUNT RETURNS	NO	YDS	AVG	LG	TD
Fisher	2	12	6.0	9	0

KICKOFF RET.	NO	YDS	AVG	LG	TD
Gentry	3	49	16.3	18	0
Gault	1	18	18.0	18	0

PASSING (CHI)	ATT	COMP	YDS	PCT	TD	INT	LG	SK/YDS
Fuller	22	13	87	59.1	0	1	21	8/50
Payton	0	0	0	00.0	0	0	0	1/0

PASSING (SF)	ATT	COMP	YDS	PCT	TD	INT	LG	SK/YDS
Montana	34	18	233	52.9	1	2	38	3/8
Cavanaugh	1	1	3	100.0	0	0	3	0/0

San Francisco 49ers

RUSHING	NO	YDS	AVG	LG	TD
Tyler	10	68	6.8	25	1
Craig	8	44	5.5	39	0
Montana	5	22	4.4	9	0
Harmon	3	18	6.0	14	0
Ring	2	5	2.5	3	0
Cavanaugh	1	2	2.0	2	0

RECEIVING	NO	YDS	AVG	LG	TD
Solomon	7	73	10.4	15	1
D. Clark	4	83	20.8	38	0
Wilson	2	25	12.5	14	0
Tyler	2	22	11.0	16	0
Francis	2	20	10.0	12	0
Nehemiah	1	10	10.0	10	0
Harmon	1	3	3.0	3	0

INTERCEPTIONS	NO	YDS	AVG	LG	TD
Hicks	1	0	0.0	0	0

PUNTING	NO	YDS	AVG	LG	IN20	TB
Runager	3	117	39.0	41	1	0

PUNT RETURNS	NO	YDS	AVG	LG	TD
McLemore	4	69	17.8	25	0

KICKOFF RET.	NO	YDS	AVG	LG	TD
Harmon	1	15	15.0	15	0

TEAM STATISTICS	CHI	SF
Total First Downs	13	25
By Rushing	9	9
By Passing	3	14
By Penalty	1	2
Third Down: Md/Att.	5/16	4/11
Third Down: Eff.	31%	36%
Total Net Yards	186	387
Total Offensive Plays	63	67
Average Per Play	3.0	5.8
Net Yards Rushing	149	159
Total Rushing Plays	32	29
Avg. Per Rush	4.7	5.5
Net Yards Passing	37	228
Sacked/Yards Lost	9/50	3/8
Gross Yards Passing	87	236
Att.-Comp.-Int.	22-13-1	35-19-2
Completion Pct.	59.1	54.3
Punts/Average	7/43.1	3/39.0
Penalties/Yards	7/50	3/20
Fumbles/Lost	1/0	1/0
Field Goals	41	21, 22,

_ Denotes Converted Field Goal

Chicago Bears Starting Lineups

WR W. Gault	LE M. Hartenstine
LT J. Covert	LT S. McMichael
LG M. Bortz	RT D. Hampton
C J. Hilgenberg	RE R. Dent
RG K. Becker	LLB O. Wilson
RT K. Van Horne	MLB M. Singletary
TE E. Moorehead	RLB A. Harris
WR D. McKinnon	LCB M. Richardson
QB S. Fuller	RCB L. Frazier
FB M. Suhey	SS T. Bell
TB W. Payton	FS G. Fencik

San Francisco 49ers Starting Lineups

WR D. Clark	LE L. Pillers
LT B. Paris	NT M. Tuiaosopu
LG J. Ayers	RE D. Board
C F. Quillan	OLB D. Bunz
RG R. Cross	LILB R. Ellison
RT K. Fahnhorst	RILB J. Reynolds
TE R. Francis	OLB K. Turner
WR F. Solomon	LCB R. Lott
QB J. Montana	RCB E. Wright
RB W. Tyler	SS C. Williamson
FB R. Craig	FS D. Hicks

1985 NFC Divisional

Chicago Bears 21, New York Giants 0

January 5, 1986

Soldier Field

Attendance: 62,076

Weather: 14 degrees; wind W 13 mph

	1	2	3	4	Final
New York Giants	0	0	0	0	0
Chicago Bears	7	0	14	0	21

Team	Q	Play	NYG	CHI
CHI	1	Gayle 5-yard punt return (Butler kick)	0	7
CHI	3	McKinnon 23-yard pass from McMahon (Butler kick)	0	14
CHI	3	McKinnon 20-yard pass from McMahon (Butler kick)	0	21

TEAM STATISTICS	CHI	NYG
Total First Downs	17	10
By Rushing	9	1
By Passing	8	8
By Penalty	0	1
Third Down: Md/Att.	7/16	0/12
Third Down: Eff.	44%	0%
Total Net Yards	363	181
Total Offensive Plays	66	55
Average Per Play	5.6	3.3
Net Yards Rushing	147	32
Total Rushing Plays	44	14
Avg. Per Rush	3.3	2.3
Net Yards Passing	216	149
Sacked/Yards Lost	0/0	6/60
Gross Yards Passing	216	209
Att.-Comp.-Int.	21-11-0	35-14-0
Completion Pct.	52.4	40.0
Punts/Average	6/37.3	9/38.1
Penalties/Yards	2/20	4/25
Fumbles/Lost	0/0	3/1
Field Goals	26, 49, 38	19

FINAL INDIVIDUAL STATISTICS

Chicago Bears

RUSHING	NO	YDS	AVG	LG	TD
Payton	27	93	3.4	12	0
Suhey	6	33	5.5	9	0
McMahon	5	18	3.6	10	0
Thomas	4	11	2.8	5	0
McKinnon	1	-7	-7.0	-7	0
Gentry	1	-1	-1.0	-1	0

RECEIVING	NO	YDS	AVG	LG	TD
Gault	3	68	22.7	28	0
McKinnon	3	52	17.3	23t	2
Suhey	2	5	2.5	3	0
Wrightman	1	46	46.0	46	0
Gentry	1	41	41.0	41	0
Payton	1	4	4.0	4	0

INTERCEPTIONS	NO	YDS	AVG	LG	TD
None					

PUNTING	NO	YDS	AVG	LG	IN20	TB
Buford	6	224	37.3	51	1	1

PUNT RETURNS	NO	YDS	AVG	LG	TD
Ortego	5	22	4.4	9	0
Gayle	1	5	5.0	5t	1

KICKOFF RET.	NO	YDS	AVG	LG	TD
Gault	1	21	21.0	21	0

PASSING (CHI)	ATT	COMP	YDS	PCT	TD	INT	LG	SK/YDS
McMahon	21	11	216	52.4	2	0	46	0/0

PASSING (NYG)	ATT	COMP	YDS	PCT	TD	INT	LG	SK/YDS
Simms	35	14	209	40.0	0	0	33	6/60

New York Giants

RUSHING	NO	YDS	AVG	LG	TD
Morris	12	32	2.7	14	0
Galbreath	1	9	9.0	9	0
B. Williams	1	-9	-9.0	-9	0

RECEIVING	NO	YDS	AVG	LG	TD
Bavaro	4	36	9.0	11	0
Adams	3	65	21.7	31	0
Carpenter	3	24	8.0	16	0
B. Williams	1	33	33.0	33	0
McConkey	1	23	23.0	23	0
Johnson	1	17	17.0	17	0
Galbreath	1	11	11.0	11	0

INTERCEPTIONS	NO	YDS	AVG	LG	TD
None					

PUNTING	NO	YDS	AVG	LG	IN20	TB
Landeta	9	343	38.1	63	3	0

PUNT RETURNS	NO	YDS	AVG	LG	TD
McConkey	2	9	4.5	5	0

KICKOFF RET.	NO	YDS	AVG	LG	TD
Rouson	2	58	29.0	42	0
Hasselbeck	1	20	20.0	20	0
Galbreath	1	17	17.0	17	0

Chicago Bears Starting Lineups

WR W. Gault	LE D. Hampton
LT J. Covert	LT S. McMichael
LG M. Bortz	RT W. Perry
C J. Hilgenberg	RE R. Dent
RG T. Thayer	LLB O. Wilson
RT K. Van Horne	MLB M. Singletary
TE E. Moorehead	RLB W. Marshall
WR D. McKinnon	LCB M. Richardson
QB J. McMahon	RCB L. Frazier
FB M. Suhey	SS D. Duerson
RB W. Payton	FS G. Fencik

New York Giants Starting Lineups

WR B. Johnson	LE C. McGriff
LT B. Benson	NT J. Burt
LG B. Ard	RE L. Marshall
C B. Oates	OLB B. Hunt
RG C. Godfrey	LLB G. Reasons
RT K. Nelson	RILB H. Carson
TE M. Bavaro	OLB L. Taylor
WR L. Manuel	LCB E. Patterson
QB P. Simms	RCB P. Williams
RB J. Morris	SS K. Hill
RB R. Carpenter	FS T. Kinard

1985 NFC Championship

Chicago Bears 24, Los Angeles Rams 0

January 12, 1986

Soldier Field

Attendance: 63,522

Weather: 39 degrees; wind W 23 mph

	1	2	3	4	Final
L.A. Rams	0	0	0	0	0
Chicago Bears	10	0	7	7	24

Team	Q	Play	LAR	CHI
CHI	1	McMahon 16-yard run (Butler kick)	0	7
CHI	1	Butler 34-yard field goal	0	10
CHI	3	Gault 22-yard pass from McMahon (Butler kick)	0	17
CHI	4	Marshall 52-yard fumble return (Butler kick)	0	24

FINAL INDIVIDUAL STATISTICS

Chicago Bears

RUSHING	NO	YDS	AVG	LG	TD
Payton	18	32	1.8	8	0
Suhey	6	23	3.8	9	0
McMahon	4	28	7.0	16t	1
Thomas	3	-1	-0.3	1	0
Gentry	2	9	4.5	7	0

RECEIVING	NO	YDS	AVG	LG	TD
Payton	7	48	6.9	19	0
Gault	4	56	14.0	22t	1
Moorehead	2	28	14.0	20	0
McKinnon	1	11	17.0	17	0
Wrightman	1	8	8.0	8	0
Suhey	1	7	7.0	7	0

INTERCEPTIONS	NO	YDS	AVG	LG	TD
Frazier	1	-3	-3.0	-3	0

PUNTING	NO	YDS	AVG	LG	IN20	TB
Buford	10	363	36.3	55	2	0

PUNT RETURNS	NO	YDS	AVG	LG	TD
Ortego	4	21	5.3	8	0
Phillips	1	0	0.0	0	0

KICKOFF RET.	NO	YDS	AVG	LG	TD
Gentry	1	22	22.0	22	0

PASSING (CHI)	ATT	COMP	YDS	PCT	TD	INT	LG	SK/YDS
---------------	-----	------	-----	-----	----	-----	----	--------

McMahon	25	16	164	64.0	1	0	22t	3/23
---------	----	----	-----	------	---	---	-----	------

PASSING (LAR)	ATT	COMP	YDS	PCT	TD	INT	LG	SK/YDS
---------------	-----	------	-----	-----	----	-----	----	--------

Brock	31	10	66	32.3	0	1	15	3/22
-------	----	----	----	------	---	---	----	------

Los Angeles Rams

RUSHING	NO	YDS	AVG	LG	TD
Dickerson	17	46	2.7	9	0
Redden	9	40	4.4	12	0

RECEIVING	NO	YDS	AVG	LG	TD
Hunter	3	29	9.7	15	0
Dickerson	3	10	3.3	7	0
Brown	2	14	7.0	11	0
Duckworth	1	8	8.0	8	0
Ellard	1	5	5.0	5	0

INTERCEPTIONS	NO	YDS	AVG	LG	TD
None					

PUNTING	NO	YDS	AVG	LG	IN20	TB
Hatcher	11	431	39.2	51	3	0

PUNT RETURNS	NO	YDS	AVG	LG	TD
Johnson	2	6	3.0	3	0
Ellard	1	6	6.0	6	0
Irvin	1	4	4.0	4	0

KICKOFF RET.	NO	YDS	AVG	LG	TD
Brown	3	63	21.0	45	0
Redden	1	13	13.0	13	0

TEAM STATISTICS	CHI	LAR
Total First Downs	13	9
By Rushing	5	5
By Passing	8	3
By Penalty	0	1
Third Down: Md/Att.	4/16	2/14
Third Down: Eff.	25%	14%
Total Net Yards	232	130
Total Offensive Plays	61	60
Average Per Play	3.8	2.2
Net Yards Rushing	91	86
Total Rushing Plays	33	26
Avg. Per Rush	2.8	3.3
Net Yards Passing	141	44
Sacked/Yards Lost	3/23	3/22
Gross Yards Passing	164	66
Att.-Comp.-Int.	25-16-0	31-10-1
Completion Pct.	64.0	32.3
Punts/Average	10/36.3	11/39.2
Penalties/Yards	6/48	4/25
Fumbles/Lost	3/1	4/2
Field Goals	3	4
Denotes Converted Field Goal		

Chicago Bears Starting Lineups

WR W. Gault	LE D. Hampton
LT J. Covert	LT S. McMichael
LG M. Bortz	RT W. Perry
C J. Hilgenberg	RE R. Dent
RG T. Thayer	LLB O. Wilson
RT K. Van Horne	MLB M. Singletary
TE E. Moorehead	RLB W. Marshall
WR D. McKinnon	LCB M. Richardson
QB J. McMahon	RCB L. Frazier
FB M. Suhey	SS D. Duerson
RB W. Payton	FS G. Fencik

Los Angeles Rams Starting Lineups

WR H. Ellard	LE D. Reed
LT I. Pankey	NT C. DeJurnett
LG K. Hill	RE R. Doss
C T. Slaton	OLB M. Owens
RG D. Harrah	LILB C. Eckern
RT J. Slater	RILB J. Collins
TE D. Hill	OLB M. Wilcher
WR R. Brown	LCB G. Green
QB D. Brock	RCB L. Irvin
RB B. Redden	SS N. Cromwell
RB E. Dickerson	FS J. Johnson

1985 Super Bowl XX

Chicago Bears 46, New England Patriots 10

January 26, 1986

Louisiana Superdome

Attendance: 73,818

Weather: Indoors

	1	2	3	4	Final
Chicago Bears	13	10	21	2	46
New England Patriots	3	0	0	7	10

Team	Q	Play	CHI	NE
NE	1	Franklin 36-yard field goal	0	3
CHI	1	Butler 28-yard field goal	3	3
CHI	1	Butler 24-yard field goal	6	3
CHI	1	Suhey 11-yard run (Butler kick)	13	3
CHI	2	McMahon 2-yard run (Butler kick)	20	3
CHI	2	Butler 24-yard field goal	23	3
CHI	3	McMahon 1-yard run (Butler kick)	30	3
CHI	3	Phillips 28-yard interception return (Butler kick)	37	3
CHI	3	Perry 1-yard run (Butler kick)	44	3
NE	4	Fryar 8-yard pass from Grogan (Franklin kick)	44	10
CHI	4	Safety, Grogan tackled by Waechter in end zone	46	10

FINAL INDIVIDUAL STATISTICS

Chicago Bears

RUSHING	NO	YDS	AVG	LG	TD
Payton	22	61	2.8	7	0
Suhey	11	52	4.7	11t	1
McMahon	5	14	2.8	7	2
Sanders	4	15	3.8	10	0
Gentry	3	15	5.0	8	0
Thomas	2	8	4.0	7	0
Perry	1	1	1.0	1t	1
Fuller	1	1	1.0	1	0

RECEIVING	NO	YDS	AVG	LG	TD
Gault	4	129	32.3	60	0
Gentry	2	41	20.5	27	0
Margerum	2	36	18.0	29	0
Moorehead	2	22	11.0	14	0
Suhey	1	24	24.0	24	0
Thomas	1	4	4.0	4	0

INTERCEPTIONS	NO	YDS	AVG	LG	TD
Morrissey	1	47	47.0	47	0
Phillips	1	28	28.0	28t	1

PUNTING	NO	YDS	AVG	LG	IN20	TB
Buford	4	173	43.3	52	1	1

PUNT RETURNS	NO	YDS	AVG	LG	TD
Ortego	2	20	10.0	12	0

KICKOFF RET.	NO	YDS	AVG	LG	TD
Gault	4	49	12.3	18	0

PASSING (CHI)	ATT	COMP	YDS	PCT	TD	INT	LG	SK/YDS
McMahon	20	12	256	60.0	0	0	60	1/3
Fuller	4	0	0	00.0	0	0	0	1/11
Perry	0	0	0	00.0	0	0	0	1/1

PASSING (NE)	ATT	COMP	YDS	PCT	TD	INT	LG	SK/YDS
Grogan	30	17	177	56.2	1	2	24	4/33
Eason	6	0	0	00.0	0	0	0	3/28

New England Patriots

RUSHING	NO	YDS	AVG	LG	TD
C. James	5	1	0.2	3	0
Collins	3	4	1.3	3	0
Grogan	1	3	3.0	3	0
Weathers	1	3	3.0	3	0
Hawthorne	1	-4	-4.0	-4	0

RECEIVING	NO	YDS	AVG	LG	TD
Morgan	7	70	10.0	19	0
Starring	2	39	19.5	24	0
Fryar	2	24	12.0	16	1
Collins	2	19	9.5	11	0
Ramsey	2	16	8.0	11	0
C. James	1	6	6.0	6	0
Weathers	1	3	3.0	3	0

INTERCEPTIONS	NO	YDS	AVG	LG	TD
None					

PUNTING	NO	YDS	AVG	LG	IN20	TB
Camarillo	6	263	43.8	62	1	1

PUNT RETURNS	NO	YDS	AVG	LG	TD
Fryar	2	22	11.0	12	0

KICKOFF RET.	NO	YDS	AVG	LG	TD
Starring	7	153	21.9	36	0

TEAM STATISTICS	CHI	NE
Total First Downs	23	12
By Rushing	13	1
By Passing	9	10
By Penalty	1	1
Third Down: Md./Att.	7/14	1/10
Third Down: Eff.	50%	10%
Total Net Yards	408	123
Total Offensive Plays	76	54
Average Per Play	5.4	2.3
Net Yards Rushing	167	7
Total Rushing Plays	49	11
Avg. Per Rush	3.4	0.6
Net Yards Passing	241	116
Sacked/Yards Lost	3/15	7/61
Gross Yards Passing	256	177
Att.-Comp.-Int.	24-12-0	36-17-2
Completion Pct.	50.0	47.2
Punts/Average	4/43.3	6/43.8
Penalties/Yards	7/40	5/35
Fumbles/Lost	3/2	4/4
Field Goals	28, 24, 24	36

_ Denotes Converted Field Goal

Chicago Bears Starting Lineups

WR W. Gault	LE D. Hampton
LT J. Covert	LT S. McMichael
LG M. Bortz	RT W. Perry
C J. Hilgenberg	RE R. Dent
RG T. Thayer	MLB O. Wilson
RT K. Van Horne	LLB M. Singletary
TE E. Moorehead	RLB W. Marshall
WR D. McKinnon	LCB M. Richardson
QB J. McMahon	RCB L. Frazier
FB M. Suhey	SS D. Duerson
RB W. Payton	FS G. Fencik

New England Patriots Starting Lineups

WR S. Morgan	LE G. Varis
LT B. Holloway	NT L. Williams
LG J. Hannah	RE J. Adams
C P. Brock	OLB A. Tippett
RG R. Wooten	LLB S. Nelson
RT S. Moore	RILB L. McGrew
TE L. Dawson	OLB D. Blackmon
WR S. Starring	LCB R. Lippett
QB T. Eason	RCB R. Clayborn
RB T. Collins	SS R. James
FB C. James	FS F. Marion

1986 NFC Divisional

Washington Redskins 27, Chicago Bears 13

January 3, 1987

Soldier Field

Attendance: 65,141

Weather: 35 degrees; wind NW 6 mph

	1	2	3	4	Final		
Washington Redskins	7	0	7	13	27		
Chicago Bears	0	13	0	0	13		

Team	Q	Play	WAS	CHI
WAS	1	Monk 28-yard pass from Schroeder (Atkinson kick)	7	0
CHI	2	Gault 50-yard pass from Flutie (Butler kick)	7	7
CHI	2	Butler 23-yard field goal	7	10
CHI	2	Butler 41-yard field goal	7	13
WAS	3	Monk 23-yard pass from Schroeder (Atkinson kick)	14	13
WAS	4	Rogers 1-yard run (Atkinson kick)	21	13
WAS	4	Atkinson 35-yard field goal	24	13
WAS	4	Atkinson 25-yard field goal	27	13

FINAL INDIVIDUAL STATISTICS

Chicago Bears

RUSHING	NO	YDS	AVG	LG	TD
Payton	14	38	2.7	9	0
Suhey	4	14	3.5	5	0
Thomas	3	18	6.0	13	0
Flutie	2	12	6.0	11	0
Anderson	1	11	11.0	11	0

RECEIVING	NO	YDS	AVG	LG	TD
Gault	5	82	16.4	50t	1
Ortego	2	36	18.0	27	0
Wrightman	2	16	8.0	9	0
Suhey	1	2	2.0	2	0
Payton	1	-2	-2.0	-2	0

INTERCEPTIONS	NO	YDS	AVG	LG	TD
Richardson	1	43	43.0	43	0

PUNTING	NO	YDS	AVG	LG	IN20	TB
Buford	5	203	40.6	49	0	0

PUNT RETURNS	NO	YDS	AVG	LG	TD
Barnes	5	27	5.4	23	0

KICKOFF RET.	NO	YDS	AVG	LG	TD
Gentry	3	127	42.3	60	0
Thomas	2	15	7.5	11	0
Anderson	1	17	17.0	17	0

PASSING (CHI)	ATT	COMP	YDS	PCT	TD	INT	LG	SK/YDS
Flutie	31	11	134	35.5	1	2	50t	1/7

PASSING (WAS)	ATT	COMP	YDS	PCT	TD	INT	LG	SK/YDS
Schroeder	32	15	184	46.9	2	1	28t	2/16

Washington Redskins

RUSHING	NO	YDS	AVG	LG	TD
Rogers	28	72	2.6	9	1
Bryant	8	46	5.8	12	0
Schroeder	3	16	5.3	11	0

RECEIVING	NO	YDS	AVG	LG	TD
Monk	5	81	16.2	28t	2
Clark	5	37	7.4	13	0
Bryant	4	61	15.3	24	0
Warren	1	5	5.0	5	0

INTERCEPTIONS	NO	YDS	AVG	LG	TD
Green	1	17	17.0	17	0
Dean	1	16	16.0	16	0

PUNTING	NO	YDS	AVG	LG	IN20	TB
Cox	7	275	39.3	54	1	0

PUNT RETURNS	NO	YDS	AVG	LG	TD
Yarber	3	22	7.3	8	0

KICKOFF RET.	NO	YDS	AVG	LG	TD
Garner	3	71	23.7	36	0

TEAM STATISTICS	CHI	WAS
Total First Downs	14	19
By Rushing	8	8
By Passing	5	8
By Penalty	1	3
Third Down: Md/Att.	1/11	6/16
Third Down: Eff.	9%	38%
Total Net Yards	220	302
Total Offensive Plays	56	73
Average Per Play	3.9	4.1
Net Yards Rushing	93	134
Total Rushing Plays	24	39
Avg. Per Rush	3.9	3.4
Net Yards Passing	127	168
Sacked/Yards Lost	1/7	2/16
Gross Yards Passing	134	184
Att.-Comp.-Int.	31-11-2	32-15-1
Completion Pct.	35.5	46.9
Punts/Average	5/40.6	7/39.3
Penalties/Yards	4/42	8/65
Fumbles/Lost	3/2	2/0
Field Goals	23, 41	35, 25

_ Denotes Converted Field Goal

Chicago Bears Starting Lineups

WR W. Gault	LE D. Hampton
LT J. Covert	LT S. McMichael
LG M. Bortz	RT W. Perry
C J. Hilgenberg	RE R. Dent
RG T. Thayer	LLB O. Wilson
RT K. Van Horne	MLB M. Singletary
TE E. Moorehead	RLB W. Marshall
WR K. Ortego	LCB M. Richardson
QB D. Flutie	RCB V. Jackson
FB M. Suhey	SS D. Duerson
RB W. Payton	FS G. Fencik

Washington Redskins Starting Lineups

WR A. Monk	LE C. Mann
TE D. Warren	LT D. Butz
LT J. Jacoby	RT D. Grant
LG R. Grimm	RE D. Manley
C J. Bostic	LLB C. Daniels
RG R. Thielemann	MLB N. Olkewicz
RT M. May	RLB R. Milot
TE C. Didier	LCB D. Green
WR G. Clark	RCB V. Dean
QB J. Schroeder	SS A. Walton
RB G. Rogers	FS C. Jordan

1987 NFC Divisional

Washington Redskins 21, Chicago Bears 17

January 10, 1988

Soldier Field

Attendance: 58,153

Weather: 4 degrees; wind SW 12 mph

	1	2	3	4	Final
Washington Redskins	0	14	7	0	21
Chicago Bears	7	7	3	0	17

Team	Q	Play	WAS	CHI
CHI	1	Thomas 2-yard run (Butler kick)	0	7
CHI	2	Morris 14-yard pass from McMahon (Butler kick)	0	14
WAS	2	Rogers 3-yard run (Haji-Shiekh kick)	7	14
WAS	2	Didier 18-yard pass from Williams (Haji-Shiekh kick)	14	14
WAS	3	Green 52-yard punt return (Haji-Shiekh kick)	21	14
CHI	3	Butler 25-yard field goal	21	17

FINAL INDIVIDUAL STATISTICS

Chicago Bears

RUSHING	NO	YDS	AVG	LG	TD
Payton	18	85	4.7	16	0
Suhey	4	8	2.0	5	0
Gentry	2	5	2.5	3	0
McMahon	2	5	2.5	5	0
Sanders	2	4	2.0	3	0
Thomas	2	3	1.5	2t	1

RECEIVING	NO	YDS	AVG	LG	TD
Gentry	3	43	14.3	24	0
Payton	3	20	6.7	9	0
Boso	3	19	6.3	10	0
Morris	2	47	23.5	33	1
Gault	1	44	44.0	44	0
McKinnon	1	16	16.0	16	0
Suhey	1	6	6.0	6	0
Sanders	1	2	2.0	2	0

INTERCEPTIONS	NO	YDS	AVG	LG	TD
Richardson	1	0	0.0	0	0

PUNTING	NO	YDS	AVG	LG	IN20	TB
Barnhardt	4	145	36.3	44	0	0

PUNT RETURNS	NO	YDS	AVG	LG	TD
McKinnon	2	12	6.0	13	0

KICKOFF RET.	NO	YDS	AVG	LG	TD
Gault	1	29	29.0	29	0

PASSING (CHI)	ATT	COMP	YDS	PCT	TD	INT	LG	SK/YDS
McMahon	29	15	197	51.7	1	3	44	5/27

PASSING (WAS)	ATT	COMP	YDS	PCT	TD	INT	LG	SK/YDS
Williams	29	14	207	48.3	1	1	32	1/7

Washington Redskins

RUSHING	NO	YDS	AVG	LG	TD
Smith	16	66	4.1	13	0
Rogers	6	13	2.2	4	1
Bryant	3	8	2.7	6	0
Williams	2	-1	-0.5	-1	0
Clark	1	-6	-6.0	-6	0
Schroeder	1	-8	-8.0	-8	0

RECEIVING	NO	YDS	AVG	LG	TD
Sanders	6	92	15.3	32	0
Clark	4	56	14.0	21	0
Didier	2	32	16.0	18t	1
Warren	1	16	16.0	16	0
Rogers	1	11	11.0	11	0

INTERCEPTIONS	NO	YDS	AVG	LG	TD
Davis	1	23	23.0	23	0
Wilburn	1	0	0.0	0	0
Woodbury	1	0	0.0	0	0

PUNTING	NO	YDS	AVG	LG	IN20	TB
Cox	4	169	42.3	46	1	1

PUNT RETURNS	NO	YDS	AVG	LG	TD
Yarber	2	13	6.5	8	0
Green	1	52	52.0	52t	1

KICKOFF RET.	NO	YDS	AVG	LG	TD
Sanders	2	25	12.5	13	0
Smith	1	19	19.0	19	0
Branch	1	12	12.0	12	0

TEAM STATISTICS	CHI	WAS
Total First Downs	15	17
By Rushing	8	4
By Passing	7	11
By Penalty	0	2
Third Down: Md/Att.	4/13	7/14
Third Down: Eff.	31%	50%
Total Net Yards	280	272
Total Offensive Plays	64	59
Average Per Play	4.6	4.6
Net Yards Rushing	110	72
Total Rushing Plays	30	29
Avg. Per Rush	3.7	2.5
Net Yards Passing	170	200
Sacked/Yards Lost	5/27	1/7
Gross Yards Passing	197	207
Att.-Comp.-Int.	29-15-3	29-14-1
Completion Pct.	51.7	48.3
Punts/Average	4/36.3	4/42.3
Penalties/Yards	5/50	3/20
Fumbles/Lost	1/0	1/0
Field Goals	48, 25	

_ Denotes Converted Field Goal

Chicago Bears Starting Lineups

WR W. Gault	LE A. Harris
LT J. Covert	LT S. McMichael
LG M. Bortz	RT D. Hampton
C J. Hilgenberg	RE R. Dent
RG T. Thayer	LLB R. Rivera
RT K. Van Horne	MLB M. Singletary
TE E. Moorehead	RLB W. Marshall
WR R. Morris	LCB M. Douglass
QB J. McMahon	RCB V. Jackson
FB M. Suhey	SS D. Duerson
RB W. Payton	FS G. Fencik

Washington Redskins Starting Lineups

WR A. Jones	LE C. Mann
TE D. Warren	LT D. Butz
LT J. Jacoby	RT D. Grant
LG R. McKenzie	RE D. Manley
C J. Bostic	LLB M. Kaufman
RG R. Thielemann	MLB N. Olkewicz
RT M. May	RLB M. Coleman
TE C. Didier	LCB D. Green
WR G. Clark	RCB B. Wilburn
QB D. Williams	SS A. Walton
RB G. Rogers	FS T. Bowles

1988 NFC Divisional

Chicago Bears 20, Philadelphia Eagles 12

December 31, 1988

Soldier Field

Attendance: 65,534

Weather: 29 degrees; wind SW 5 mph (Fog Bowl)

	1	2	3	4	Final
Philadelphia Eagles	3	6	3	0	12
Chicago Bears	7	10	0	3	20

Team	Q	Play	PHI	CHI
CHI	1	McKinnon 64-yard pass from Tomczak (Butler kick)	0	7
PHI	1	Zendejas 42-yard field goal	3	7
PHI	2	Zendejas 29-yard field goal	6	7
CHI	2	Anderson 4-yard run (Butler kick)	6	14
CHI	2	Butler 46-yard field goal	6	17
PHI	2	Zendejas 30-yard field goal	9	17
PHI	3	Zendejas 35-yard field goal	12	17
CHI	4	Butler 27-yard field goal	12	20

FINAL INDIVIDUAL STATISTICS

Chicago Bears

RUSHING	NO	YDS	AVG	LG	TD
Anderson	14	54	3.9	23	1
Sanders	8	94	11.8	58	0
Muster	6	12	2.0	6	0
Gentry	1	6	6.0	6	0
Suhey	1	0	0.0	0	0
Tomczak	1	0	0.0	0	0
McMahon	2	-2	-1.0	0	0

RECEIVING	NO	YDS	AVG	LG	TD
McKinnon	4	108	27.0	64t	1
Boso	2	16	8.0	9	0
Gentry	2	9	4.5	7	0
Morris	1	27	27.0	27	0
Davis	1	11	11.0	11	0
Sanders	1	8	8.0	8	0
Anderson	1	6	6.0	6	0

INTERCEPTIONS	NO	YDS	AVG	LG	TD
Jackson	1	51	51.0	51	0
Douglass	1	47	47.0	47	0
Pruitt	1	0	0.0	0	0

PUNTING	NO	YDS	AVG	LG	IN20	TB
Wagner	2	86	43.0	46	0	0

PUNT RETURNS	NO	YDS	AVG	LG	TD
McKinnon	1	0	0.0	0	0

KICKOFF RET.	NO	YDS	AVG	LG	TD
Gentry	4	63	15.8	23	0
Kozlowski	1	23	23.0	23	0

PASSING (CHI)	ATT	COMP	YDS	PCT	TD	INT	LG	SK/YDS
Tomczak	20	10	172	50.0	1	3	64t	0/0
McMahon	3	2	13	66.7	0	0	7	1/8

PASSING (PHI)	ATT	COMP	YDS	PCT	TD	INT	LG	SK/YDS
Cunningham	54	27	407	50.0	0	3	65	4/29
Carter	1	0	0	0.0	0	0	0	0/0

Philadelphia Eagles

RUSHING	NO	YDS	AVG	LG	TD
Byars	7	34	4.9	13	0
Toney	5	3	0.6	3	0
Cunningham	3	12	4.0	11	0
Haddix	1	3	3.0	3	0

RECEIVING	NO	YDS	AVG	LG	TD
Byars	9	103	11.4	24	0
Jackson	7	142	20.3	65	0
Quick	5	82	16.4	23	0
Haddix	2	23	11.5	13	0
Toney	2	9	4.5	7	0
Johnson	1	31	31.0	31	0
Carter	1	17	17.0	17	0

INTERCEPTIONS	NO	YDS	AVG	LG	TD
Hoage	1	12	12.0	12	0
Joyner	1	8	8.0	8	0
Bell	1	4	4.0	4	0

PUNTING	NO	YDS	AVG	LG	IN20	TB
Teltschik	4	130	32.5	36	3	0

PUNT RETURNS	NO	YDS	AVG	LG	TD
Garrity	1	3	3.0	3	0

KICKOFF RET.	NO	YDS	AVG	LG	TD
Jenkins	5	101	20.2	25	0

TEAM STATISTICS

	CHI	PHI
Total First Downs	14	22
By Rushing	8	1
By Passing	6	21
By Penalty	0	0
Third Down: Md/Att.	4/13	3/14
Third Down: Eff.	31%	21%
Total Net Yards	341	430
Total Offensive Plays	57	75
Average Per Play	6.0	5.7
Net Yards Rushing	164	52
Total Rushing Plays	33	16
Avg. Per Rush	5.0	3.3
Net Yards Passing	177	378
Sacked/Yards Lost	1/8	4/29
Gross Yards Passing	185	407
Att.-Comp.-Int.	23-12-3	55-27-3
Completion Pct.	52.2	49.1
Punts/Average	2/43.0	4/32.5
Penalties/Yards	1/5	7/60
Fumbles/Lost	1/1	0/0
Field Goals	51, 46, 33, 27	43, 32, 29, 30, 35

___ Denotes Converted Field Goal

Chicago Bears Starting Lineups

WR D. Gentry	LE A. Harris
LT J. Covert	LT S. McMichael
LG M. Bortz	RT D. Hampton
C J. Hilgenberg	RE S. Smith
RG T. Thayer	LLB R. Rivera
RT K. Van Horne	MLB M. Singletary
TE J. Thornton	RLB J. Morrissey
WR D. McKinnon	LCB M. Richardson
QB M. Tomczak	RCB V. Jackson
FB M. Suhey	SS D. Duerson
RB N. Anderson	FS M. Douglass

Philadelphia Eagles Starting Lineups

WR M. Quick	LE R. White
LT M. Darwin	LT M. Pitts
LG D. Alexander	RT J. Brown
C D. Rimington	RE C. Simmons
RG R. Baker	LLB S. Joyner
RT R. Heller	MLB M. Reichenbach
TE K. Jackson	RLB T. Bell
WR C. Carter	LCB R. Young
QB R. Cunningham	RCB E. Allen
FB A. Toney	SS A. Waters
RB K. Byars	FS W. Hopkins

1988 NFC Championship

San Francisco 49ers 28, Chicago Bears 3

January 8, 1989

Soldier Field

Attendance: 64,830

Weather: 17 degrees; wind W 29 mph

	1	2	3	4	Final
San Francisco 49ers	7	7	7	7	28
Chicago Bears	0	3	0	0	3

Team	Q	Play	SF	CHI
SF	1	Rice 61-yard pass from Montana (Cofer kick)	7	0
SF	2	Rice 27-yard pass from Montana (Cofer kick)	14	0
CHI	2	Butler 25-yard field goal	14	3
SF	3	Frank 5-yard pass from Montana (Cofer kick)	21	3
SF	4	Rathman 4-yard run (Cofer kick)	28	3

FINAL INDIVIDUAL STATISTICS

Chicago Bears

RUSHING	NO	YDS	AVG	LG	TD
Anderson	14	59	4.2	16	0
Sanders	7	22	3.1	14	0
McMahon	1	9	9.0	9	0
Suhey	1	3	3.0	3	0
Muster	1	2	2.0	2	0
McKinnon	1	-4	-4.0	-4	0

RECEIVING	NO	YDS	AVG	LG	TD
Anderson	5	31	6.2	13	0
Thornton	4	52	13.0	18	0
McKinnon	4	32	8.0	13	0
Morris	2	25	12.5	18	0
Suhey	2	8	4.0	4	0
Sanders	1	12	12.0	12	0
Muster	1	9	9.0	9	0
Gentry	1	7	7.0	7	0

INTERCEPTIONS	NO	YDS	AVG	LG	TD
None					

PUNTING	NO	YDS	AVG	LG	IN20	TB
Wagner	7	220	31.4	48	2	0

PUNT RETURNS	NO	YDS	AVG	LG	TD
McKinnon	1	1	1.0	1	0

KICKOFF RET.	NO	YDS	AVG	LG	TD
Sanders	2	31	15.5	19	0
Muster	1	21	21.0	21	0
Gentry	1	19	19.0	19	0
Stinson	1	18	18.0	18	0

PASSING (CHI)	ATT	COMP	YDS	PCT	TD	INT	LG	SK/YDS
McMahon	29	14	121	48.3	0	1	18	0/0
Tomczak	12	6	55	50.0	0	0	13	0/0

PASSING (SF)	ATT	COMP	YDS	PCT	TD	INT	LG	SK/YDS
Montana	27	17	288	63.0	3	0	61t	2/20

San Francisco 49ers

RUSHING	NO	YDS	AVG	LG	TD
Craig	18	68	3.8	11	0
Rathman	10	36	3.6	12	1
Montana	3	12	4.0	7	0
Flagler	3	7	2.3	6	0
Sydney	2	12	6.0	8	0
Rice	1	3	3.0	3	0

RECEIVING	NO	YDS	AVG	LG	TD
Rice	5	133	26.6	61t	2
Rathman	5	51	10.2	22	0
Taylor	3	51	17.0	32	0
Craig	2	33	16.5	23	0
Frank	2	20	10.0	15	1

INTERCEPTIONS	NO	YDS	AVG	LG	TD
Fuller	1	0	0.0	0	0

PUNTING	NO	YDS	AVG	LG	IN20	TB
Helton	6	207	34.5	55	2	1

PUNT RETURNS	NO	YDS	AVG	LG	TD
Taylor	4	24	6.0	11	0

KICKOFF RET.	NO	YDS	AVG	LG	TD
Sydney	1	14	14.0	14	0
Taylor	1	22	22.0	22	0

TEAM STATISTICS

	CHI	SF
Total First Downs	15	21
By Rushing	8	9
By Passing	7	12
By Penalty	0	0
Third Down: Md/Att.	4/14	9/15
Third Down: Eff.	29%	60%

Total Net Yards	267	406
Total Offensive Plays	66	66
Average Per Play	4.0	6.2

Net Yards Rushing	91	138
Total Rushing Plays	25	37
Avg. Per Rush	3.6	3.7

Net Yards Passing	176	268
Sacked/Yards Lost	0/0	2/20
Gross Yards Passing	176	288
Att.-Comp.-Int.	41-20-1	27-17-0
Completion Pct.	48.8	63.0

Punts/Average	7/31.4	6/34.5
----------------------	---------------	---------------

Penalties/Yards	3/35	0/0
------------------------	-------------	------------

Fumbles/Lost	2/1	1/1
---------------------	------------	------------

Field Goals	25
--------------------	-----------

_ Denotes Converted Field Goal

Chicago Bears Starting Lineups

WR D. Gentry	LE A. Harris
LT J. Covert	LT S. McMichael
LG M. Bortz	RT D. Hampton
C J. Hilgenberg	RE S. Smith
RG T. Thayer	LLB R. Rivera
RT K. Van Horne	MLB M. Singletary
TE J. Thornton	RLB J. Morrissey
WR D. McKinnon	LCB M. Richardson
QB J. McMahon	RCB V. Jackson
FB M. Suhey	SS D. Duerson
RB N. Anderson	FS M. Douglass

San Francisco 49ers Starting Lineups

SE J. Taylor	LE L. Roberts
LT S. Wallace	NT M. Carter
LG J. Sapolu	RE K. Fagan
C R. Cross	OLB C. Haley
RG G. McIntyre	LILB J. Fahnhorst
RT H. Barton	RILB M. Walter
TE J. Frank	OLB K. Turner
FL J. Rice	LCB T. McKyer
QB J. Montana	RCB D. Griffin
RB R. Craig	SS J. Fuller
TE B. Jones	FS R. Lott

1990 NFC First Round

Chicago Bears 16, New Orleans Saints 6

January 6, 1991

Soldier Field

Attendance: 60,767

Weather: 30 degrees; wind N 13 mph

	1	2	3	4	Final
New Orleans Saints	0	3	0	3	6
Chicago Bears	3	7	3	3	16

Team	Q	Play	NO	CHI
CHI	1	Butler 19-yard field goal	0	3
CHI	2	Thornton 18-yard pass from Tomczak	0	10
NO	2	Andersen 47-yard field goal	3	10
CHI	3	Butler 22-yard field goal	3	13
NO	4	Andersen 38-yard field goal	6	13
CHI	4	Butler 21-yard field goal	6	16

FINAL INDIVIDUAL STATISTICS

Chicago Bears

RUSHING	NO	YDS	AVG	LG	TD
Anderson	27	102	3.8	13	0
Muster	12	71	5.9	28	0
Tomczak	2	8	4.0	10	0
Green	2	8	4.0	5	0

RECEIVING	NO	YDS	AVG	LG	TD
Anderson	4	42	10.5	31	0
Thornton	2	43	21.5	25	1
Gentry	2	41	20.5	38	0
Morris	2	28	14.0	22	0
Muster	2	21	10.5	11	0
Davis	1	13	13.0	13	0

INTERCEPTIONS	NO	YDS	AVG	LG	TD
Gayle	1	27	27.0	27	0
Mangum	1	9	9.0	9	0
Carrier	1	0	0.0	0	0

PUNTING	NO	YDS	AVG	LG	IN20	TB
Buford	2	55	27.5	36	0	0

PUNT RETURNS	NO	YDS	AVG	LG	TD
Bailey	1	13	13.0	13	0
Jackson	1	0	0.0	0	0

KICKOFF RET.	NO	YDS	AVG	LG	TD
Gentry	1	39	39.0	39	0

PASSING (CHI)	ATT	COMP	YDS	PCT	TD	INT	LG	SK/YDS
Tomczak	25	12	166	48.0	1	0	38	2/12
Anderson	1	1	22	100.0	0	0	22	0/0

PASSING (NO)	ATT	COMP	YDS	PCT	TD	INT	LG	SK/YDS
Fourcade	18	5	79	27.8	0	2	31	1/16
Walsh	16	6	74	37.5	0	1	36	1/9

New Orleans Saints

RUSHING	NO	YDS	AVG	LG	TD
Fenerty	8	29	3.6	14	0
Hilliard	4	13	3.3	9	0
Heyward	4	10	2.5	6	0
Fourcade	2	13	6.5	9	0

RECEIVING	NO	YDS	AVG	LG	TD
Fenerty	4	22	5.5	9	0
Martin	2	47	23.5	36	0
Scales	1	31	31.0	31	0
Tice	1	19	19.0	19	0
Brenner	1	17	17.0	17	0
Perriman	1	11	11.0	11	0
Turner	1	6	6.0	6	0

INTERCEPTIONS	NO	YDS	AVG	LG	TD
None					

PUNTING	NO	YDS	AVG	LG	IN20	TB
Barnhardt	3	90	30.0	38	0	0

PUNT RETURNS	NO	YDS	AVG	LG	TD
Buck	1	2	2.0	2	0

KICKOFF RET.	NO	YDS	AVG	LG	TD
Fenerty	2	33	16.5	18	0
Hilliard	1	21	21.0	21	0
Jordan	1	17	17.0	17	0
Heyward	1	14	14.0	14	0

TEAM STATISTICS	CHI	NO
Total First Downs	18	11
By Rushing	9	2
By Passing	8	7
By Penalty	1	2
Third Down: Md/Att:	5/16	2/13
Third Down: Eff.	31%	15%
Total Net Yards	365	193
Total Offensive Plays	71	54
Average Per Play	5.1	3.6
Net Yards Rushing	189	65
Total Rushing Plays	43	18
Avg. Per Rush	4.4	3.6
Net Yards Passing	176	128
Sacked/Yards Lost	2/12	2/25
Gross Yards Passing	188	153
Att.-Comp.-Int.	26-13-0	34-11-3
Completion Pct.	50.0	32.0
Punts/Average	2/27.5	3/30.4
Penalties/Yards	7/57	2/10
Fumbles/Lost	2/1	1/0
Field Goals	19, 22, 36, 21	41, 47, 42, 38

_ Denotes Converted Field Goal

Chicago Bears Starting Lineups

WR W. Davis	LE T. Armstrong
LT J. Covert	LT W. Perry
LG M. Bortz	RT S. McMichael
C J. Hilgenberg	RE R. Dent
RG T. Thayer	LLB R. Rivera
RT K. Van Horne	MLB M. Singletary
TE J. Thornton	RLB J. Morrissey
WR R. Morris	LCB D. Woolford
QB M. Tomczak	RCB V. Jackson
FB B. Muster	SS S. Gayle
RB N. Anderson	FS M. Carrier

New Orleans Saints Starting Lineups

WR E. Martin	LE R. Turnbull
LT K. Haverdink	NT R. Goff
LG J. Dombrowski	RE J. Wilks
C J. Hilgenberg	OLB R. Jackson
RG S. Trapilo	ILB S. Mills
RT S. Brock	ILB V. Johnson
TE H. Brenner	OLB P. Swilling
WR B. Perriman	LCB R. Massey
QB S. Walsh	RCB T. Cook
HB R. Mayes	SS B. Maxie
RB C. Heyward	FS G. Atkins

1990 NFC Divisional

New York Giants 31, Chicago Bears 3

January 13, 1991

Giants Stadium

Attendance: 77,025

Weather: 32 degrees; wind NW 13 mph

	1	2	3	4	Final
Chicago Bears	0	3	0	0	3
New York Giants	10	7	7	7	31

Team	Q	Play	CHI	NYG
NYG	1	Bahr 46-yard field goal	0	3
NYG	1	Baker 21-yard pass from Hostetler (Bahr kick)	0	10
CHI	2	Butler 33-yard field goal	3	10
NYG	2	Cross 5-yard pass from Hostetler (Bahr kick)	3	17
NYG	3	Hostetler 3-yard run (Bahr kick)	3	24
NYG	4	Carthon 1-yard run (Bahr kick)	3	31

FINAL INDIVIDUAL STATISTICS

Chicago Bears

RUSHING	NO	YDS	AVG	LG	TD
Anderson	12	19	1.6	9	0
Muster	4	8	2.0	3	0

RECEIVING	NO	YDS	AVG	LG	TD
Anderson	4	23	5.8	12	0
Davis	3	76	25.3	37	0
Thornton	3	28	9.3	18	0
Muster	3	21	7.0	20	0
Gentry	2	23	11.5	12	0
Morris	1	24	24.0	24	0
Kozlowski	1	10	10.0	10	0

INTERCEPTIONS	NO	YDS	AVG	LG	TD
None					

PUNTING	NO	YDS	AVG	LG	IN20	TB
Buford	2	84	42.0	50	1	0

PUNT RETURNS	NO	YDS	AVG	LG	TD
Bailey	2	3	1.5	2	0

KICKOFF RET.	NO	YDS	AVG	LG	TD
Bailey	2	61	30.5	44	0
Gentry	2	42	21.0	29	0
Rouse	1	9	9.0	9	0

PASSING (CHI)	ATT	COMP	YDS	PCT	TD	INT	LG	SK/YDS
Tomczak	36	17	205	47.2	0	2	37	0/0

PASSING (NYG)	ATT	COMP	YDS	PCT	TD	INT	LG	SK/YDS
Hostetler	17	10	112	58.8	2	0	25	3/18

New York Giants

RUSHING	NO	YDS	AVG	LG	TD
Anderson	21	80	3.8	10	0
Tillman	9	31	3.4	6	0
Carthon	8	19	2.4	5	1
Hostetler	6	43	7.2	11	1
Meggett	2	18	9.0	10	0
Hampton	2	3	1.5	3	0

RECEIVING	NO	YDS	AVG	LG	TD
Baker	3	58	19.3	25	1
Bavaro	3	25	8.3	11	0
Ingram	1	12	12.0	12	0
Mrosko	1	6	6.0	6	0
Anderson	1	6	6.0	6	0
Cross	1	5	5.0	5	1

INTERCEPTIONS	NO	YDS	AVG	LG	TD
Walls	1	37	37.0	37	0
Collins	1	11	11.0	11	0

PUNTING	NO	YDS	AVG	LG	IN20	TB
Landeta	3	122	40.7	51	0	0

PUNT RETURNS	NO	YDS	AVG	LG	TD
Meggett	1	13	13.0	13	0

KICKOFF RET.	NO	YDS	AVG	LG	TD
Ingram	1	18	18.0	18	0

TEAM STATISTICS	CHI	NYG
Total First Downs	11	23
By Rushing	0	16
By Passing	11	7
By Penalty	0	0
Third Down: Md/Att.	3/11	6/14
Third Down: Eff.	27%	43%
Total Net Yards	232	288
Total Offensive Plays	52	68
Average Per Play	4.5	4.2
Net Yards Rushing	27	194
Total Rushing Plays	16	48
Avg. Per Rush	1.7	4.0
Net Yards Passing	205	94
Sacked/Yards Lost	0/0	3/18
Gross Yards Passing	205	112
Att.-Comp.-Int.	36-17-2	17-10-0
Completion Pct.	47.2	58.8
Punts/Average	2/42.0	3/40.7
Penalties/Yards	4/30	2/15
Fumbles/Lost	0/0	1/1
Field Goals	3/3	4/6

_ Denotes Converted Field Goal

Chicago Bears Starting Lineups

WR W. Davis	LLE T. Armstrong
LT J. Covert	LT W. Perry
LG M. Bortz	RT S. McMichael
C J. Hilgenberg	RE R. Dent
RG T. Thayer	LLB R. Rivera
RT K. Van Horne	MLB M. Singletary
TE J. Thornton	RLB J. Morrissey
WR R. Morris	LCB D. Woolford
QB M. Tomczak	RCB V. Jackson
FB B. Muster	SS S. Gayle
RB N. Anderson	FS M. Carrier

New York Giants Starting Lineups

WR M. Ingram	LE J. Washington
LT J. Elliott	LT M. Fox
LG W. Roberts	RT E. Howard
C B. Oates	RE L. Marshall
RG E. Moore	LLB C. Banks
RT D. Riesenberg	MLB P. Johnson
TE M. Bavaro	RLB L. Taylor
WR S. Baker	LCB M. Collins
QB J. Hostetler	RCB E. Walls
RB O. Anderson	SS G. Jackson
FB M. Carthon	FS M. Guyton

1991 NFC First Round

Dallas Cowboys 17, Chicago Bears 13

December 29, 1991

Soldier Field

Attendance: 62,594

Weather: 35 degrees; wind NW 9 mph

	1	2	3	4	Final
Dallas Cowboys	10	0	7	0	17
Chicago Bears	0	3	3	7	13

Team	Q	Play	DAL	CHI
DAL	1	Willis 27-yard field goal	3	0
DAL	1	Smith 1-yard run (Willis kick)	10	0
CHI	2	Butler 19-yard field goal	10	3
CHI	3	Butler 43-yard field goal	10	6
DAL	3	Novacek 3-yard pass from Beuerlein (Willis kick)	17	6
CHI	4	Waddle 6-yard pass from Harbaugh (Butler kick)	17	13

FINAL INDIVIDUAL STATISTICS

Chicago Bears

RUSHING	NO	YDS	AVG	LG	TD
Anderson	13	34	2.6	15	0
Lewis	9	65	7.2	11	0
Harbaugh	7	26	3.7	9	0
Muster	5	25	5.0	9	0

RECEIVING	NO	YDS	AVG	LG	TD
Waddle	9	104	11.6	19	1
Davis	7	79	11.3	17	0
Anderson	3	5	1.7	8	0
Lewis	2	18	9.0	11	0
Rivera	1	15	15.0	15	0
Thornton	1	12	12.0	12	0

INTERCEPTIONS	NO	YDS	AVG	LG	TD
None					

PUNTING	NO	YDS	AVG	LG	IN20	TB
Blocked	1					

PUNT RETURNS	NO	YDS	AVG	LG	TD
Woolford	2	5	2.5	5	0

KICKOFF RET.	NO	YDS	AVG	LG	TD
Lewis	3	44	14.7	26	0
Green	1	15	15.0	15	0

PASSING (CHI)	ATT	COMP	YDS	PCT	TD	INT	LG	SK/YDS
Harbaugh	44	22	218	50.0	1	2	19	3/11
Buford	1	1	15	100.0	0	0	15	0/0

PASSING (DAL)	ATT	COMP	YDS	PCT	TD	INT	LG	SK/YDS
Beuerlein	18	9	180	50.0	1	0	45	0/0

Dallas Cowboys

RUSHING	NO	YDS	AVG	LG	TD
Smith	26	105	4.0	18	1
Beuerlein	4	3	0.8	5	0

RECEIVING	NO	YDS	AVG	LG	TD
Irvin	4	83	20.8	25	0
Harper	3	88	29.3	45	0
Johnston	1	6	6.0	6	0
Novacek	1	3	3.0	3t	1

INTERCEPTIONS	NO	YDS	AVG	LG	TD
Bates	1	7	7.0	7	0
Brown	1	0	0.0	0	0

PUNTING	NO	YDS	AVG	LG	IN20	TB
Saxon	3	134	44.7	52	1	0

PUNT RETURNS	NO	YDS	AVG	LG	TD
None					

KICKOFF RET.	NO	YDS	AVG	LG	TD
Wright	1	18	18.0	18	0
Gant	1	16	16.0	16	0

TEAM STATISTICS	CHI	DAL
Total First Downs	26	15
By Rushing	12	6
By Passing	14	7
By Penalty	0	2
Third Down: Md/Att. 10/17	3/9	
Third Down: Eff.	59%	33%
Total Net Yards	372	288
Total Offensive Plays	82	48
Average Per Play	4.5	6.0
Net Yards Rushing	150	108
Total Rushing Plays	34	30
Avg. Per Rush	4.4	3.6
Net Yards Passing	222	180
Sacked/Yards Lost	3/11	0/0
Gross Yards Passing	233	180
Att.-Comp.-Int.	45-23-2	18-9-0
Completion Pct.	51.1	50.0
Punts/Average	1/0.0	3/44.7
Penalties/Yards	4/16	2/16
Fumbles/Lost	1/1	2/0
Field Goals	19, 43	27, 38
Denotes Converted Field Goal		47

Chicago Bears Starting Lineups

WR W. Davis	LE T. Armstrong
LT J. Wojciechowski	LT S. McMichael
LG M. Bortz	RT W. Perry
C J. Hilgenberg	RE R. Dent
RG T. Thayer	LLB R. Rivera
RT K. Van Horne	MLB M. Singletary
TE K. Jennings	RLB J. Morrissey
WR T. Waddle	LCB D. Woolford
QB J. Harbaugh	RCB L. Stinson
FB B. Muster	SS S. Gayle
RB N. Anderson	FS M. Carrier

Dallas Cowboys Starting Lineups

TE R. Awalt	LE T. Tolbert
LT M. Tuinei	LT T. Casillas
LG K. Gogan	RT R. Maryland
C M. Stepnoski	RE J. Jeffcoat
RG J. Gesek	SLB K. Norton
RT N. Newton	MLB J. Del Rio
TE J. Novacek	WLB V. Smith
TE A. Roberts	LCB I. Holt
WR M. Irvin	RCB L. Brown
QB S. Beuerlein	SS J. Washington
RB E. Smith	FS R. Horton

1994 NFC First Round

Chicago Bears 35, Minnesota Vikings 18

January 1, 1995

HHH Metrodome

Attendance: 60,347

Weather: Indoors

	1	2	3	4	Final
Chicago Bears	0	14	7	14	35
Minnesota Vikings	3	6	3	6	18

Team	Q	Play	CHI	MIN
MIN	1	Reveziz 29-yard field goal	0	3
CHI	2	Tillman 1-yard run (Butler kick)	7	3
CHI	2	Jennings 9-yard pass from Walsh (Butler kick)	14	3
MIN	2	Carter 4-yard pass from Moon (Two-pt failed)	14	9
CHI	3	Harris 29-yard run (Butler kick)	21	9
MIN	3	Reveziz 48-yard field goal	21	12
CHI	4	Graham 21-yard pass from Walsh (Butler kick)	28	12
MIN	4	Lee 11-yard pass from Moon (Two-pt failed)	28	18
CHI	4	Miniefield 48-yard fumble return (Butler kick)	35	18

FINAL INDIVIDUAL STATISTICS

Chicago Bears

RUSHING	NO	YDS	AVG	LG	TD
Harris	13	67	5.2	29t	1
Tillman	11	19	1.7	8	1
Walsh	5	5	1.0	5	0
Graham	1	3	3.0	3	0

RECEIVING	NO	YDS	AVG	LG	TD
Graham	4	108	27.0	52	1
Conway	4	56	14.0	23	0
Harris	3	20	6.7	8	0
Carter	1	16	16.0	16	0
Jennings	1	9	9.0	9t	1
Tillman	1	7	7.0	7	0
Green	1	5	5.0	5	0

INTERCEPTIONS	NO	YDS	AVG	LG	TD
Lincoln	1	12	12.0	12	0
Minter	1	7	7.0	7	0

PUNTING	NO	YDS	AVG	LG	IN20	TB
Gardocki	3	116	38.7	45	1	0

PUNT RETURNS	NO	YDS	AVG	LG	TD
Graham	1	1	1.0	1	0

KICKOFF RET.	NO	YDS	AVG	LG	TD
Lewis	2	47	23.5	28	0
Green	1	18	18.0	18	0

PASSING (CHI)	ATT	COMP	YDS	PCT	TD	INT	LG	SK/YDS
Walsh	23	15	221	65.2	2	1	52	1/7

PASSING (MIN)	ATT	COMP	YDS	PCT	TD	INT	LG	SK/YDS
Moon	52	29	292	55.8	2	2	38	2/11
Salisbury	9	4	59	44.4	0	0	18	0/0

Minnesota Vikings

RUSHING	NO	YDS	AVG	LG	TD
Allen	12	27	2.3	10	0
Graham	4	13	3.3	9	0
Moon	2	9	4.5	9	0
Smith	1	0	0.0	0	0

RECEIVING	NO	YDS	AVG	LG	TD
Lee	11	159	14.5	38	1
Carter	8	61	7.6	19	1
P. Jordan	4	35	8.8	16	0
Reed	3	39	13.0	18	0
Ismail	3	29	9.7	20	0
S. Jordan	2	16	8.0	11	0
Palmer	1	11	11.0	11	0
Allen	1	1	1.0	1	0

INTERCEPTIONS	NO	YDS	AVG	LG	TD
Parker	1	10	10.0	10	0

PUNTING	NO	YDS	AVG	LG	IN20	TB
Saxon	4	131	32.8	34	3	0

PUNT RETURNS	NO	YDS	AVG	LG	TD
Palmer	0	0	0.0	0	0

KICKOFF RET.	NO	YDS	AVG	LG	TD
Smith	6	132	22.0	58	0

TEAM STATISTICS	CHI	MIN
Total First Downs	18	22
By Rushing	5	3
By Passing	11	18
By Penalty	2	1
Third Down: Md/Att.	5/11	11/20
Third Down: Eff.	45%	55%
Total Net Yards	308	389
Total Offensive Plays	54	82
Average Per Play	5.7	4.7
Net Yards Rushing	94	49
Total Rushing Plays	30	19
Avg. Per Rush	3.1	2.6
Net Yards Passing	214	340
Sacked/Yards Lost	1/7	2/11
Gross Yards Passing	221	351
Att.-Comp.-Int.	23-15-1	61-33-2
Completion Pct.	65.2	54.1
Punts/Average	3/38.7	4/32.8
Penalties/Yards	6/30	11/85
Fumbles/Lost	1/1	3/2
Field Goals	29	48

_ Denotes Converted Field Goal

Chicago Bears Starting Lineups

WR J. Graham	LE T. Armstrong
LT A. Heck	LT C. Simpson
LG T. Perry	RT C. Zorich
C J. Fontenot	RE A. Spellman
RG J. Leeuwenburg	WLB J. Cain
RT J. Williams	MLB D. Jones
TE M. Cook	SLB V. Smith
WR C. Conway	LCB D. Woolford
QB S. Walsh	RCB M. Douglass
FB R. Harris	SS S. Gayle
RB L. Tillman	FS M. Carrier

Minnesota Vikings Starting Lineups

TE S. Jordan	LE R. Harris
TE A. Jordan	LT H. Thomas
LT T. Steussie	RT J. Randle
LG R. McDaniel	RE J. Harris
C J. Christy	SLB C. Jenkins
RG B. Dafney	MLB J. Del Rio
RT C. Hinton	WLB E. McDaniel
TE J. Cerek	LCB A. Parker
WR C. Carter	RCB D. Washington
QB W. Moon	SS T. Scott
RB T. Allen	FS V. Glenn

1994 NFC Divisional

San Francisco 49ers 44, Chicago Bears 15

January 7, 1995

Candlestick Park

Attendance: 64,644

Weather: 60 degrees; wind S 17 mph

	1	2	3	4	Final
Chicago Bears	3	0	0	12	15
San Francisco 49ers	7	23	7	7	44

Team	Q	Play	CHI	SF
CHI	1	Butler 39-yard field goal	3	0
SF	1	Floyd 2-yard run (Brien kick)	3	7
SF	2	Jones 8-yard pass from Young (kick failed)	3	13
SF	2	Floyd 4-yard run (Brien kick)	3	20
SF	2	Brien 36-yard field goal	3	23
SF	2	Young 6-yard run (Brien kick)	3	30
SF	3	Floyd 1-yard run (Brien kick)	3	37
CHI	4	Flanigan 2-yard pass from Kramer (Two-pt failed)	9	37
SF	4	Walker 1-yard run (Brien kick)	9	44
CHI	4	Tillman 1-yard run (Two-pt failed)	15	44

FINAL INDIVIDUAL STATISTICS

Chicago Bears

RUSHING	NO	YDS	AVG	LG	TD
Harris	8	26	3.3	11	0
Tillman	6	5	0.8	3	1
Green	2	8	4.0	5	0
Walsh	1	0	0.0	0	0
T. Carter	1	0	0.0	0	0

RECEIVING	NO	YDS	AVG	LG	TD
Green	5	43	8.6	22	0
Wetnight	5	39	7.8	19	0
Harris	5	24	4.8	10	0
Graham	4	33	8.3	13	0
Waddle	3	49	16.3	20	0
Conway	3	25	8.3	9	0
Jennings	2	20	10.0	14	0
Tillman	1	4	4.0	4	0
Flanigan	1	2	2.0	2t	1

INTERCEPTIONS	NO	YDS	AVG	LG	TD
None					

PUNTING	NO	YDS	AVG	LG	IN20	TB
Gardocki	4	147	36.8	50	0	0

PUNT RETURNS	NO	YDS	AVG	LG	TD
Graham	0	0	0.0	0	0

KICKOFF RET.	NO	YDS	AVG	LG	TD
Lewis	5	125	25.0	32	0
Green	1	12	12.0	12	0

PASSING (CHI)	ATT	COMP	YDS	PCT	TD	INT	LG	SK/YDS
Kramer	28	19	161	67.9	1	0	20	4/31
Walsh	19	10	78	52.6	0	2	22	0/0

PASSING (SF)	ATT	COMP	YDS	PCT	TD	INT	LG	SK/YDS
Young	22	16	143	72.3	1	0	18	1/5
Grbac	4	2	47	50.0	0	0	44	0/0

San Francisco 49ers

RUSHING	NO	YDS	AVG	LG	TD
Watters	11	55	5.0	15	0
Floyd	10	25	2.5	5	3
Young	5	32	6.4	7	1
Grbac	4	-5	-1.3	0	0
Carter	3	20	6.7	23	0
Walker	3	3	1.0	2	1
Taylor	1	15	15.0	15	0

RECEIVING	NO	YDS	AVG	LG	TD
Jones	5	26	5.2	11	1
Taylor	4	51	12.8	15	0
Rice	4	48	12.0	18	0
Watters	3	18	6.0	11	0
D. Carter	1	44	44.0	44	0
Popson	1	3	3.0	3	0

INTERCEPTIONS	NO	YDS	AVG	LG	TD
Hanks	1	31	31.0	31	0
Davis	1	0	0.0	0	0

PUNTING	NO	YDS	AVG	LG	IN20	TB
Wilmsmeyer	2	77	38.5	39	0	1

PUNT RETURNS	NO	YDS	AVG	LG	TD
D. Carter	2	6	3.0	6	0

KICKOFF RET.	NO	YDS	AVG	LG	TD
Walker	1	14	14.0	14	0
D. Carter	1	10	10.0	10	0

TEAM STATISTICS	CHI	SF
Total First Downs	20	27
By Rushing	4	13
By Passing	13	11
By Penalty	3	3
Third Down: Md/Att:	8/16	4/9
Third Down: Eff.	50%	44%
Total Net Yards	247	330
Total Offensive Plays	69	64
Average Per Play	3.6	5.2
Net Yards Rushing	39	145
Total Rushing Plays	18	37
Avg. Per Rush	2.2	3.9
Net Yards Passing	208	185
Sacked/Yards Lost	4/31	1/5
Gross Yards Passing	239	190
Att.-Comp.-Int.	47-29-2	26-18-0
Completion Pct.	61.7	69.2
Punts/Average	4/36.8	2/38.5
Penalties/Yards	4/32	3/16
Fumbles/Lost	2/0	3/1
Field Goals	3/9	3/6

Denotes Converted Field Goal

Chicago Bears Starting Lineups

WR J. Graham	LE T. Armstrong
LT A. Heck	LT C. Simpson
LG T. Perry	RT C. Zorich
C J. Fontenot	RE A. Spellman
RG J. Leeuwenburg	WLB J. Cain
RT J. Williams	MLB D. Jones
TE K. Jennings	SLB V. Smith
WR C. Conway	LCB D. Woolford
QB S. Walsh	RCB J. Lincoln
FB R. Harris	SS S. Gayle
TE R. Wetnight	FS M. Carrier

San Francisco 49ers Starting Lineups

SE J. Taylor	LE D. Brown
LT S. Wallace	LT B. Young
LG J. Sapolu	RT D. Stubblefield
C B. Oates	RE R. Jackson
RG D. Deese	LLB L. Woodall
RT H. Barton	MLB G. Plummer
TE B. Jones	RLB K. Norton
FL J. Rice	LCB E. Davis
QB S. Young	RCB D. Sanders
RB R. Watters	SS T. McDonald
FB W. Floyd	FS M. Hanks

2001 NFC Divisional

Philadelphia Eagles 33, Chicago Bears 19

January 19, 2002

Soldier Field

Attendance: 66,944

Weather: 31 degrees; wind W 8 mph

	1	2	3	4	Final
Philadelphia Eagles	6	7	7	13	33
Chicago Bears	0	7	7	5	19

Team	Q	Play	PHI	CHI
PHI	1	Akers 34-yard field goal	3	0
PHI	1	Akers 23-yard field goal	6	0
CHI	2	Merritt 47-yard run (Edinger kick)	6	7
PHI	2	Martin 13-yard pass from McNabb (Akers kick)	13	7
CHI	3	Azumah 39-yard interception return (Edinger kick)	13	14
PHI	3	Staley 6-yard pass from McNabb (Akers kick)	20	14
CHI	4	Edinger 38-yard field goal	20	17
PHI	4	Akers 40-yard field goal	23	17
PHI	4	Akers 46-yard field goal	26	17
PHI	4	McNabb 5-yard run (Akers kick)	33	17
CHI	4	Safety, Landeta OB in end zone	33	19

FINAL INDIVIDUAL STATISTICS

Chicago Bears

RUSHING	NO	YDS	AVG	LG	TD
Thomas	15	36	2.4	6	0
Johnson	3	7	2.3	3	0
Allen	2	7	3.5	4	0
Merritt	1	47	47.1	47	1
White	1	15	15.0	15	0
Matthews	1	-1	-1.0	-1	0

RECEIVING	NO	YDS	AVG	LG	TD
White	4	30	7.5	12	0
Booker	2	18	9.0	14	0
Terrell	2	18	9.0	11	0
Thomas	1	11	11.0	11	0
Allen	1	9	9.0	9	0
Baxter	1	3	3.0	3	0

INTERCEPTIONS	NO	YDS	AVG	LG	TD
Azumah	1	39	39.0	39	1

PUNTING	NO	YDS	AVG	LG	IN20	TB
Maynard	5	191	38.2	54	1	0

PUNT RETURNS	NO	YDS	AVG	LG	TD
McQuarters	1	10	10.0	10	0
Johnson	1	3	3.0	3	0

KICKOFF RET.	NO	YDS	AVG	LG	TD
Denson	6	120	20.0	24	0
Johnson	2	60	30.0	32	0

PASSING (CHI)	ATT	COMP	YDS	PCT	TD	INT	LG	SK/YDS	RATING
Matthews	17	8	66	47.1	0	2	12	1/9	17.9
Miller	5	3	23	60.0	0	1	14	1/7	31.7

PASSING (PHI)	ATT	COMP	YDS	PCT	TD	INT	LG	SK/YDS	RATING
McNabb	40	26	262	65.0	2	1	43	2/13	89.8

Philadelphia Eagles

RUSHING	NO	YDS	AVG	LG	TD
Staley	18	66	3.7	13	0
McNabb	8	37	4.6	14	1
Buckhalter	3	5	1.7	2	0
Reader	1	-1	-1.0	-1	0
Landeta	1	-20	-20.0	-20	0

RECEIVING	NO	YDS	AVG	LG	TD
Staley	7	54	7.7	14	1
Thrash	5	73	14.6	43	0
Lewis	3	32	10.7	14	0
Martin	3	18	6.0	13	1
Thomason	2	39	19.5	30	0
Pinkston	2	19	9.5	13	0
Mitchell	2	14	7.0	8	0
Buckhalter	2	13	6.5	9	0

INTERCEPTIONS	NO	YDS	AVG	LG	TD
Moore	1	18	18.0	18	0
Cook	1	15	15.0	15	0
Emmons	1	0	0.0	0	0

PUNTING	NO	YDS	AVG	LG	IN20	TB
Landeta	4	166	41.5	49	1	0

PUNT RETURNS	NO	YDS	AVG	LG	TD
Mitchell	2	27	13.5	15	0

KICKOFF RET.	NO	YDS	AVG	LG	TD
Mitchell	4	84	21.0	30	0

TEAM STATISTICS	CHI	PHI
Total First Downs	10	19
By Rushing	6	6
By Passing	2	13
By Penalty	2	0
Third Down: Md/Att.	5/14	4/15
Third Down: Eff.	36%	27%
Total Net Yards	184	336
Total Offensive Plays	47	73
Average Per Play	3.9	4.6
Net Yards Rushing	111	87
Total Rushing Plays	23	31
Avg. Per Rush	4.8	2.8
Net Yards Passing	73	249
Sacked/Yards Lost	2/16	2/13
Gross Yards Passing	89	262
Att.-Comp.-Int.	22-11-3	40-26-1
Completion Pct.	50.0	65.0
Punts/Average	5/38.2	4/41.5
Penalties/Yards	1/5	6/60
Fumbles/Lost	1/1	0/0
Field Goals	3	3 , 23 , 40 , 46

_ Denotes Converted Field Goal

Chicago Bears Starting Lineups

WR D. Terrell	LE B. Robinson
LT B. Brockermeyer	LT T. Washington
LG R. Tucker	RT K. Traylor
C O. Kreuzt	RE P. Daniels
RG C. Villarrial	WLB W. Holdman
RT J. Williams	MLB B. Urlacher
TE F. Baxter	SLB R. Colvin
WR M. Booker	LCB R. McQuarters
QB J. Miller	RCB W. Harris
RB A. Thomas	SS T. Parrish
TE J. Davis	FS M. Brown

Philadelphia Eagles Starting Lineups

WR T. Pinkston	LE B. Whiting
LT Tr. Thomas	LT C. Simon
LG J. Welbourn	RT P. Grasmanis
C H. Fraley	RE H. Douglas
RG J. Mayberry	WLB M. Caldwell
RT J. Runyan	MLB J. Trotter
TE C. Lewis	SLB C. Emmons
WR J. Thrash	LCB T. Vincent
QB D. McNabb	RCB B. Taylor
RB D. Staley	FS B. Dawkins
FB C. Martin	SS D. Moore

2005 NFC Divisional

Carolina Panthers 29, Chicago Bears 21

January 15, 2006

Soldier Field

Attendance: 62,209

Weather: 40 degrees; wind SE 15 mph

	1	2	3	4	Final
Carolina Panthers	7	9	7	6	29
Chicago Bears	0	7	7	7	21

Team	Q	Play	CAR	CHI
CAR	1	Smith 58-yard pass from Delhomme (Kasay kick)	7	0
CAR	2	Kasay 20-yard field goal	10	0
CAR	2	Kasay 38-yard field goal	13	0
CHI	2	Peterson 1-yard run (Gould kick)	13	7
CAR	2	Kasay 37-yard field goal	16	7
CHI	3	Clark 1-yard pass from Grossman (Gould kick)	16	14
CAR	3	Smith 39-yard pass from Delhomme (Kasay kick)	23	14
CHI	4	McKie 3-yard run (Gould kick)	23	21
CAR	4	Mangum 1-yard pass from Delhomme (kick failed)	29	21

FINAL INDIVIDUAL STATISTICS

Chicago Bears

RUSHING	NO	YDS	AVG	LG	TD
Jones	20	80	4.0	24	0
Peterson	5	9	1.8	5	1
Grossman	1	5	5.0	5	0
McKie	1	3	3.0	3t	1

RECEIVING	NO	YDS	AVG	LG	TD
Berrian	5	68	13.6	17	0
Muhammad	3	58	19.3	24	0
Jones	3	30	10.0	27	0
Gage	3	28	9.3	24	0
Clark	2	5	2.5	4	1
Peterson	1	3	3.0	3	0

INTERCEPTIONS	NO	YDS	AVG	LG	TD
Urlacher	1	20	20.0	20	0

PUNTING	NO	YDS	AVG	LG	IN20	TB
Maynard	7	246	35.1	54	0	0

PUNT RETURNS	NO	YDS	AVG	LG	TD
Vasher	2	1	0.5	6	0

KICKOFF RET.	NO	YDS	AVG	LG	TD
Davis	5	115	23.0	31	0
Peterson	1	17	17.0	17	0

PASSING (CHI) ATT	COMP	YDS	PCT	TD	INT	LG	SK/YDS	RATING
Grossman	41	17	192	41.5	1	1	27	1/7 54.1

PASSING (CAR) ATT	COMP	YDS	PCT	TD	INT	LG	SK/YDS	RATING
Delhomme	33	24	319	72.7	3	1	58t	1/8 120.6

Carolina Panthers

RUSHING	NO	YDS	AVG	LG	TD
Foster	16	54	3.4	17	0
Goings	10	34	3.4	10	0
Smith	3	26	8.7	22	0
Delhomme	2	9	4.5	9	0

RECEIVING	NO	YDS	AVG	LG	TD
Smith	12	218	18.2	58t	2
Proehl	3	28	9.3	11	0
Carter	2	43	21.5	29	0
Hoover	2	13	6.5	7	0
Goings	1	14	14.0	14	0
Colbert	1	9	9.0	9	0
Foster	1	3	3.0	3	0
Mangum	1	1	1.0	1t	1
Robertson	1	-10	-10.0	-10	0

INTERCEPTIONS	NO	YDS	AVG	LG	TD
Lucas	1	1	1.0	1	0

PUNTING	NO	YDS	AVG	LG	IN20	TB
Baker	5	206	41.2	47	3	1

PUNT RETURNS	NO	YDS	AVG	LG	TD
Smith	2	-1	-0.5	0	0

KICKOFF RET.	NO	YDS	AVG	LG	TD
Robertson	4	100	25.0	34	0

TEAM STATISTICS	CAR	CHI
Total First Downs	21	23
By Rushing	6	6
By Passing	14	11
By Penalty	1	6
Third Down: Md/Att.	5/12	3/13
Third Down: Eff.	42%	23%
Total Net Yards	434	282
Total Offensive Plays	65	69
Average Per Play	6.7	4.1
Net Yards Rushing	123	97
Total Rushing Plays	31	27
Avg. Per Rush	4.0	3.6
Net Yards Passing	311	185
Sacked/Yards Lost	1/8	1/7
Gross Yards Passing	319	192
Att.-Comp.-Int.	33-24-1	41-17-1
Completion Pct.	72.7	41.5
Punts/Average	5/41.2	7/35.1
Penalties/Yards	9/50	4/19
Fumbles/Lost	3/0	0/0
Field Goals	20, 38, 37	
_ Denotes Converted Field Goal		

Chicago Bears Starting Lineups

WR M. Muhammad	LE A. Ogunleye
LT J. Tait	LT T. Harris
LG R. Brown	RT I. Scott
C O. Kreuzt	RE A. Brown
RG R. Garza	WLB L. Briggs
RT F. Miller	MLB B. Urlacher
TE D. Clark	SLB H. Hillenmeyer
WR J. Gage	LCB C. Tillman
QB R. Grossman	RCB N. Vasher
RB T. Jones	SS M. Brown
TE J. McKie	FS C. Harris

Carolina Panthers Starting Lineups

WR S. Smith	LE J. Peppers
LT T. Wharton	LT B. Buckner
LG M. Wahle	RT J. Carstens
C J. Mitchell	RE M. Rucker
RG T. Reyes	WLB W. Witherspoon
RT J. Gross	MLB D. Morgan
WR M. Gaines	SLB B. Short
WR K. Colbert	LCB C. Gamble
QB J. Delhomme	RCB K. Lucas
RB D. Foster	SS M. McCree
FB B. Hoover	FS M. Minter

2006 NFC Divisional

Chicago Bears 27, Seattle Seahawks 24 OT

January 14, 2007

Soldier Field

Attendance: 62,184

Weather: 32 degrees; wind N 8 mph

	1	2	3	4	OT	Final
Seattle Seahawks	0	14	10	0	0	24
Chicago Bears	7	14	0	3	3	27

Team	Q	Play	SEA	CHI
CHI	1	Jones 9-yard run (Gould kick)	0	7
SEA	2	Burleson 16-yard pass from Hasselbeck (Brown kick)	7	7
CHI	2	Berrian 68-yard pass from Grossman (Gould kick)	7	14
SEA	2	Alexander 4-yard run (Brown kick)	14	14
CHI	2	Jones 7-yard run (Gould kick)	14	21
SEA	3	Brown 40-yard field goal	17	21
SEA	3	Alexander 13-yard run (Brown kick)	24	21
CHI	4	Gould 41-yard field goal	24	24
CHI	5	Gould 49-yard field goal	24	27

FINAL INDIVIDUAL STATISTICS

Chicago Bears

RUSHING	NO	YDS	AVG	LG	TD
Jones	21	66	3.1	9	2
Benson	12	45	3.8	12	0
Davis	1	9	9.0	9	0

RECEIVING	NO	YDS	AVG	LG	TD
Berrian	5	105	21.0	68t	1
Davis	4	84	21.0	37	0
Muhammad	3	38	12.7	21	0
Benson	3	24	8.0	11	0
Jones	2	6	3.0	3	0
Clark	1	13	13.0	13	0
Bradley	1	5	5.0	5	0
Reid	1	5	5.0	5	0
McKie	1	2	2.0	2	0

INTERCEPTIONS	NO	YDS	AVG	LG	TD
R. Manning	1	6	6.0	6	0

PUNTING	NO	YDS	AVG	LG	IN20	TB
Maynard	6	242	40.3	51	1	1

PUNT RETURNS	NO	YDS	AVG	LG	TD
Hester	3	5	1.7	5	0

KICKOFF RET.	NO	YDS	AVG	LG	TD
Hester	3	53	17.7	20	0
Reid	1	20	20.0	20	0

PASSING (CHI) ATT	COMP	YDS	PCT	TD	INT	LG	SK/YDS	RATING	
Grossman	38	21	282	55.2	1	1	68t	3/31	76.9

PASSING (SEA) ATT	COMP	YDS	PCT	TD	INT	LG	SK/YDS	RATING	
Hasselbeck	33	18	195	54.5	1	1	24	3/16	69.6

Seattle Seahawks

RUSHING	NO	YDS	AVG	LG	TD
Alexander	26	108	4.2	13t	2
Morris	4	11	2.8	6	0
Hasselbeck	1	8	8.0	8	0

RECEIVING	NO	YDS	AVG	LG	TD
Jackson	4	49	12.3	24	0
Branch	4	48	12.0	22	0
Engram	3	32	10.7	16	0
Heller	3	20	6.7	10	0
Stevens	2	18	9.0	10	0
Burleson	1	16	16.0	16t	1
Alexander	1	12	12.0	0	0

INTERCEPTIONS	NO	YDS	AVG	LG	TD
Hunter	1	16	16.0	16	0

PUNTING	NO	YDS	AVG	LG	IN20	TB
Plackemeier	6	218	36.3	56	2	0

PUNT RETURNS	NO	YDS	AVG	LG	TD
Burleson	3	2	0.7	2	0

KICKOFF RET.	NO	YDS	AVG	LG	TD
Burleson	6	166	27.7	41	0

TEAM STATISTICS	SEA	CHI
Total First Downs	18	21
By Rushing	12	8
By Passing	6	10
By Penalty	0	3
Third Down: Md/Att.	5/15	8/20
Third Down: Eff.	33%	40%
Total Net Yards	306	371
Total Offensive Plays	67	75
Average Per Play	4.6	4.9
Net Yards Rushing	127	120
Total Rushing Plays	31	34
Avg. Per Rush	4.1	3.5
Net Yards Passing	179	251
Sacked/Yards Lost	3/16	3/31
Gross Yards Passing	195	282
Att.-Comp.-Int.	33-18-1	38-21-1
Completion Pct.	54.5	55.2
Punts/Average	6/36.3	6/40.3
Penalties/Yards	4/16	5/40
Fumbles/Lost	0/0	4/1
Field Goals	4/0	4/1, 4/9

— Denotes Converted Field Goal

Chicago Bears Starting Lineups

WR M. Muhammad	LE A. Ogunleye
LT J. Tait	LT Ta. Johnson
LG R. Brown	RT I. Scott
C O. Kreutz	RE A. Brown
RG R. Garza	WLB L. Briggs
RT F. Miller	MLB B. Urlacher
TE D. Clark	SLB H. Hillenmeyer
WR B. Berrian	LCB C. Tillman
QB R. Grossman	RCB N. Vasher
RB T. Jones	SS C. Harris
FB J. McKie	FS D. Manning

Seattle Seahawks Starting Lineups

WR D. Branch	LE B. Fisher
LT W. Jones	LT C. Darby
LG R. Sims	RT R. Bernard
C C. Spencer	RE G. Wistrom
RG C. Gray	WLB L. Hill
RT S. Locklear	MLB L. Tatupu
TE J. Stevens	SLB J. Peterson
TE W. Heller	LCB J. Babineaux
WR D. Jackson	RCB K. Jennings
QB M. Hasselbeck	SS M. Bouliaware
RB S. Alexander	FS K. Hamlin

2006 NFC Championship

Chicago Bears 39, New Orleans Saints 14

January 21, 2007

Soldier Field

Attendance: 61,817

Weather: 28 degrees; wind E 10 mph

	1	2	3	4	Final
New Orleans Saints	0	7	7	0	14
Chicago Bears	3	13	2	21	39

Team	Q	Play	NO	CHI
CHI	1	Gould 19-yard field goal	0	3
CHI	2	Gould 43-yard field goal	0	6
CHI	2	Gould 24-yard field goal	0	9
CHI	2	Jones 2-yard run (Gould kick)	0	16
NO	2	Colston 13-yard pass from Brees (Carney kick)	7	16
NO	3	Bush 88-yard pass from Brees (Carney kick)	14	16
CHI	3	Penalty of Brees enforced in end zone for safety	14	18
CHI	4	Berrian 33-yard pass from Grossman (Gould kick)	14	25
CHI	4	Benson 12-yard run (Gould kick)	14	32
CHI	4	Jones 15-yard run (Gould kick)	14	39

FINAL INDIVIDUAL STATISTICS

Chicago Bears

RUSHING	NO	YDS	AVG	LG	TD
Jones	19	123	6.5	33	2
Benson	24	60	2.5	12t	1
Davis	1	16	16.0	16	0
Grossman	2	-3	-1.5	-1	0

RECEIVING	NO	YDS	AVG	LG	TD
Berrian	5	85	17.0	33t	1
McKie	3	6	2.0	4	0
Clark	1	30	30.0	30	0
Muhammad	1	20	20.0	20	0
Gilmore	1	3	3.0	3	0

INTERCEPTIONS	NO	YDS	AVG	LG	TD
Vasher	1	0	0.0	0	0

PUNTING	NO	YDS	AVG	LG	IN20	TB
Maynard	7	332	47.4	66	4	1

PUNT RETURNS	NO	YDS	AVG	LG	TD
Hester	2	24	12.0	14	0

KICKOFF RET.	NO	YDS	AVG	LG	TD
Hester	3	39	13.0	19	0

PASSING (CHI)	ATT	COMP	YDS	PCT	TD	INT	LG	SK/YDS	RATING
Grossman	26	11	144	42.3	1	0	33t	0/0	73.2

PASSING (NO)	ATT	COMP	YDS	PCT	TD	INT	LG	SK/YDS	RATING
Brees	49	27	354	55.1	2	1	88t	3/35	83.2

New Orleans Saints

RUSHING	NO	YDS	AVG	LG	TD
Bush	4	19	4.8	12	0
McAllister	6	18	3.0	6	0
Karney	1	11	11.0	11	0
Brees	1	8	8.0	8	0

RECEIVING	NO	YDS	AVG	LG	TD
Bush	7	132	18.9	88t	1
Colston	5	63	12.6	29	1
Miller	4	31	7.8	12	0
Copper	3	29	9.7	14	0
McAllister	3	27	9.0	15	0
Henderson	2	57	28.5	40	0
Campbell	2	6	3.0	5	0
Karney	1	9	9.0	9	0

INTERCEPTIONS	NO	YDS	AVG	LG	TD
None					

PUNTING	NO	YDS	AVG	LG	IN20	TB
Weatherford	5	194	38.8	45	1	1

PUNT RETURNS	NO	YDS	AVG	LG	TD
Bush	3	10	3.3	8	0
Lewis	1	5	5.0	5	0

KICKOFF RET.	NO	YDS	AVG	LG	TD
Lewis	7	132	18.9	25	0

TEAM STATISTICS	NO	CHI
Total First Downs	15	18
By Rushing	3	12
By Passing	12	6
By Penalty	0	0
Third Down: Md/Att.	5/13	3/16
Third Down: Eff.	38%	19%
Total Net Yards	375	340
Total Offensive Plays	64	72
Average Per Play	5.9	4.7
Net Yards Rushing	56	196
Total Rushing Plays	12	46
Avg. Per Rush	4.7	4.3
Net Yards Passing	319	144
Sacked/Yards Lost	3/35	0/0
Gross Yards Passing	354	144
Att.-Comp.-Int.	49-27-1	26-11-0
Completion Pct.	55.1	42.3
Punts/Average	5/38.8	7/47.4
Penalties/Yards	7/47	1/5
Fumbles/Lost	4/3	1/0
Field Goals	47	19, 43.

- Denotes Converted Field Goal

Chicago Bears Starting Lineups

WR M. Muhammad	LE A. Ogunleye
LT J. Tait	LT Ta. Johnson
LG R. Brown	RT I. Scott
C O. Kreuzt	RE A. Brown
RG R. Garza	WLB L. Briggs
RT F. Miller	MLB B. Urlacher
TE D. Clark	DB R. Manning
WR B. Berrian	LCB C. Tillman
QB R. Grossman	RCB N. Vasher
RB T. Jones	SS C. Harris
FB J. McKie	FS D. Manning

New Orleans Saints Starting Lineups

WR M. Colston	LE C. Grant
LT J. Brown	LT H. Thomas
LG J. Nesbit	RT B. Young
C J. Faine	RE W. Smith
RG J. Evans	WLB S. Shanle
RT J. Stinchcomb	MLB M. Simoneau
TE M. Campbell	SLB S. Fujita
WR T. Copper	LCB M. McKenzie
QB D. Brees	RCB F. Thomas
RB D. McAllister	SS J. Bellamy
RB R. Bush	FS J. Bullocks

Super Bowl XLI

Indianapolis Colts 29, Chicago Bears 17

February 4, 2007

Dolphin Stadium

Attendance: 74,512

Weather: 67 degrees; wind N 10 mph, rain

	1	2	3	4	Final
Indianapolis Colts	6	10	6	7	29
Chicago Bears	14	0	3	0	17

Team	Q	Play	IND	CHI
CHI	1	Hester 92-yard kickoff return (Gould kick)	0	7
IND	1	Wayne 53-yard pass from Manning (kick aborted)	6	7
CHI	1	Muhammad 4-yard pass from Grossman (Gould kick)	6	14
IND	2	Vinatieri 29-yard field goal	9	14
IND	2	Rhodes 1-yard run (Vinatieri kick)	16	14
IND	3	Vinatieri 24-yard field goal	19	14
IND	3	Vinatieri 20-yard field goal	22	14
CHI	3	Gould 44-yard field goal	22	17
IND	4	Hayden 56-yard interception return (Vinatieri kick)	29	17

FINAL INDIVIDUAL STATISTICS

Chicago Bears

RUSHING	NO	YDS	AVG	LG	TD
Jones	15	112	7.5	52	0
Grossman	2	0	0.0	0	0
Benson	2	-1	-0.5	4	0

RECEIVING	NO	YDS	AVG	LG	TD
Clark	6	64	10.7	18	0
Berrian	4	38	9.5	14	0
Jones	4	18	4.5	14	0
Muhammad	3	35	11.7	22	1
McKie	2	8	4.0	4	0
Davis	1	2	2.0	2	0

INTERCEPTIONS	NO	YDS	AVG	LG	TD
C. Harris	1	6	6.0	6	0

PUNTING	NO	YDS	AVG	LG	IN20	TB
Maynard	5	226	45.2	58	0	1

PUNT RETURNS	NO	YDS	AVG	LG	TD
Hester	1	3	3.0	3	0

KICKOFF RET.	NO	YDS	AVG	LG	TD
Gilmore	2	12	6.0	9	0
Hester	1	92	92.0	92t	1
Davis	1	15	15.0	15	0
Peterson	1	10	10.0	10	0
Reid	1	9	9.0	9	0

PASSING (CHI) ATT	COMP	YDS	PCT	TD	INT	LG	SK/YDS	RATING
Grossman	28	20	165	71.4	1	2	22	1/11 68.3

PASSING (IND) ATT	COMP	YDS	PCT	TD	INT	LG	SK/YDS	RATING
Manning	38	25	247	65.7	1	1	53t	1/8 81.8

Indianapolis Colts

RUSHING	NO	YDS	AVG	LG	TD
Rhodes	21	113	5.4	36	1
Addai	19	77	4.1	14	0
Clark	1	1	1.0	1	0
Manning	1	0	0.0	0	0

RECEIVING	NO	YDS	AVG	LG	TD
Addai	10	66	6.6	12	0
Harrison	5	59	11.8	22	0
Clark	4	36	9.0	17	0
Wayne	2	61	30.5	53t	1
Fletcher	2	9	4.5	6	0
Rhodes	1	8	8.0	8	0
Utecht	1	8	8.0	8	0

INTERCEPTIONS	NO	YDS	AVG	LG	TD
Hayden	1	56	56.0	56t	1
Sanders	1	38	38.0	38	0

PUNTING	NO	YDS	AVG	LG	IN20	TB
Smith	4	162	40.5	50	2	1

PUNT RETURNS	NO	YDS	AVG	LG	TD
Wilkins	3	42	14.0	18	0

KICKOFF RET.	NO	YDS	AVG	LG	TD
Wilkins	4	89	22.3	28	0

TEAM STATISTICS	IND	CHI
Total First Downs	24	11
By Rushing	12	3
By Passing	11	8
By Penalty	1	0
Third Down: Md/Att	8/18	3/10
Third Down: Eff.	44%	30%
Total Net Yards	430	265
Total Offensive Plays	81	48
Average Per Play	5.3	5.5
Net Yards Rushing	191	111
Total Rushing Plays	42	19
Avg. Per Rush	4.5	5.8
Net Yards Passing	239	154
Sacked/Yards Lost	1/8	1/11
Gross Yards Passing	247	165
Att.-Comp.-Int.	38-25-1	28-20-2
Completion Pct.	65.7	71.4
Punts/Average	4/40.5	5/45.2
Penalties/Yards	6/40	4/35
Fumbles/Lost	2/2	4/3
Field Goals	29, 36, 44	24, 20

Denotes Converted Field Goal

Chicago Bears Starting Lineups

WR M. Muhammad	LE A. Ogunleye
LT J. Tait	LT Ta. Johnson
LG R. Brown	RT I. Scott
C O. Kreutz	RE A. Brown
RG R. Garza	WLB L. Briggs
RT F. Miller	MLB B. Urlacher
TE D. Clark	SLB H. Hillenmeyer
WR B. Berrian	LCB C. Tillman
QB R. Grossman	RCB N. Vasher
RB T. Jones	SS C. Harris
FB J. McKie	FS D. Manning

Indianapolis Colts Starting Lineups

WR R. Wayne	LE R. Mathis
LT T. Glenn	LT A. McFarland
LG R. Lilja	RT R. Brock
C J. Saturday	RE D. Freeny
RG J. Scott	WLB C. June
RT R. Diem	MLB G. Brackett
TE D. Clark	SLB R. Morris
WR M. Harrison	LCB N. Harper
QB P. Manning	RCB J. David
RB J. Addai	SS A. Bethea
HB B. Utecht	FS B. Sanders

2010 NFC Divisional

Chicago Bears 35, Seattle Seahawks 24

January 16, 2011

Soldier Field

Attendance: 62,265

Weather: 24 degrees; wind WNW 4 mph

	1	2	3	4	Final
Seattle Seahawks	0	0	3	21	24
Chicago Bears	14	7	7	7	35

Team	Q	Play	SEA	CHI
CHI	1	Olsen 58-yard pass from Cutler (Gould kick)	0	7
CHI	1	Taylor 1-yard run (Gould kick)	0	14
CHI	2	Cutler 6-yard run (Gould kick)	0	21
CHI	3	Cutler 9-yard run (Gould kick)	0	28
SEA	3	Mare 30-yard field goal	3	28
SEA	4	Williams 2-yard pass from Hasselbeck (Mare kick)	10	28
CHI	4	K. Davis 39-yard pass from Cutler (Gould kick)	10	35
SEA	4	Williams 3-yard pass from Hasselbeck (Mare kick)	17	35
SEA	4	Stokley 9-yard pass from Hasselbeck (Mare kick)	24	35

FINAL INDIVIDUAL STATISTICS

Chicago Bears

RUSHING	NO	YDS	AVG	LG	TD
Forté	25	80	3.2	11	0
Taylor	11	44	4.0	11	1
Cutler	8	43	5.4	21	2
Bennett	1	9	9.0	9	0

RECEIVING	NO	YDS	AVG	LG	TD
Knox	4	48	12.0	18	0
Olsen	3	113	37.7	58t	1
Forté	3	54	18.0	26	0
K. Davis	2	42	21.0	39t	1
Hester	2	4	2.0	6	0
Bennett	1	13	13.0	13	0

INTERCEPTIONS	NO	YDS	AVG	LG	TD
None					

PUNTING	NO	YDS	AVG	LG	IN20	TB
Maynard	5	195	39.0	47	3	0

PUNT RETURNS	NO	YDS	AVG	LG	TD
Hester	2	30	15.0	26	0

KICKOFF RET.	NO	YDS	AVG	LG	TD
Manning	1	18	18.0	18	0
Hester	1	6	6.0	6	0
Knox	1	0	0.0	0	0

PASSING (CHI) ATT	COMP	YDS	PCT	TD	INT	LG	SK/YDS	RATING
Cutler	28	15	274	53.6	2	0	58t	3/13 111.3
Forté	1	0	0	0.0	0	1	0	0/0 0.0

PASSING (SEA) ATT	COMP	YDS	PCT	TD	INT	LG	SK/YDS	RATING
Hasselbeck	46	26	258	56.5	3	0	46	2/16 94.3

Seattle Seahawks

RUSHING	NO	YDS	AVG	LG	TD
Tate	1	13	13.0	13	0
Forsett	4	9	2.3	8	0
Washington	1	9	9.0	9	0
Lynch	4	2	0.5	4	0
Robinson	1	1	1.0	1	0
Hasselbeck	1	0	0.0	0	0

RECEIVING	NO	YDS	AVG	LG	TD
Stokley	8	85	10.6	21	1
Obomanu	4	68	17.0	46	0
Williams	4	15	3.8	7	2
Morrah	3	25	8.3	10	0
Forsett	3	25	8.3	16	0
Carlson	1	14	14.0	14	0
Martin	1	13	13.0	13	0
Washington	1	10	10.0	10	0
Robinson	1	3	3.0	3	0

INTERCEPTIONS	NO	YDS	AVG	LG	TD
Curry	1	23	23.0	23	0

PUNTING	NO	YDS	AVG	LG	IN20	TB
Ryan	9	315	35.0	42	1	0

PUNT RETURNS	NO	YDS	AVG	LG	TD
Tate	1	11	11.0	11	0

KICKOFF RET.	NO	YDS	AVG	LG	TD
Washington	5	143	28.6	62	0

TEAM STATISTICS	SEA	CHI
Total First Downs	18	21
By Rushing	1	11
By Passing	14	10
By Penalty	3	0
Third Down: Md/Att:	3/14	10/18
Third Down: Eff:	21%	56%
Total Net Yards	276	437
Total Offensive Plays	60	77
Average Per Play	4.6	5.7
Net Yards Rushing	34	176
Total Rushing Plays	12	45
Avg. Per Rush	2.8	3.9
Net Yards Passing	242	261
Sacked/Yards Lost	2/16	3/13
Gross Yards Passing	258	274
Att.-Comp.-Int.	46-26-0	29-15-1
Completion Pct.	56.5	51.7
Punts/Average	9/35.0	5/39.0
Penalties/Yards	3/20	8/71
Fumbles/Lost	1/0	2/0
Field Goals	3/0	3/0

- Denotes Converted Field Goal

Chicago Bears Starting Lineups

WR J. Knox	LE I. Idonijje
LT F. Omiyale	DT T. Harris
LG C. Williams	NT A. Adams
C O. Kreuzt	RE J. Peppers
RG R. Garza	MLB L. Briggs
RT J. Webb	WLB B. Urlacher
TE G. Olsen	LCB T. Jennings
WR D. Hester	RCB C. Tillman
QB J. Cutler	SS D. Manning
RB M. Forté	FS C. Harris
FB B. Manumaleuna	D Moore

Seattle Seahawks Starting Lineups

WR B. Obomanu	LE C. Clemons
LT R. Okung	LT B. Mebane
LG T. Polumbus	RT C. Cole
C C. Spencer	RE K. Balmer
RG M. Gibson	OLB D. Hawthorne
RT S. Locklear	MLB L. Tatupu
WR B. Stokley	OLB A. Curry
WR M. Williams	LCB M. Trufant
QB M. Hasselbeck	RCB K. Jennings
RB L. Washington	SS L. Milloy
RB J. Forsett	FS E. Thomas

2010 NFC Championship

Green Bay Packers 21, Chicago Bears 14

January 23, 2011

Soldier Field

Attendance: 62,377

Weather: 20 degrees; wind SE 14 mph

	1	2	3	4	Final
Green Bay Packers	7	7	0	7	21
Chicago Bears	0	0	0	14	14

Team	Q	Play	GB	CHI
GB	1	Rodgers 1-yard run (Crosby kick)	7	0
GB	2	Stark 4-yard run (Crosby kick)	14	0
CHI	4	Taylor 1-yard run (Gould kick)	14	7
GB	4	Raji 18-yard interception return (Crosby kick)	21	7
CHI	4	Bennett 35-yard pass from Hanie (Gould kick)	21	14

FINAL INDIVIDUAL STATISTICS

Chicago Bears

RUSHING	NO	YDS	AVG	LG	TD
Forté	17	70	4.1	14	0
Cutler	2	10	5.0	9	0
Hanie	1	3	3.0	3	0
Taylor	3	2	0.7	4	1
Bennett	1	-2	-2.0	-2	0

RECEIVING	NO	YDS	AVG	LG	TD
Forté	10	90	9.0	24	0
Bennett	3	45	15.0	35t	1
Olsen	3	30	10.0	13	0
Knox	2	56	28.0	32	0
Taylor	1	12	12.0	12	0

INTERCEPTIONS	NO	YDS	AVG	LG	TD
Urlacher	1	39	39.0	39	0
Briggs	1	4	4.0	4	0

PUNTING	NO	YDS	AVG	LG	IN20	TB
Maynard	9	334	37.1	48	2	1

PUNT RETURNS	NO	YDS	AVG	LG	TD
Hester	3	16	5.3	11	0
Bennett	1	22	22.0	22	0

KICKOFF RET.	NO	YDS	AVG	LG	TD
Hester	1	24	24.0	24	0
R. Davis	1	16	16.0	16	0
Manning	1	15	15.0	15	0
K. Davis	1	8	8.0	8	0

PASSING (CHI)	ATT	COMP	YDS	PCT	TD	INT	LG	SK/YDS	RATING
Hanie	20	13	153	65.0	1	2	35t	0/0	65.2
Cutler	14	6	80	42.8	0	1	24	2/15	31.8
Collins	4	0	0	0.0	0	0	0	0/0	39.6

PASSING (GB)	ATT	COMP	YDS	PCT	TD	INT	LG	SK/YDS	RATING
Rodgers	30	17	244	56.6	0	2	26	1/8	55.4

Green Bay Packers

RUSHING	NO	YDS	AVG	LG	TD
Starks	22	74	3.4	16	1
Rodgers	7	39	5.6	25	1
Jackson	2	5	2.5	10	0
Kuhn	1	2	2.0	2	0

RECEIVING	NO	YDS	AVG	LG	TD
Jennings	8	130	16.3	26	0
Nelson	4	67	16.8	22	0
Jackson	1	16	16.0	16	0
Jones	1	10	10.0	10	0
Driver	1	9	9.0	9	0
Kuhn	1	6	6.0	6	0
Starks	1	6	6.0	6	0

INTERCEPTIONS	NO	YDS	AVG	LG	TD
Shields	2	40	20.0	32	0
Raji	1	18	18.0	18t	1

PUNTING	NO	YDS	AVG	LG	IN20	TB
Masthay	8	334	41.8	65	5	1

PUNT RETURNS	NO	YDS	AVG	LG	TD
Williams	3	13	4.3	11	0

KICKOFF RET.	NO	YDS	AVG	LG	TD
Starks	2	30	15.0	18	0
Woodson	1	14	14.0	14	0

TEAM STATISTICS	GB	CHI
Total First Downs	23	17
By Rushing	9	5
By Passing	11	11
By Penalty	3	1
Third Down: Md/Att.	2/11	1/13
Third Down: Eff.	18%	8%
Total Net Yards	356	301
Total Offensive Plays	63	64
Average Per Play	5.7	4.7
Net Yards Rushing	120	83
Total Rushing Plays	32	24
Avg. Per Rush	3.8	3.5
Net Yards Passing	236	218
Sacked/Yards Lost	1/8	2/15
Gross Yards Passing	244	233
Att.-Comp.-Int.	30-17-2	38-19-3
Completion Pct.	56.6	50.0
Punts/Average	8/41.8	9/37.1
Penalties/Yards	6/40	9/89
Fumbles/Lost	2/0	1/0
Field Goals		
_ Denotes Converted Field Goal		

Chicago Bears Starting Lineups

WR J. Knox	LE I. Idonije
LT F. Omiyale	DT T. Harris
LG C. Williams	NT A. Adams
C O. Kreuzt	RE J. Peppers
RG R. Garza	WLB L. Briggs
RT J. Webb	MLB B. Urlacher
TE C. Olsen	SLB P. Tinoisamoa
WR D. Hester	LCB T. Jennings
QB J. Cutler	RCB C. Tillman
RB M. Forté	SS D. Manning
FB B. Manumaleuna	FS C. Harris

Green Bay Packers Starting Lineups

WR G. Jennings	NT B. Raji
LT C. Clifton	RE H. Green
LG D. Colledge	LOLB C. Matthews
C S. Wells	LILB A. Hawk
RG J. Sitton	RILB D. Bishop
RT B. Bulaga	ROLB E. Walden
TE D. Lee	LCB C. Woodson
WR J. Nelson	RCB T. Williams
QB A. Rodgers	SS S. Shields
FB Q. Johnson	FS N. Collins
RB J. Starks	

2018 Wild Card Round

Philadelphia Eagles 16, Chicago Bears 15

January 6, 2019

Soldier Field

Attendance: 62,462

Weather: 39 degrees; wind ENE 12 mph

	1	2	3	4	Final
Philadelphia Eagles	3	0	7	6	16
Chicago Bears	0	6	0	9	15

Team	Q	Time	Play	PHI	CHI
Phi	1	9:32	J. Elliott 43 yd. field goal	3	0
Chi	2	9:38	C. Parkey 36 yd. field goal	3	3
Chi	2	0:00	C. Parkey 29 yd. field goal	3	6
Phi	3	5:20	D. Goedert 10 yd. pass from N.Foles	10	6
Chi	4	14:13	C. Parkey 34 yd. field goal	10	9
Chi	4	9:04	A. Robinson II 22 yd. pass from M.Trubisky	10	15
Phi	4	0:56	G. Tate 2 yd. pass from N.Foles	16	15

FINAL INDIVIDUAL STATISTICS

Chicago Bears

RUSHING	NO	YDS	AVG	LG	TD
Howard	10	35	3.5	12	0
Gabriel	2	20	10.0	21	0
Trubisky	3	9	3.0	6	0
Cunningham	1	2	2.0	2	0
Cohen	1	0	0.0	0	0
Mizzell	1	-1	-1.0	-1	0

RECEIVING	NO	YDS	AVG	LG	TD
Robinson II	10	143	14.3	45	1
Gabriel	4	37	9.3	19	0
Miller	3	34	11.3	23	0
Cohen	3	27	9.0	19	0
Shaheen	3	13	4.3	7	0
Braunecker	2	15	7.5	9	0
Bellamy	1	34	34.0	34	0

INTERCEPTIONS	NO	YDS	AVG	LG	TD
Smith	1	0	0.0	0	0
Amos	1	0	0.0	0	0

PUNTING	NO	YDS	AVG	LG	IN20	TB
O'Donnell	6	243	40.5	49	4	0

PUNT RETURNS	NO	YDS	AVG	FC	TD
Cohen	0	0	0.0	4	0

KICKOFF RET.	NO	YDS	AVG	LG	TD
Bellamy	2	30	15.0	0	0
Cohen	1	35.0	35.0	35	0

PASSING (CHI) ATT	COMP	YDS	PCT	TD	INT	LG	SK/YDS	RATING	
Trubisky	43	26	303	60.1	1	0	45	2/12	89.6

PASSING (PHI) ATT	COMP	YDS	PCT	TD	INT	LG	SK/YDS	RATING	
Foles	40	25	266	62.5	2	2	30	1/8	77.7

Philadelphia Eagles

RUSHING	NO	YDS	AVG	LG	TD
Sproles	13	21	1.6	10	0
Smallwood	8	20	2.5	10	0
Adams	1	2	2.0	2	0
Foles	1	-1	-1.0	-1	0

RECEIVING	NO	YDS	AVG	LG	TD
Jeffery	6	82	13.7	30	0
Ertz	5	52	10.4	17	0
Tate	5	46	9.2	28	1
Agholor	3	32	10.7	13	0
Goedert	2	20	10.0	10	1
Smallwood	2	20	10.0	22	0
Sproles	2	14	7.0	10	0

INTERCEPTIONS	NO	YDS	AVG	LG	TD
None					

PUNTING	NO	YDS	AVG	LG	IN20	TB
Johnson	5	226	45.2	53	1	0

PUNT RETURNS	NO	YDS	AVG	LG	TD
Sproles	1	-1	-1.0	-1	0

KICKOFF RET.	NO	YDS	AVG	LG	TD
Scott	2	35	17.5	21	0

TEAM STATISTICS	PHI	CHI
Total First Downs	21	17
By Rushing	2	3
By Passing	17	12
By Penalty	2	2
Third Down: Md/Att.	6/13	5/16
Third Down: Eff.	46%	31%
Total Net Yards	300	356
Total Offensive Plays	64	63
Average Per Play	4.7	5.7
Net Yards Rushing	42	65
Total Rushing Plays	23	18
Avg. Per Rush	1.8	3.6
Net Yards Passing	258	291
Sacked/Yards Lost	1/8	2/12
Gross Yards Passing	266	303
Att.-Comp.-Int.	40-25-2	43-26-0
Completion Pct.	62.5	60.1
Punts/Average	5/45.2	6/40.5
Penalties/Yards	3/25	3/52
Fumbles/Lost	0/0	0/0
Field Goals	43	36, 29
		34, 43

_ Denotes Converted Field Goal

Chicago Bears Starting Lineups

TE A. Shaheen	DT A. Hicks
RT B. Massie	NT E. Goldman
RG K. Long	N D. Bush
C C. Whitehair	OLB K. Mack
LG J. Daniels	ILB D. Trevathan
LT C. Leno Jr.	ILB R. Smith
QB M. Trubisky	OLB L. Floyd
RB J. Howard	CB K. Fuller
TE B. Braunecker	S S. McManus
WR T. Gabriel	S A. Amos
WR A. Robinson II	CB P. Amukamara

Philadelphia Eagles Starting Lineups

WR A. Jeffery	DE M. Bennett
LT J. Peters	DT T. Jernigan
LG I. Seumalo	DT F. Cox
C J. Kelce	DE B. Graham
RG B. Brooks	OLB K. Grugler-Hill
RT L. Johnson	MLB J. Hicks
TE Z. Ertz	OLB N. Bradham
WR N. Agholor	CB R. Douglas
WR G. Tate	S C. Graham
RB W. Smallwood	S M. Jenkins
QB N. Foles	CB A. Maddox

1920 (10-1-2, .909)

George S. Halas - Coach		Decatur	
		Staleys	Opp
O 3	Moline Tractors	W	20 0
O10	Kewanee Walworths	W	25 7
O17	@ Rock Island Indep.	W	7 0
O24	@ Chicago Tigers	W	10 0
O31	@ Rockford AC	W	29 0
N 7	@ Rock Island Indep.	T	0 0
N11	@ Champaign Am. Leg.	W	20 0
N14	@ Minneapolis Marines	W	3 0
N21	Hammond Pros	W	28 7
N25	@ Chicago Tigers	W	6 0
N28	@ Chicago Cardinals	L	6 7
D 5	@ Chicago Cardinals	W	10 0
D12	Akron Pros	T	0 0
		164	21

1921 (9-1-1, .900)

George S. Halas - Coach		Chicago	
		Staleys	Opp
O10	Rock Island Indep.	W	14 10
O16	Rochester Jeffersons	W	16 13
O23	Dayton Triangles	W	7 0
N 6	Detroit Tigers	W	20 9
N13	Rock Island Indep.	W	3 0
N20	Cleveland Indians	W	22 7
N24	Buffalo All-Americans	L	6 7
N27	Green Bay Packers	W	20 0
D 4	Buffalo All-Americans	W	10 7
D11	Canton Bulldogs	W	10 0
D18	Chicago Cardinals	T	0 0
		128	53

1922 (9-3, .750)

George S. Halas - Coach		Bears Opp	
O 1	@ Racine Legion	W	6 0
O 8	@ Rock Island Indep.	W	10 6
O15	Rochester Jeffersons	W	7 0
O22	Buffalo All-Americans	W	7 0
O29	Canton Bulldogs	L	6 7
N 5	Dayton Triangles	W	9 0
N12	Oorang Indians	W	33 6
N19	Rock Island Indep.	W	3 0
N26	Akron Pros	W	20 10
N30	@ Chicago Cardinals	L	0 6
D 3	Toledo Maroons	W	22 0
D10	@ Chicago Cardinals	L	0 9
		123	44

Black box indicates World Championship.

1923 (9-2-1, .818)

George S. Halas - Coach		Bears Opp	
S30	@ Rock Island Indep.	L	0 3
O 7	@ Racine Legion	W	3 0
O14	@ Green Bay Packers	W	3 0
O21	Canton Bulldogs	L	0 6
O28	Buffalo All-Americans	W	18 3
N 4	Oorang Indians	W	26 0
N11	Akron Pros	W	20 6
N18	Rock Island Indep.	W	7 3
N25	Hammond Pros	W	14 7
N29	Chicago Cardinals	W	3 0
D 2	Milwaukee Badgers	T	0 0
D 9	Rock Island Indep.	W	29 7
		123	35

1924 (6-1-4, .857)

George S. Halas - Coach		Bears Opp	
S28	@ Rock Island Indep.	T	0 0
O 5	@ Cleveland Bulldogs	L	14 16
O12	Racine Legion	T	10 10
O19	Chicago Cardinals	W	6 0
O26	Frankford Yel'jackets	W	33 3
N 2	Rock Island Indep.	T	3 3
N 9	Columbus Tigers	W	12 6
N16	Racine Legion	T	3 3
N23	Green Bay Packers	W	3 0
N27	@ Chicago Cardinals	W	21 0
N30	Milwaukee Badgers	W	31 14
		136	55

1925 (9-5-3, .643)

George S. Halas - Coach		Bears Opp	
S20	@ Rock Island Indep.	T	0 0
S 27	@ Green Bay Packers	L	10 14
O 4	Detroit Panthers	T	0 0
O11	Hammond Pros	W	28 7
O18	Cleveland Bulldogs	W	7 0
O25	@ Chicago Cardinals	L	0 9
N 1	Rock Island Indep.	W	6 0
N 8	Frankford Yel'jackets	W	19 0
N15	Detroit Panthers	W	14 0
N22	Green Bay Packers	W	21 0
N26	Chicago Cardinals	T	0 0
N29	Columbus Tigers	W	14 13
D 5	@ Frankford Yel'jackets	W	14 7
D 6	@ New York Giants	W	19 7
D 9	@ Providence Ste. Rol.	L	6 9
D12	@ Detroit Panthers	L	0 21
D13	New York Giants	L	0 9
		158	96

1926 (12-1-3, .923)

George S. Halas - Coach		Bears Opp	
S19	@ Milwaukee Badgers	W	10 7
S26	@ Green Bay Packers	T	6 6
O 3	@ Detroit Panthers	W	10 7
O10	New York Giants	W	7 0
O17	Chicago Cardinals	W	16 0

O24	Duluth Eskimos	W	24 6
O31	Akron Indians	W	17 0
N 7	Louisville Colonels	W	34 0
N11	@ Chicago Cardinals	W	10 0
N14	Milwaukee Badgers	W	10 7
N21	Green Bay Packers	W	19 13
N25	Chicago Cardinals	T	0 0
N28	Canton Bulldogs	W	35 0
D 3	@ Frankford Yel'jackets	L	6 7
D12	Pottsville Maroons	W	9 7
D19	Green Bay Packers	T	3 3
		216	63

1927 (9-3-2, .750)

George S. Halas - Coach		Bears Opp	
S25	@ Chicago Cardinals	W	9 0
O 2	@ Green Bay Packers	W	7 6
O16	New York Yankees	W	12 0
O23	Cleveland Bulldogs	W	14 12
O30	Dayton Triangles	W	14 6
N 6	Providence Ste. Rol.	T	0 0
N 8	@ New York Yankees	L	6 26
N13	Pottsville Maroons	W	30 12
N20	Green Bay Packers	W	14 6
N24	Chicago Cardinals	L	0 3
N27	@ New York Giants	L	7 13
D 3	@ Frankford Yel'jackets	T	0 0
D 4	Frankford Yel'jackets	W	9 0
D11	Duluth Eskimos	W	27 0
		149	84

1928 (7-5-1, .636)

George S. Halas - Coach		Bears Opp	
S23	@ Chicago Cardinals	W	15 0
S30	@ Green Bay Packers	T	12 12
O14	New York Giants	W	13 0
O21	Green Bay Packers	L	6 16
O28	Detroit Wolverines	L	0 6
N 4	New York Yankees	W	27 0
N11	Dayton Triangles	W	27 0
N18	Pottsville Maroons	W	13 6
N25	Detroit Wolverines	L	7 14
N29	Chicago Cardinals	W	34 0
D 2	Frankford Yel'jackets	W	28 6
D 9	Green Bay Packers	L	0 6
D15	@ Frankford Yel'jackets	L	0 19
		182	85

1929 (4-9-2, .308)

George S. Halas - Coach		Bears Opp	
S22	@ Minneapolis Marines	W	19 6
S29	@ Green Bay Packers	L	0 23
O 6	@ Minneapolis Marines	W	7 6
O13	@ Buffalo Bisons	W	16 0
O20	Chicago Cardinals	T	0 0
O27	Minneapolis R'jackets	W	27 0
N 3	New York Giants	L	14 26
N10	Green Bay Packers	L	0 14
N16	@ Frankford Yel'jackets	L	14 20
N17	@ New York Giants	L	0 34

N24 Buffalo Bisons	L	7	19
N28 @ Chicago Cardinals	L	6	40
D 1 Frankford Yel'jackets	T	0	0
D 8 Green Bay Packers	L	0	25
D15 New York Giants	L	9	14
119 227			

1930 (9-4-1, .692)

Ralph Jones - Coach		Bears Opp	
S 21 Brooklyn Dodgers	T	0	0
S28 @ Green Bay Packers	L	0	7
O 5 @ Minneapolis R'jackets	W	20	0
O12 New York Giants	L	0	12
O19 @ Chicago Cardinals	W	32	6
O22 @ Portsmouth Spartans	L	6	7
O26 Frankford Yel'jackets	W	13	7
N 2 Minneapolis R'jackets	W	20	7
N 9 Green Bay Packers	L	12	13
N16 @ New York Giants	W	12	0
N22 @ Frankford Yel'jackets	W	13	6
N27 Chicago Cardinals	W	6	0
N30 Portsmouth Spartans	W	14	6
D 7 Green Bay Packers	W	21	0
169 71			

1931 (8-5, .615)

Ralph Jones - Coach		Bears Opp	
S18 Cleveland Indians	W	21	0
S27 @ Green Bay Packers	L	0	7
O 11 New York Giants	W	6	0
O18 Chicago Cardinals	W	26	13
O25 Frankford Yel'jackets	L	12	13
N 1 Green Bay Packers	L	2	6
N 8 Portsmouth Spartans	W	9	6
N15 @ New York Giants	W	12	6
N22 @ Brooklyn Dodgers	W	26	0
N26 Chicago Cardinals	W	18	7
N29 @ Portsmouth Spartans	L	0	3
D 6 Green Bay Packers	W	7	6
D13 New York Giants	L	6	25
145 92			

1932 (7-1-6, .875)

Ralph Jones - Coach		Bears Opp	
S25 @ Green Bay Packers	T	0	0
O 2 @ Staten Isl. Stapletons	T	0	0
O 9 @ Chicago Cardinals	T	0	0
O16 Green Bay Packers	L	0	2
O23 Staten Isl. Stapletons	W	27	7
O30 @ Boston Braves	T	7	7
N 6 @ New York Giants	W	28	8
N13 Portsmouth Spartans	T	13	13
N20 Brooklyn Dodgers	W	20	0
N24 Chicago Cardinals	W	34	0
N27 @ Portsmouth Spartans	T	7	7
D 4 New York Giants	W	6	0
D11 Green Bay Packers	W	9	0
D18 Portsmouth Spartans	W	9	0
160 44			

1933 (10-2-1, .833)

George S. Halas - Coach		Bears Opp	
S24 @ Green Bay Packers	W	14	7
O 1 Boston Redskins	W	7	0
O 8 @ Brooklyn Dodgers	W	10	0
O15 @ Chicago Cardinals	W	12	9
O22 Green Bay Packers	W	10	7
O29 New York Giants	W	14	10
N 5 @ Boston Redskins	L	0	10
N12 @ Philadelphia Eagles	T	3	3
N19 @ New York Giants	L	0	3
N26 Portsmouth Spartans	W	17	14
N30 Chicago Cardinals	W	22	6
D 3 @ Portsmouth Spartans	W	17	7
D10 Green Bay Packers	W	7	6
133 82			
PLAYOFFS			
D17 New York Giants	W	23	21

1934 (13-0, 1.000)

George S. Halas - Coach		Bears Opp	
S23 @ Green Bay Packers	W	24	10
S30 @ Cincinnati Reds	W	21	3
O 7 @ Brooklyn Dodgers	W	21	7
O10 @ Pittsburgh Pirates	W	28	0
O14 Chicago Cardinals	W	20	0
O21 Cincinnati Reds	W	41	7
O28 Green Bay Packers	W	27	14
N 4 New York Giants	W	27	7
N11 @ Boston Redskins	W	21	0
N18 @ New York Giants	W	10	9
N25 Chicago Cardinals	W	17	6
N29 @ Detroit Lions	W	19	16
D 2 Detroit Lions	W	10	7
286 86			
PLAYOFFS			
D 9 @ New York Giants	L	13	30

1935 (6-4-2, .600)

George S. Halas - Coach		Bears Opp	
S22 @ Green Bay Packers	L	0	7
S29 @ Pittsburgh Pirates	W	23	7
O13 @ Philadelphia Eagles	W	39	0
O20 Brooklyn Dodgers	W	24	14
O27 Green Bay Packers	L	14	17
N 3 @ New York Giants	W	20	3
N10 @ Boston Redskins	W	30	14
N17 New York Giants	L	0	3
N24 Detroit Lions	T	20	20
N28 @ Detroit Lions	L	2	14
D 1 Chicago Cardinals	T	7	7
D 8 @ Chicago Cardinals	W	13	0
192 106			

1936 (9-3, .750)

George S. Halas - Coach		Bears Opp	
S20 @ Green Bay Packers	W	30	3
S27 @ Philadelphia Eagles	W	17	0
O 4 @ Pittsburgh Pirates	W	27	9

O11 Chicago Cardinals	W	7	3
O18 Pittsburgh Pirates	W	26	7
O25 Detroit Lions	W	12	10
N 1 Green Bay Packers	L	10	21
N 8 @ New York Giants	W	25	7
N15 @ Boston Redskins	W	26	0
N22 @ Philadelphia Eagles	W	28	7
N26 @ Detroit Lions	L	7	13
N29 @ Chicago Cardinals	L	7	14
222 94			

1937 (9-1-1, .900)

George S. Halas - Coach		Bears Opp	
S19 @ Green Bay Packers	W	14	2
O 4 @ Pittsburgh Steelers	W	7	0
O10 @ Cleveland Rams	W	20	2
O17 Chicago Cardinals	W	16	7
O24 Detroit Lions	W	28	20
O31 @ New York Giants	T	3	3
N 7 Green Bay Packers	L	14	24
N14 Brooklyn Dodgers	W	29	7
N25 @ Detroit Lions	W	13	0
N28 Cleveland Rams	W	15	7
D 5 @ Chicago Cardinals	W	42	28
201 100			

PLAYOFFS

D12 Washington Redskins	L	21	28
-------------------------	---	----	----

1938 (6-5, .545)

George S. Halas - Coach		Bears Opp	
S11 @ Chicago Cardinals	W	16	13
S18 @ Green Bay Packers	W	2	0
O 2 @ Philadelphia Eagles	W	28	6
O 9 @ Cleveland Rams	L	7	14
O16 Chicago Cardinals	W	34	28
O23 Cleveland Rams	L	21	23
O30 Detroit Lions	L	7	13
N 6 Green Bay Packers	L	17	24
N13 Washington Redskins	W	31	7
N20 @ Brooklyn Dodgers	W	24	6
N24 @ Detroit Lions	L	7	14
194 148			

1939 (8-3, .727)

George S. Halas - Coach		Bears Opp	
S15 Cleveland Rams	W	30	21
S24 @ Green Bay Packers	L	16	21
O 2 @ Pittsburgh Steelers	W	32	0
O 8 @ Cleveland Rams	W	35	21
O15 Chicago Cardinals	W	44	7
O22 @ New York Giants	L	13	16
O29 Detroit Lions	L	0	10
N 5 Green Bay Packers	W	30	27
N12 @ Detroit Lions	W	23	13
N19 Philadelphia Eagles	W	27	14
N26 @ Chicago Cardinals	W	48	7
298 157			

Black box indicates World Championship.

1940 (8-3, .727)

George S. Halas - Coach	Bears	Opp
S22 @ Green Bay Packers	W	41 0
S25 @ Chicago Cardinals	L	7 21
O 6 @ Cleveland Rams	W	21 14
O 13 Detroit Lions	W	7 0
O20 Brooklyn Dodgers	W	16 7
O27 @ New York Giants	W	37 21
N 3 Green Bay Packers	W	14 7
N10 @ Detroit Lions	L	14 17
N17 @ Washington Redskins	L	3 7
N24 Cleveland Rams	W	47 25
D 1 Chicago Cardinals	W	31 23
		238 142

PLAYOFFS

D 8 @ Washington Redskins	W	73 0
---------------------------	---	------

1943 (8-1-1, .889)

Heartley "Hunk" Anderson,	Luke Johnsos - Coaches	Bears	Opp
S26 @ Green Bay Packers	T	21 21	
O 3 @ Detroit Lions	W	27 21	
O10 Chicago Cardinals	W	20 0	
O17 Philadelphia "Steagles"	W	48 21	
O24 Brooklyn Dodgers	W	33 21	
O31 Detroit Lions	W	35 14	
N 7 Green Bay Packers	W	21 7	
N14 @ New York Giants	W	56 7	
N21 @ Washington Redskins	L	7 21	
N28 @ Chicago Cardinals	W	35 24	
		303 157	

PLAYOFFS

D26 Washington Redskins	W	41 21
-------------------------	---	-------

1946 (8-2-1, .800)

George S. Halas - Coach	Bears	Opp
S29 @ Green Bay Packers	W	30 7
O 6 @ Chicago Cardinals	W	34 17
O13 Los Angeles Rams	T	28 28
O20 Philadelphia Eagles	W	21 14
O27 @ New York Giants	L	0 14
N 3 Green Bay Packers	W	10 7
N10 @ Los Angeles Rams	W	27 21
N17 Washington Redskins	W	24 20
N24 Detroit Lions	W	42 6
D 1 Chicago Cardinals	L	28 35
D 8 @ Detroit Lions	W	45 24
		289 193

PLAYOFFS

D15 @ New York Giants	W	24 14
-----------------------	---	-------

1941 (10-1, .909)

George S. Halas - Coach	Bears	Opp
S28 @ Green Bay Packers	W	25 17
O 5 @ Cleveland Rams	W	48 21
O12 Chicago Cardinals	W	53 7
O19 Detroit Lions	W	49 0
O26 Pittsburgh Steelers	W	34 7
N 2 Green Bay Packers	L	14 16
N 9 Cleveland Rams	W	31 13
N16 Washington Redskins	W	35 21
N23 @ Detroit Lions	W	24 7
N30 @ Philadelphia Eagles	W	49 14
D 7 @ Chicago Cardinals	W	34 24
		396 147

PLAYOFFS

D14 Green Bay Packers	W	33 14
D21 New York Giants	W	37 9

1944 (6-3-1, .667)

Heartley "Hunk" Anderson,	Luke Johnsos - Coaches	Bears	Opp
S24 @ Green Bay Packers	L	28 42	
O 8 @ Cleveland Rams	L	7 19	
O15 Card-Pitt	W	34 7	
O22 Detroit Lions	T	21 21	
O29 Cleveland Rams	W	28 21	
N 5 Green Bay Packers	W	21 0	
N12 Boston Yanks	W	21 7	
N19 @ Detroit Lions	L	21 41	
N26 @ Philadelphia Eagles	W	28 7	
D 3 @ Card-Pitt	W	49 7	
		258 172	

1945 (3-7, .300)

Heartley "Hunk" Anderson,	Luke Johnsos - Coaches	Bears	Opp
S30 @ Green Bay Packers	L	21 31	
O 7 @ Cleveland Rams	L	0 17	
O14 Chicago Cardinals	L	7 16	
O21 Cleveland Rams	L	21 41	
O28 @ Detroit Lions	L	10 16	
N 4 Green Bay Packers	W	28 24	
N11 Detroit Lions	L	28 35	
N18 @ Washington Redskins	L	21 28	
N25 Pittsburgh Steelers	W	28 7	
D 2 @ Chicago Cardinals	W	28 20	
		192 235	

1947 (8-4, .667)

George S. Halas - Coach	Bears	Opp
S28 @ Green Bay Packers	L	20 29
O 5 @ Chicago Cardinals	L	7 31
O12 Philadelphia Eagles	W	40 7
O19 Detroit Lions	W	33 24
O26 @ Washington Redskins	W	56 20
N 2 @ Boston Yanks	W	28 24
N 9 Green Bay Packers	W	20 17
N16 @ Los Angeles Rams	W	41 21
N23 Pittsburgh Steelers	W	49 7
N27 @ Detroit Lions	W	34 14
D 7 Los Angeles Rams	L	14 17
D14 Chicago Cardinals	L	21 30
		363 241

1948 (10-2, .833)

George S. Halas - Coach	Bears	Opp
S26 @ Green Bay Packers	W	45 7
O 4 @ Chicago Cardinals	W	28 17
O10 Los Angeles Rams	W	42 21
O17 Detroit Lions	W	28 0
O24 @ Philadelphia Eagles	L	7 12
O31 New York Giants	W	35 14
N 7 @ Los Angeles Rams	W	21 6
N14 Green Bay Packers	W	7 6
N21 @ Boston Yanks	W	51 17
N28 Washington Redskins	W	48 13
D 5 @ Detroit Lions	W	42 14
D12 Chicago Cardinals	L	21 24
		375 151

1942 (11-0, 1.000)

George S. Halas - Coach	Bears	Opp
S27 @ Green Bay Packers	W	44 28
O 4 @ Cleveland Rams	W	21 7
O11 Chicago Cardinals	W	41 14
O18 New York Giants	W	26 7
O25 Philadelphia Eagles	W	45 14
<i>Heartley "Hunk" Anderson,</i>		
<i>Luke Johnsos - Coaches</i>		
N 1 Detroit Lions	W	16 0
N 8 @ Brooklyn Dodgers	W	35 0
N15 Green Bay Packers	W	38 7
N22 @ Detroit Lions	W	42 0
N29 Cleveland Rams	W	47 0
D 6 @ Chicago Cardinals	W	21 7
		376 84

PLAYOFFS

D13 @ Wash. Redskins	L	6 14
----------------------	---	------

Black box indicates World Championship.

1949 (9-3, .750)

George S. Halas - Coach	Bears Opp
S25 @ Green Bay Packers	W 17 0
O 2 @ Chicago Cardinals	W 17 7
O 9 Los Angeles Rams	L 16 31
O16 Philadelphia Eagles	W 38 21
O23 @ New York Giants	L 28 35
O30 @ Los Angeles Rams	L 24 27
N 6 Green Bay Packers	W 24 3
N13 Detroit Lions	W 27 24
N20 @ Washington Redskins	W 31 21
N24 @ Detroit Lions	W 28 7
D 4 Pittsburgh Steelers	W 30 21
D 11 Chicago Cardinals	W 52 21
332 218	

1950 (9-3, .750)

George S. Halas - Coach	Bears Opp
S 17 @ Los Angeles Rams	W 24 20
S24 @ San Francisco 49ers	W 32 20
O 1 @ Green Bay Packers	L 21 31
O 8 Chicago Cardinals	W 27 6
O15 Green Bay Packers	W 28 14
O29 @ New York Yanks	L 27 38
N 5 @ Detroit Lions	W 35 21
N12 New York Yanks	W 28 20
N19 San Francisco 49ers	W 17 0
N26 Los Angeles Rams	W 24 14
D 3 @ Chicago Cardinals	L 10 20
D10 Detroit Lions	W 6 3
279 207	

PLAYOFFS

D 17 @ Los Angeles Rams	L 14 24
-------------------------	---------

1951 (7-5, .583)

George S. Halas - Coach	Bears Opp
S30 @ Green Bay Packers	W 31 20
O 7 @ Chicago Cardinals	L 14 28
O14 New York Yanks	W 24 21
O21 San Francisco 49ers	W 13 7
O28 @ Detroit Lions	W 28 23
N 4 @ Washington Redskins	W 27 0
N 11 Detroit Lions	L 28 41
N18 Green Bay Packers	W 24 13
N25 @ Cleveland Browns	L 21 42
D 2 Los Angeles Rams	L 17 42
D 9 @ New York Yanks	W 45 21
D16 Chicago Cardinals	L 14 24
286 282	

1952 (5-7, .416)

George S. Halas - Coach	Bears Opp
S28 @ Green Bay Packers	W 24 14
O 5 @ Chicago Cardinals	L 10 21
O12 Dallas Texans	W 38 20
O19 San Francisco 49ers	L 16 40
O26 @ Los Angeles Rams	L 7 31
N 2 @ San Francisco 49ers	W 20 17
N 9 Green Bay Packers	L 28 41

N16 Los Angeles Rams	L 24 40
N23 Detroit Lions	W 24 23
N27 @ Dallas Texans	L 23 27
D 7 @ Detroit Lions	L 21 45
D14 Chicago Cardinals	W 10 7
245 326	

1953 (3-8-1, .273)

George S. Halas - Coach	Bears Opp
S27 @ Baltimore Colts	L 9 13
O 4 @ Green Bay Packers	W 17 13
O 11 Baltimore Colts	L 14 16
O18 San Francisco 49ers	L 28 35
O25 @ Los Angeles Rams	L 24 28
N 1 @ San Francisco 49ers	L 14 24
N 8 Green Bay Packers	T 21 21
N15 @ Washington Redskins	W 27 24
N22 Detroit Lions	L 16 20
N29 Los Angeles Rams	W 24 21
D 6 @ Detroit Lions	L 7 13
D13 Chicago Cardinals	L 17 24
218 252	

1954 (8-4, .667)

George S. Halas - Coach	Bears Opp
S26 @ Detroit Lions	L 23 48
O 3 @ Green Bay Packers	W 10 3
O10 Baltimore Colts	W 28 9
O17 San Francisco 49ers	L 24 31
O24 @ Los Angeles Rams	L 38 42
O31 @ San Francisco 49ers	W 31 27
N 7 Green Bay Packers	W 28 23
N14 Cleveland Browns	L 10 39
N21 @ Baltimore Colts	W 28 13
N28 Los Angeles Rams	W 24 13
D 5 @ Chicago Cardinals	W 29 7
D12 Detroit Lions	W 28 24
301 279	

1955 (8-4, .667)

George S. Halas - Coach	Bears Opp
S25 @ Baltimore Colts	L 17 23
O 2 @ Green Bay Packers	L 3 24
O 9 San Francisco 49ers	L 19 20
O16 Baltimore Colts	W 38 10
O23 @ San Francisco 49ers	W 34 23
O30 @ Los Angeles Rams	W 31 20
N 6 Green Bay Packers	W 52 21
N13 Los Angeles Rams	W 24 3
N20 @ Detroit Lions	W 24 14
N27 @ Chicago Cardinals	L 14 53
D 4 Detroit Lions	W 21 20
D 11 Philadelphia Eagles	W 17 10
294 241	

1956 (9-2-1, .818)

John "Paddy" Driscoll - Coach	Bears Opp
S30 @ Baltimore Colts	L 21 28
O 7 @ Green Bay Packers	W 37 21
O14 San Francisco 49ers	W 31 7
O21 Baltimore Colts	W 58 27
O28 @ San Francisco 49ers	W 38 21
N 4 @ Los Angeles Rams	W 35 24
N 11 Green Bay Packers	W 38 14
N18 Los Angeles Rams	W 30 21
N25 @ New York Giants	T 17 17
D 2 @ Detroit Lions	L 10 42
D 9 Chicago Cardinals	W 10 3
D16 Detroit Lions	W 38 21
363 246	

PLAYOFFS

D30 @ New York Giants	L 7 47
-----------------------	--------

1957 (5-7, .417)

John "Paddy" Driscoll - Coach	Bears Opp
S29 @ Green Bay Packers	L 17 21
O 5 @ Baltimore Colts	L 10 21
O13 San Francisco 49ers	L 17 21
O20 Los Angeles Rams	W 34 26
O27 @ San Francisco 49ers	L 17 21
N 3 @ Los Angeles Rams	W 16 10
N10 Green Bay Packers	W 21 14
N17 Baltimore Colts	L 14 29
N24 @ Detroit Lions	W 27 7
D 1 Washington Redskins	L 3 14
D 8 @ Chicago Cardinals	W 14 6
D15 Detroit Lions	L 13 21
203 211	

1958 (8-4, .667)

George S. Halas - Coach	Bears Opp
S27 @ Green Bay Packers	W 34 20
O 4 @ Baltimore Colts	L 38 51
O12 San Francisco 49ers	W 28 6
O19 Los Angeles Rams	W 31 10
O26 @ San Francisco 49ers	W 27 14
N 2 @ Los Angeles Rams	L 35 41
N 9 Green Bay Packers	W 24 10
N16 Baltimore Colts	L 0 17
N23 @ Detroit Lions	W 20 7
N30 @ Pittsburgh Steelers	L 10 24
D 7 Chicago Cardinals	W 30 14
D14 Detroit Lions	W 21 16
298 230	

1959 (8-4, .667)

George S. Halas – Coach	Bears Opp
S 27 @ Green Bay Packers	L 6 9
O 3 @ Baltimore Colts	W 26 21
O 11 Los Angeles Rams	L 21 28
O 18 Baltimore Colts	L 7 21
O 25 @ San Francisco 49ers	L 17 20
N 1 @ Los Angeles Rams	W 26 21
N 8 Green Bay Packers	W 28 17
N 15 San Francisco 49ers	W 14 3
N 22 @ Detroit Lions	W 24 14
N 29 @ Chicago Cardinals	W 31 7
D 6 Pittsburgh Steelers	W 27 21
D 13 Detroit Lions	W 25 14
	252 196

1960 (5-6-1, .455)

George S. Halas – Coach	Bears Opp
S 25 @ Green Bay Packers	W 17 14
O 2 @ Baltimore Colts	L 7 42
O 9 Los Angeles Rams	W 34 27
O 16 San Francisco 49ers	W 27 10
O 23 @ Los Angeles Rams	T 24 24
O 30 @ San Francisco 49ers	L 7 25
N 13 Baltimore Colts	L 20 24
N 20 Detroit Lions	W 28 7
N 27 Dallas Cowboys	W 17 7
D 4 Green Bay Packers	L 13 41
D 11 @ Cleveland Browns	L 0 42
D 18 @ Detroit Lions	L 0 36
	194 299

1961 (8-6, .571)

George S. Halas – Coach	Bears Opp
S 17 @ Minnesota Vikings	L 13 37
S 23 @ Los Angeles Rams	W 21 17
O 1 @ Green Bay Packers	L 0 24
O 8 @ Detroit Lions	W 31 17
O 15 Baltimore Colts	W 24 10
O 22 San Francisco 49ers	W 31 0
O 29 @ Baltimore Colts	W 21 20
N 5 @ Philadelphia Eagles	L 14 16
N 12 Green Bay Packers	L 28 31
N 19 @ San Francisco 49ers	L 31 41
N 26 Los Angeles Rams	W 28 24
D 3 Detroit Lions	L 15 16
D 10 Cleveland Browns	W 17 14
D 17 Minnesota Vikings	W 52 35
	326 302

1962 (9-5, .643)

George S. Halas – Coach	Bears Opp
S 16 @ San Francisco 49ers	W 30 14
S 23 @ Los Angeles Rams	W 27 23
S 30 @ Green Bay Packers	L 0 49
O 7 @ Minnesota Vikings	W 13 0
O 14 San Francisco 49ers	L 27 34
O 21 Baltimore Colts	W 35 15
O 28 @ Detroit Lions	L 3 11
N 4 Green Bay Packers	L 7 38
N 11 Minnesota Vikings	W 31 30
N 18 @ Dallas Cowboys	W 34 33
N 25 @ Baltimore Colts	W 57 0
D 2 New York Giants	L 24 26
D 9 Los Angeles Rams	W 30 14
D 16 Detroit Lions	W 3 0
	321 287

1963 (11-1-2, .917)

George S. Halas – Coach	Bears Opp
S 15 @ Green Bay Packers	W 10 3
S 22 @ Minnesota Vikings	W 28 7
S 29 @ Detroit Lions	W 37 21
O 6 Baltimore Colts	W 10 3
O 13 @ Los Angeles Rams	W 52 14
O 20 @ San Francisco 49ers	L 14 20
O 27 Philadelphia Eagles	W 16 7
N 3 @ Baltimore Colts	W 17 7
N 10 Los Angeles Rams	W 6 0
N 17 Green Bay Packers	W 26 7
N 24 @ Pittsburgh Steelers	T 17 17
D 1 Minnesota Vikings	T 17 17
D 8 San Francisco 49ers	W 27 17
D 15 Detroit Lions	W 24 14
	301 154

PLAYOFFS

D 29 New York Giants	W 14 10
----------------------	---------

1964 (5-9, .357)

George S. Halas – Coach	Bears Opp
S 13 @ Green Bay Packers	L 12 23
S 20 @ Minnesota Vikings	W 34 28
S 25 @ Baltimore Colts	L 0 52
O 4 @ San Francisco 49ers	L 21 31
O 11 Los Angeles Rams	W 38 17
O 18 Detroit Lions	L 0 10
O 25 @ Washington Redskins	L 20 27
N 1 Dallas Cowboys	L 10 24
N 8 Baltimore Colts	L 24 40
N 15 @ Los Angeles Rams	W 34 24
N 22 San Francisco 49ers	W 23 21
N 26 @ Detroit Lions	W 27 24
D 5 Green Bay Packers	L 3 17
D 13 Minnesota Vikings	L 14 41
	260 379

Black box indicates World Championship.

CHAMPIONSHIP LEADERS

The Chicago Bears rank second in the NFL in championships won with nine, trailing the Green Bay Packers who have earned 13 world championships. Both the Bears and Packers fall short of championships won by teams in various other sports, breakdown below:

Total Championship Leaders**Major League Baseball (MLB)**

New York Yankees (27)

National Basketball Association (NBA)

Boston Celtics (17)

National Hockey League (NHL)

Montreal Canadiens (24)

National Football League (NFL)

Green Bay Packers (13)

NFL Championship Leaders

Green Bay Packers 13

Chicago Bears 9

New York Giants 8

New England Patriots 6

Pittsburgh Steelers 6

Dallas Cowboys 5

San Francisco 49ers 5

Washington Redskins 5

1965 CHICAGO BEARS STATISTICS

Record: 9-5, .643

3rd Place, Western Conf.

Head Coach: George S. Halas

09/19 L	24-52	at San Francisco	33,211
09/25 L	28-30	at L.A. Rams	36,359
10/03 L	14-23	at Green Bay	50,852
10/10 W	31-6	L.A. RAMS	45,760
10/17 W	45-37	at Minnesota	47,426
10/24 W	38-3	DETROIT	45,658
10/31 W	31-10	GREEN BAY	45,664
11/07 L	21-26	BALTIMORE	45,656
11/14 W	34-13	ST. LOUIS	45,663
11/21 W	17-10	at Detroit	51,499
11/28 W	35-14	at N.Y. Giants	62,933
12/05 W	13-0	at Baltimore	60,238
12/12 W	61-20	SAN FRANCISCO	46,278
12/19 L	17-24	MINNESOTA	46,604

	Bears	Opp
TOTAL FIRST DOWNS	257	244
Rushing	132	87
Passing	110	136
Penalty	15	21
3rd Down: Made/Att	NA	NA
3rd Down Pct.	NA	NA
4th Down: Made/Att	NA	NA
4th Down Pct.	NA	NA
TOTAL NET YARDS	4897	4268
Avg. Per Game	350	305
Total Plays	870	884
Avg. Per Play	5.6	4.8
NET YARDS RUSHING	2131	1530
Avg. Per Game	152.2	109.3
Total Rushes	479	400
NET YARDS PASSING	2766	2738
Avg. Per Game	197.6	195.6
Sacked/Yards Lost	30/254	40/348
Gross Yards	3020	3086
Att./Comp.	361/201	444/217
Completion Pct.	55.7	48.9
Had Intercepted	12	20
PUNTS/AVERAGE	58/42.7	65/42.3
NET PUNTING AVG.	NA	NA
PENALTIES/YARDS	96/826	68/611
FUMBLES	33	33
TOUCHDOWNS	54	33
Rushing	27	11
Passing	22	18
Returns	5	4

	PASSING	Att	Cmp	Yds	Cmp% Yd/Att	TD	TD% Int	Int%	Lg	Sack/Lost	Rating	
Bukich		312	176	2641	56.4 8.46	20	6.4	9	2.9	80t	25/214	93.7
Wade		41	20	204	48.8 4.98	0	0.0	2	4.9	29	5/40	43.1
Bull		3	2	63	66.7 21.00	0	0.0	0	0.0	54	0/0	109.7
Sayers		3	2	53	66.7 17.67	1	33.3	1	33.3	27	0/0	109.7
Arnett		2	1	59	50.0 29.50	1	50.0	0	0.0	59t	0/0	135.4
BEARS	361	201	3020	55.7	8.37	22	6.1	12	3.3	80t	30/254	89.8
OPPONENTS	444	217	3086	48.9	6.17	18	4.1	20	4.5	NA	40/348	63.3

Score by Period	1	2	3	4	Tot
BEARS	64	99	93	153	409
OPPONENTS	35	90	64	86	275

SCORING	TDs:Ru-Pa-RK-PAT	FG	S	Pts	
Sayers	22 14 6 2	0	0	132	
Leclerc	0 0 0 0 52/52 11/26	0	0	85	
Arnett	5 5 0 0 0	0	0	30	
Bull	4 3 1 0 0	0	0	24	
J. Jones	4 0 4 0 0	0	0	24	
J. Morris	4 0 4 0 0	0	0	24	
Bukich	3 3 0 0 0	0	0	18	
Gordon	3 0 3 0 0	0	0	18	
Bivins	2 0 2 0 0	0	0	12	
Ditka	2 0 2 0 0	0	0	12	
Livingston	2 2 0 0 0	0	0	12	
Taylor	1 0 0 1 0	0	0	6	
McRae	1 0 0 1 0	0	0	6	
Whitsell	1 0 0 1 0	0	0	6	
BEARS	54	27	52	52/52 11/26	0 409
OPPONENTS	33	15	18	0 30/33 15/24	1 275

RUSHING	No	Yds	Avg	Lg	TD
Sayers	166	867	5.2	61t	14
Bull	91	417	4.6	33t	3
Arnett	102	363	3.6	24t	5
Livingston	63	363	5.8	30	2
Marconi	19	47	2.5	10	0
Bukich	28	33	1.2	24	3
Wade	5	18	3.6	16	0
J. Jones	2	13	6.5	7	0
Gordon	2	10	5.0	6	0
Kurek	1	0	0.0	0	0
BEARS	479	2131	4.4	61t	27
OPPONENTS	400	1530	3.8	NA	15

RECEIVING	No	Yds	Avg	Lg	TD
J. Morris	53	846	15.9	80t	4
Ditka	36	454	12.6	44	2
Sayers	29	507	17.5	80t	6
J. Jones	21	350	16.7	54	4
Bull	16	186	11.6	41	1
Gordon	13	279	21.5	51	3
Livingston	12	134	11.2	30	0
Arnett	12	114	9.5	30	0
Bivins	4	108	27.0	52t	2
Marconi	4	43	10.8	29	0
Martin	1	-1	-1.0	-1	0
BEARS	201	3020	10.0	80t	22
OPPONENTS	150	3086	14.9	77	18

PUNTING	No	Yds	Avg	Net	TB	In	Lg	B
Green	58	2479	42.7					66
BEARS	58	2479	42.7					66
OPPONENTS	65	2750	42.3					NA

INTS	No	Yds	Avg	Lg	TD
Butkus	5	84	16.8	38	0
McRae	4	116	29.0	89t	1
Whitsell	4	67	16.8	32	1
Pettibon	2	22	11.0	18	0
Fortunato	2	0	0.0	0	0
Evey	1	15	15.0	15	0
Taylor	1	3	3.0	3	1
Atkins	1	0	0.0	0	0
BEARS	20	307	15.4	89t	3
OPPONENTS	12	921	18.3	NA	3

KO RETURNS	No	Yds	Avg	Lg	TD
Sayers	21	660	31.4	96t	1
Gordon	14	242	17.3	41	0
Arnett	5	150	30.0	77	0
Livingston	2	66	33.0	66	0
Smith	1	17	17.0	17	0
Kurek	1	11	11.0	11	0
Leclerc	1	0	0.0	0	0
BEARS	52	1132	21.8	96t	1
OPPONENTS	38	921	24.3	86	0

PUNT RET.	Ret	FC	Yds	Avg	Lg	TD
Sayers	16	9	238	14.9	85t	1
Arnett	11	4	52	4.7	22	0
Smith	1	0	2	2.0	2	0
Gordon	1	0	-3	-3.0	-3	0
BEARS	29	13	289	9.9	85t	1
OPPONENTS	22	14	123	5.6	NA	0

1966 CHICAGO BEARS STATISTICS

Record: 5-7-2, .429

5th Place, Western Conf.

Head Coach: George S. Halas

09/11 L 3-14	at Detroit	52,225
09/16 L 17-31	at L.A. Rams	58,916
10/02 W 13-10	at Minnesota	47,426
10/09 W 27-17	BALTIMORE	47,452
10/16 L 0-17	GREEN BAY	48,573
10/23 W 17-10	L.A. RAMS	47,475
10/31 L 17-24	at St. Louis	49,516
11/06 T 10-10	DETROIT	47,041
11/13 T 30-30	SAN FRANCISCO	47,078
11/20 L 6-13	at Green Bay	50,861
11/27 W 23-6	ATLANTA	44,777
12/04 L 16-21	at Baltimore	60,238
12/11 L 14-41	at San Francisco	37,170
12/18 W 41-28	MINNESOTA	45,191

	Bears	Opp
TOTAL FIRST DOWNS	196	239
Rushing	96	102
Passing	85	116
Penalty	15	21
3rd Down: Made/Att	44/182	67/198
3rd Down Pct.	24.2	33.8
4th Down: Made/Att	5/13	8/14
4th Down Pct.	38.5	57.1
TOTAL NET YARDS	3699	3971
Avg. Per Game	264.2	283.6
Total Plays	801	872
Avg. Per Play	4.6	4.6
NET YARDS RUSHING	1927	1604
Avg. Per Game	137.6	114.6
Total Rushes	463	466
NET YARDS PASSING	1772	2367
Avg. Per Game	140.4	170.5
Sacked/Yards Lost	29/244	29/233
Gross Yards	2016	2600
Att./Comp.	338/159	406/202
Completion Pct.	47.0	49.8
Had Intercepted	15	23
PUNTS/AVERAGE	80/41.9	71/42.4
NET PUNTING AVG.	37.9	39.9
PENALTIES/YARDS	80/714	71/686
FUMBLES/BALL LOST	26/12	35/23
TOUCHDOWNS	26	34
Rushing	12	13
Passing	10	13
Returns	4	8

Score by Period	1	2	3	4	Tot
BEARS	75	57	26	76	234
OPPONENTS	59	79	62	72	272

SCORING	TDs:Ru-Pa-RK-PAT	FG	S	Pts
Leclerc	0 0 0 0	24/25	18/30	0 78
Sayers	12 8 2 2	0	0	0 72
Jones	5 0 5 0	0	0	0 30
Bulich	2 2 0 0	0	0	0 12
Ditka	2 0 2 0	0	0	0 12
Arnett	1 1 0 0	0	0	0 6
Fortunato	1 0 0 1	0	0	0 6
Gordon	1 0 1 0	0	0	0 6
Kurek	1 1 0 0	0	0	0 6
O'Bradovich	1 0 0 1	0	0	0 6
BEARS	26 12 10 4	24/25	18/30	0 234
OPPONENTS	34 13 13 8	32/34	12/29	0 272

RUSHING	No	Yds	Avg	Lg	TD
Sayers	229	1231	5.4	58T	8
Bull	100	318	3.2	13	0
Arnett	55	178	3.2	21	1
Kurek	52	179	3.4	12	1
Bulich	18	14	0.8	12T	2
Piccolo	3	12	4.0	5	0
Marconi	3	5	1.6	3	0
Gordon	1	2	2.0	2	0
Rakestraw	1	-5	-5.0	-5	0
Jones	1	-7	-7.0	-7	0
BEARS	463	1927	4.2	58T	12
OPPONENTS	466	1604	3.4	30	13

RECEIVING	No	Yds	Avg	Lg	TD
Sayers	34	447	13.1	80T	2
Ditka	32	378	11.8	30	2
Jones	28	504	18.0	80T	5
Bull	20	174	8.7	28	0
Gordon	15	210	14.0	40T	1
Kurek	10	178	17.8	49	0
Arnett	10	42	4.2	11	0
Morris	5	49	9.9	15	0
Allen	3	28	9.3	14	0
Bivins	2	6	3.0	4	0
BEARS	159	2016	12.4	80T	10
OPPONENTS	202	2600	11.7	84T	13

PASSING	Att	Cmp	Yds	Cmp% Yd/Att	TD	TD%	Int	Int%	Lg	Sack/Lost	Rating
Bulich	309	147	1858	47.6 6.01	10	3.2	21	6.8	80T	26/211	49.3
Wade	21	9	79	42.9 3.76	0	0.0	1	4.8	14	0/0	33.6
Sayers	6	2	58	33.3 9.67	0	0.0	1	16.7	39	0/0	30.6
Bull	1	1	21	100.0 21.0	0	0.0	0	0.0	21	0/0	118.8
Arnett	1	0	0	00.0 0.0	0	0.0	0	0.0	0	0/0	39.6
Rakestraw	0	0	0	00.0 0.0	0	0.0	0	0.0	0	3/33	0.0
BEARS	338	159	2016	47.0 5.82	10	3.0	23	6.8	80T	29/244	47.0
OPPONENTS	406	202	2600	49.8 5.80	13	3.2	15	3.7	84T	29/233	65.5

PUNTING	No	Yds	Avg	Net	TB	In	Lg	B
Green	80	3358	41.9	37.9	4	12	69	0
BEARS	80	3358	41.9	37.9	4	12	69	0
OPPONENTS	71	3010	42.4	39.9	4	22	70	0

INTS	No	Yds	Avg	Lg	TD
Petitbon	4	34	8.5	20	0
Whitshell	3	44	14.7	21	0
McRae	3	53	17.7	53	0
Taylor	1	15	15.0	15	0
Butkus	1	3	3.0	3	0
Atkins	1	3	3.0	3	0
Fortunato	1	3	3.0	3	0
Gentry	1	0	0.0	0	0
BEARS	15	155	10.3	53	0
OPPONENTS	23	426	18.5	94T	6

KO RETURNS	No	Yds	Avg	Lg	TD
Sayers	23	718	31.2	93T	2
Gordon	19	521	27.4	94	0
Arnett	2	39	19.5	25	0
Butkus	3	32	10.7	18	0
Taylor	1	3	3.0	3	0
Brown	0	28	28.0	28	0
BEARS	48	1341	27.9	94	2
OPPONENTS	49	1055	21.5	80	0

PUNT RET.	Ret	FC	Yds	Avg	Lg	TD
Arnett	15	10	58	3.9	13	0
Sayers	6	11	44	7.3	27	0
Gordon	4	2	-5	-1.3	0	0
BEARS	25	23	97	3.9	27	0
OPPONENTS	46	16	250	5.4	44T	1

BEARS STADIUM RECORD BREAKDOWN

The Bears regular season combined record at Soldier Field (old and new) stands at 217-156-1. The Bears have also played home games at Normal Park (multiple games, 1920, 1927, 1928); Decatur (1921, victory over Rock Island); Comiskey Park (multiple games, 1922, 1924); DePaul (1925, victory over Hammond); Mills (1930, tie versus Brooklyn); Loyola (1931, victory over Cleveland); Chicago Stadium (1932, victory over Portsmouth); Dyche Stadium (1970, victory over Philadelphia); and Memorial Stadium in Champaign (2002).

- Bears record at Wrigley Field*..... 221-89-22 (.699)
- Bears home record at Wrigley Field..... 219-89-22 (.697)
- Bears home record at other Chicago sites 17-7-2 (.692)
- Bears record at Soldier Field (through 2001) 140-96-1 (.593)
- Bears record at Soldier Field (since 2003) 76-60 (.559)
- Bears record at Memorial Stadium (2002)..... 3-5 (.375)
- Bears regular season combined home record 451-253-25 (.636)

*Bears played the Tigers at Cubs Park (Wrigley Field) as the visiting team in 1920

1967 CHICAGO BEARS STATISTICS

Record: 7-6-1, .538

2nd Place, Central

Head Coach: George S. Halas

09/17 L	13-41	at Pittsburgh	53,365
09/24 L	10-13	at Green Bay	50,861
09/01 W	17-7	at Minnesota	44,868
10/08 L	3-24	BALTIMORE	47,190
10/15 W	14-13	DETROIT	46,024
10/22 L	0-24	at Cleveland	83,183
10/29 L	17-28	L.A. RAMS	46,073
11/05 W	27-13	at Detroit	55,606
11/12 W	34-7	N.Y. GIANTS	46,223
11/19 W	30-3	ST. LOUIS	47,147
11/26 L	13-17	GREEN BAY	47,513
12/03 W	28-14	at San Francisco	25,613
12/10 T	10-10	MINNESOTA	40,110
12/17 W	23-14	at Atlanta	54,107

	Bears	Opp.
TOTAL FIRST DOWNS	175	215
Rushing	98	91
Passing	62	98
Penalty	15	26
3rd Down: Made/Att	NA	NA
3rd Down Pct.	NA	NA
4th Down: Made/Att	NA	NA
4th Down Pct.	NA	NA
TOTAL NET YARDS	3293	3406
Avg. Per Game	235.2	243.3
Total Plays	757	789
Avg. Per Play	4.4	4.3
NET YARDS RUSHING	1852	1531
Avg. Per Game	132	110
Total Rushes	489	419
NET YARDS PASSING	1441	1875
Avg. Per Game	102.9	133.9
Sacked/Yards Lost	27/232	30/271
Gross Yards	1673	2146
Att./Comp.	268/131	370/168
Completion Pct.	48.9	42.6
Had Intercepted	18	28
PUNTS/AVERAGE	79/42.9	77/41.3
NET PUNTING AVG.	NA	NA
PENALTIES/YARDS	98/953	82/782
FUMBLES/BALL LOST	25/14	23/16
TOUCHDOWNS	29	27
Rushing	12	12
Passing	9	14
Returns	8	1

Score by Period	1	2	3	4	Tot
BEARS	68	81	56	34	239
OPPONENTS	41	48	54	75	228

SCORING	TDs:Ru-Pa-R	PAT	FG	5	Pts				
Sayers	12	7	1	4	0	0	72		
Percival	0	0	0	0	0	26	13	0	65
Gordon	5	0	5	0	0	0	0	30	
Concannon	3	1	3	0	0	0	0	18	
McRae	2	0	2	0	0	0	0	12	
Rakestraw	2	2	0	0	0	0	0	12	
Buffone	1	0	0	1	0	0	0	6	
Bull	1	0	1	0	0	0	0	6	
Jones	1	0	1	0	0	0	0	6	
Morris	1	0	1	0	0	0	0	6	
Taylor	1	0	0	1	0	0	0	6	
BEARS	29	12	9	8	26	13	0	239	
OPPONENT	27	11	14	2	26	10	0	218	

RUSHING	No	Yds	Avg	Lg	TD
Sayers	186	880	4.5	70	7
Piccolo	86	317	3.7	31	0
Concannon	67	279	4.2	31	3
Bull	61	176	2.9	11	0
Kurek	37	112	3.0	13	0
Rakestraw	11	42	3.8	20	2
Livingston	30	41	1.4	6	0
J. Jones	4	19	4.8	24	0
Morris	1	6	6.0	6	0
Gordon	3	-7	-2.3	9	0
Bukich	4	-13	-3.3	2	0
BEARS	489	1852	3.8	70	12
OPPONENTS	419	1531	3.7	-	12

RECEIVING	No	Yds	Avg	Lg	TD
Gordon	31	534	16.8	93t	5
Morris	20	231	11.6	31	1
Bull	18	250	13.9	63	1
Sayers	16	126	7.9	32t	1
Piccolo	13	103	7.9	25	0
Denney	12	113	9.4	19	0
J. Jones	7	138	19.7	34	0
Livingston	5	62	12.4	38	0
Kurek	5	30	6.0	8	0
R.Jones	3	80	26.6	51t	1
Stoepel	1	6	6.0	6	0
BEARS	131	1673	12.7	93t	9
OPPONENTS	168	2146	12.8	-	14

PASSING	Att	Cmp	Yds	Cmp% Yd/Att	TD	TD%	Int	Int%	Lg	Sack/Lost	Rating	
Concannon	186	92	1260	49.5	6.77	6	3.2	14	7.5	93t	37.7/103t	50.9
Bukich	33	18	185	54.5	5.61	0	0.0	2	6.1	30	5/42	45.6
Rakestraw	44	21	228	47.7	5.18	3	6.8	2	4.5	34	2/15	67.2
Sayers	5	0	0	0.0	0.0	0	0.0	0	0.0	0	0/0	39.6
Petitbon	0	0	0	0.0	0.0	0	0.0	0	0.0	0	1/7	0.0
BEARS	268	131	1673	48.9	6.24	9	3.4	18	6.7	93t	27/232	52.0
OPPONENTS	370	168	2146	45.4	5.80	14	3.8	28	7.6	-	30/271	45.2

PUNTING	No	Yds	Avg	Net	TB	In	Lg	B	
Green	79	3392	42.9				24	68	0
BEARS	79	3392	42.9					68	0
OPPONENTS	77	3180	41.3					NA	-

INTS	No	Yds	Avg	Lg	TD
B. McRae	5	94	18.8	34	2
Petitbon	5	73	14.6	35	0
R. Taylor	5	19	3.8	10	0
Gentry	4	25	6.3	17	0
Buffone	3	39	13.0	22	0
Cornish	2	10	5.0	6	0
J. Taylor	1	27	27.0	27	0
Butkus	1	24	24.0	24	0
Brown	1	23	23.0	23	0
Amsler	1	0	0.0	0	0
BEARS	28	334	11.9	35	2
OPPONENTS	18	246	13.7	-	1

KO RETURNS	No	Yds	Avg	Lg	TD
Sayers	16	603	37.7	103t	3
Gordon	16	397	24.8	32	0
Kurek	5	81	16.2	25	0
Dodd	3	34	11.3	24	0
Brown	2	34	17.0	17	0
J. Taylor	1	8	8.0	8	0
Jackson	1	0	0.0	0	0
Kriewald	1	0	0.0	0	0
Gordon	1	0	0.0	0	0
Kuechenberg	1	0	0.0	0	0
Stoepel	1	0	0.0	0	0
BEARS	47	1157	24.6	103t	3
OPPONENTS	52	1064	20.5	-	0

PUNT RET.	Ret	FC	Yds	Avg	Lg	TD
Gordon	12	12	82	6.8	43	0
Morris	4	4	24	6.0	15	0
Sayers	3	8	80	26.7	58t	1
Dodd	3	4	8	2.7	6	0
BEARS	22	28	194	8.8	58t	1
OPPONENTS	41	19	168	4.1	-	0

FRANCHISE MOVES

- Arizona Cardinals.....played in Chicago 1920-59; played in St. Louis 1960-87; known as Phoenix 1988-93
- Cleveland Browns.....suspended operations in 1996; resumed play in 1999
- Detroit Lions.....known as Portsmouth Spartans prior to 1934
- Indianapolis Colts.....played in Baltimore prior to 1984
- Los Angeles Chargers.....played in Los Angeles in 1960; in San Diego 1961-2016
- Los Angeles Rams.....played in Cleveland 1937-45; in Los Angeles 1946-94; in St. Louis 1995-2015
- New England Patriots.....played in Boston prior to 1971
- Las Vegas Raiders.....played in Los Angeles 1982-94; played in Oakland 1995-2019 and from 1960-81
- Philadelphia Eagles.....played as a merged team with Pittsburgh in 1943 (one season only)
- Pittsburgh Steelers.....known as Pirates prior to 1941; merged with Philly for 1943 season and with the Chicago Cardinals (Card-Pitt) in 1944
- Tennessee Titans.....played in Houston 1960-96; retained nickname "Oilers" through 1998
- Washington Redskins.....known as Braves prior to 1933; played in Boston prior to 1937

1968 CHICAGO BEARS STATISTICS

Record: 7-7, .500
2nd Place, NFC Central
Head Coach: Jim Dooley

09/15 L 28-38	WASHINGTON	41,321
09/22 L 0-42	at Detroit	50,688
09/29 W 27-17	at Minnesota	47,644
10/6 L 7-28	at Baltimore	60,238
10/13 L 10-28	DETROIT	46,996
10/20 W 29-16	at Philadelphia	60,858
10/27 W 26-24	MINNESOTA	46,562
11/03 W 13-10	at Green Bay	50,861
11/10 W 27-19	SAN FRANCISCO	46,978
11/17 L 13-16	ATLANTA	44,214
11/24 L 3-34	DALLAS	46,667
12/01 W 23-17	at New Orleans	78,285
12/08 W 17-16	at L.A. Rams	66,368
12/15 L 27-28	GREEN BAY	46,435

Bears		Opp.
TOTAL FIRST DOWNS	219	240
Rushing	121	102
Passing	78	102
Penalty	20	36
3rd Down: Made/Att	NA	NA
3rd Down Pct.	NA	NA
4th Down: Made/Att	NA	NA
4th Down Pct.	NA	NA
TOTAL NET YARDS	4058	4371
Avg. Per Game	289.9	312.2
Total Plays	857	899
Avg. Per Play	4.7	4.9
NET YARDS RUSHING	2377	1704
Avg. Per Game	169.8	121.7
Total Rushes	500	427
NET YARDS PASSING	1681	2667
Avg. Per Game	135.9	171.7
Sacked/Yards Lost	24/187	30/226
Gross Yards	1868	2893
Att./Comp.	343/158	333/172
Completion Pct.	46.1	51.7
Had Intercepted	18	21
PUNTS/AVERAGE	66/38.0	66/40.1
NET PUNTING AVG.	NA	NA
PENALTIES/YARDS	113/1194	91/896
FUMBLES/BALL LOST	28/12	20/16
TOUCHDOWNS	25	43
Rushing	14	17
Passing	10	25
Returns	1	1

PASSING	Att	Cmp	Yds	Cmp%	Yd/Att	TD	TD%	Int	Int%	Lg	Sack/Lost	Rating
Concannon	143	71	715	49.7	5.00	5	3.5	9	6.3	51	9/72	49.7
Carter	122	55	769	45.1	6.30	4	3.3	5	4.1	50	6/45	59.8
Rakestraw	67	30	361	44.7	5.39	1	1.5	7	10.4	80t	6/49	27.8
Buklich	7	2	23	28.6	3.29	0	0.0	0	0.0	13	3/21	40.2
Sayers	2	0	0	0.0	0.00	0	0.0	0	0.0	0	0/0	39.6
Kilgore	1	0	0	0.0	0.00	0	0.0	0	0.0	0	0/0	39.6
Bull	1	0	0	0.0	0.00	0	0.0	0	0.0	0	0/0	39.6
BEARS	343	158	1868	46.1	4.90	10	2.9	21	6.1	80t	24/187	45.1
OPPONENTS	533	172	2893	51.7	8.01	25	7.5	18	5.4	99t	30/226	81.0

Score by Period	1	2	3	4	Tot
BEARS	68	95	27	60	250
OPPONENTS	68	137	60	68	333

SCORING	TDs:Ru-Pa-RK-PAT	FG	S	Pts			
Percival	0	0	0	25/25	25/36	0	100
Carter	4	4	0	0	0	24	0
Gordon	4	0	4	0	0	24	0
Bull	3	3	0	0	0	18	0
Concannon	2	2	0	0	0	12	0
Sayers	2	2	0	0	0	12	0
Piccolo	2	2	0	0	0	12	0
Denney	2	0	2	0	0	12	0
Wallace	2	0	2	0	0	12	0
Turner	2	0	2	0	0	12	0
Kurek	1	1	0	0	0	6	6
R. Taylor	1	0	0	1	0	6	6
BEARS	25	14	1	25/25	25/36	0	250
OPPONENTS	43	17	25	138/140	11/31	0	333

RUSHING	No	Yds	Avg	Lg	TD
Sayers	138	856	6.2	63	2
Bull	107	472	4.4	24	3
Piccolo	123	450	3.7	19	2
Carter	48	265	5.5	31	4
Concannon	28	104	3.7	16	2
Kurek	17	95	5.6	23	1
Wallace	3	29	9.7	18	0
Lyle	4	28	7.0	26	0
Livingston	7	25	3.6	8	0
Hull	12	22	1.8	12	0
Turner	2	16	8.0	14	0
Rakestraw	9	12	1.3	7	0
Green	1	4	4.0	4	0
Denney	1	-1	-1.0	-1	0
BEARS	500	2377	4.8	63	14
OPPONENTS	427	1704	4.0	46	17

RECEIVING	No	Yds	Avg	Lg	TD
Gordon	29	477	16.5	51	4
Piccolo	28	291	10.4	44	0
Denney	23	247	10.7	46	2
Wallace	19	281	14.8	27	2
Bull	17	145	8.5	24	0
Sayers	15	117	7.8	21	0
Turner	14	208	14.9	80t	2
Lyle	5	32	6.4	13	0
Kurek	4	50	12.5	23	0
Hull	4	20	5.0	9	0
BEARS	158	1868	10.6	80t	10
OPPONENTS	172	2893	15.5	99t	25

PUNTING	No	Yds	Avg	Net	TB	In	Lg	B
Green	27	1142	42.3					58
Kilgore	35	1231	35.2					50
Lyle	4	144	33.5					39
BEARS	66	2508	38.0					58
OPPONENTS	66	2640	40.1					63

INTS	No	Yds	Avg	Lg	TD
McRae	4	41	10.3	22	0
R. Taylor	3	96	32.0	96t	1
Butkus	3	14	4.7	14	0
Phillips	2	23	11.5	17	0
Pettibone	2	18	9.0	18	0
Buffone	1	21	21.0	21	0
Gentry	1	7	7.0	7	0
Evey	1	6	6.0	6	0
J. Taylor	1	0	0.0	0	0
BEARS	18	226	12.6	96t	1
OPPONENTS	21	260	12.4	50	1

KO RETURNS	No	Yds	Avg	Lg	TD
Turner	20	363	18.2	33	0
Sayers	17	461	27.1	46	0
Childs	8	291	36.4	88	0
Kurek	4	48	12.0	20	0
Gordon	3	97	32.3	37	0
Wallace	3	80	26.7	42	0
Butkus	2	30	15.0	28	0
Kuechenberg	1	0	0.0	0	0
BEARS	58	1370	23.6	88	0
OPPONENTS	54	968	17.9	41	0

PUNT RET.	Ret	FC	Yds	Avg	Lg	TD
Turner	9	17	19	2.1	12	0
Wallace	6	3	27	4.5	9	0
Sayers	2	3	29	14.5	18	0
Gordon	1	1	5	5.0	5	0
Hazelton	1	0	1	1.0	1	0
BEARS	19	24	81	4.3	18	0
OPPONENTS	28	19	120	4.3	40	0

FGs	1-19	20-29	30-39	40-49	50+
Percival	7/	6/	5/	6/	1/
BEARS	7/	6/	5/	6/	1/
OPPONENTS	2/	2/	4/	3/	0/
Percival: 43, 31, 33, 39, 31, 28, 15, 14, 12, 42, 21, 47, 10, 43, 42, 15, 34, 14, 20, 50, 46, 20, 20, 14, 26					
OPPONENTS: 37, 43, 30, 37, 44, 38, 19, 20, 21, 49, 19					

DEFENSE (Top 9)	T	S	A	FF	FR	PD	Sa	Int
Butkus	127	55	NA	1	NA	NA	0.0	3
Buffone	92	34	NA	1	NA	NA	9.0	1
Evey	52	36	NA	0	NA	NA	8.0	1
R. Taylor	47	11	NA	0	NA	NA	0.0	3
Phillips	35	20	NA	0	NA	NA	9.0	2
J. Taylor	35	9	NA	1	NA	NA	0.0	1
McRae	32	9	NA	0	NA	NA	7.0	4
Johnson	26	19	NA	0	NA	NA	5.0	0
Cornish	23	11	NA	0	NA	NA	0.0	0
SACKS: Buffone 9.0, Phillips 9.0, Evey 8.0, McRae 7.0, Johnson 5.0								
TEAM: 30.0; OPPONENTS: 24.0								

USUAL STARTERS

Offense	Defense
WR.....Dick Gordon	RE.....Lloyd Phillips
LT.....Randy Jackson	RT.....Dick Evey
LG.....George Seals	LT.....John Johnson
C.....Mike Pyle	LE.....Ed O'Bradovich
RG.....James Cadile	WLB.....James Purnell
RT.....Bob Wetoska	MLB.....Dick Butkus
TE.....Austin Denney	SLB.....Doug Buffone
WR.....Cecil Turner	RCB.....Joe Taylor
QB.....Jack Concannon	LCB.....Bennie McRae
RB.....Gale Sayers	SS.....Richie Pettibone
FB.....Ronnie Bull	FS.....Roosevelt Taylor

Team Stats	Bears	Avg
Total Yards	4058	289.9
Rushing Yards	2377	169.8
Passing Yards	1681	120.1
Points Scored	250	17.9
	Opp	Avg
Total Yards	4371	312.2
Rushing Yards	1704	121.7
Passing Yards	2667	190.5
Points Scored	333	23.8

1969 CHICAGO BEARS STATISTICS

Record: 1-13, .071
4th Place, NFC Central
Head Coach: Jim Dooley

09/21 L	0-17	at Green Bay	50,861
09/28 L	17-20	at St. Louis	50,039
10/05 L	24-28	at N. Y. Giants	62,583
10/12 L	0-31	MINNESOTA	45,757
10/19 L	7-13	at Detroit	54,732
10/26 L	7-9	L.A. RAMS	45,985
11/02 L	14-31	at Minnesota	47,900
11/09 W	38-7	PITTSBURGH	45,851
11/16 L	31-48	at Atlanta	53,722
11/23 L	21-24	BALTIMORE	45,455
11/30 L	24-28	CLEVELAND	45,050
12/06 L	21-42	at San Francisco	32,826
12/14 L	3-21	GREEN BAY	45,216
12/21 L	3-20	DETROIT	41,879

	Bears	Opp
TOTAL FIRST DOWNS	237	208
Rushing	120	89
Passing	97	98
Penalty	20	21
3rd Down: Made/Att	NA	NA
3rd Down Pct.	NA	NA
4th Down: Made/Att	NA	NA
4th Down Pct.	NA	NA
TOTAL NET YARDS	3568	3881
Avg. Per Game	255	278
Total Plays	901	769
Avg. Per Play	3.9	5.1
NET YARDS RUSHING	2078	1900
Avg. Per Game	148	136
Total Rushes	462	440
NET YARDS PASSING	1490	1981
Avg. Per Game	106	142
Sacked/Yards Lost	55/439	33/258
Gross Yards	1929	2239
Att./Comp.	384/193	296/150
Completion Pct.	50.1	50.7
Had Intercepted	21	16
PUNTS/AVERAGE	76/39.0	59/41.7
NET PUNTING AVG.	NA	NA
PENALTIES/YARDS	89/940	66/612
FUMBLE/BALL LOST	27/17	21/11
TOUCHDOWNS	26	43
Rushing	14	17
Passing	11	23
Returns	1	3

PASSING	Att	Cmp	Yds	Cmp%	Yd/Att	TD	TD%	Int	Int%	Lg	Sack/Lost	Rating
Concannon	160	87	783	54.4	4.89	4	2.5	8	5.0	38	14/104	55.3
Douglass	148	68	773	45.9	5.22	5	3.4	8	5.4	48	37/312	50.9
Carter	71	36	343	50.7	4.83	2	2.8	5	7.0	41	3/20	44.5
Green	2	2	30	100.0	15.00	0	0.0	0	0.0	19	0/0	118.8
Bull	1	0	0	0.0	0.00	0	0.0	0	0.0	0	0/0	39.6
Sayers	2	0	0	0.0	0.00	0	0.0	0	0.0	0	1/3	39.6
BEARS	384	193	1929	50.1	5.02	11	2.9	21	5.5	48	55/439	51.7
OPPONENTS	296	150	2239	50.7	7.56	23	7.8	16	5.4	77	33/258	79.2

Score by Period	1	2	3	4	Tot
BEARS	30	86	57	37	210
OPPONENTS	79	88	76	96	339

SCORING	TDs:Ru-Pa-RK-PAT	FG	S	Pts			
Percival	0 0 0 0	26/26	8/21	0 50			
Sayers	8 8 0 0	0	0	48			
Wallace	5 0 5 0	0	0	30			
Gordon	4 0 4 0	0	0	24			
Piccolo	3 2 1 0	0	0	18			
Douglass	2 2 0 0	0	0	12			
Concannon	1 1 0 0	0	0	6			
Denney	1 0 1 0	0	0	6			
Hull	1 1 0 0	0	0	6			
Youngblood	1 0 0 1	0	0	6			
BEARS	26	14	11	2/26	8/21	0	210
OPPONENTS	43	17	23	3/42	13/27	0	339

RUSHING	No	Yds	Avg	Lg	TD
Sayers	236	1032	4.4	28	8
Douglass	51	408	8.0	39	2
Bull	44	187	4.3	16	0
Piccolo	45	148	3.3	15	2
Hull	29	81	2.8	14	1
Concannon	22	62	2.8	30	1
Montgomery	15	52	3.5	6	0
Gordon	2	28	14.0	22	0
Kurek	8	24	3.0	6	0
Carter	4	19	4.8	11	0
Green	1	17	17.0	17	0
Wallace	4	16	4.0	15	0
Denney	1	4	4.0	4	0
BEARS	462	2078	4.5	39	14
OPPONENTS	440	1900	4.3	80	17

RECEIVING	No	Yds	Avg	Lg	TD
Wallace	47	553	11.8	45	5
Gordon	36	414	11.5	41	4
Denney	22	203	9.2	29	1
Piccolo	17	143	8.4	25	1
Sayers	17	116	6.8	25	0
Bull	14	91	6.5	17	0
Simmons	13	178	13.0	48	0
Hull	12	63	5.3	29	0
Ogden	7	100	14.3	21	0
Kurek	4	30	7.5	13	0
Montgomery	2	8	4.0	6	0
Turner	1	19	19.0	19	0
Lyle	1	11	11.0	11	0
BEARS	193	1929	10.0	48	11
OPPONENTS	150	2239	14.9	77	23

PUNTING	No	Yds	Avg	Net	TB	In	Lg	B
Green	76	2964	39.0					59 0
BEARS	76	2964	39.0					59 0
OPPONENTS	59	2460	41.7					72

INTS	No	Yds	Avg	Lg	TD
J. Taylor	3	37	12.3	23	0
Daniels	3	37	12.3	32	0
Youngblood	3	22	7.3	22t	1
Butkus	2	13	6.5	11	0
Buffone	2	12	6.0	12	0
Lyle	1	10	10.0	10	0
Pride	1	1	1.0	1	0
McRae	1	0	0.0	0	0
BEARS	16	132	8.3	32	1
OPPONENTS	21	NA	NA	44	4

KO RETURNS	No	Yds	Avg	Lg	TD
Sayers	14	339	24.2	52	0
Lyle	11	248	22.5	32	0
Turner	10	326	32.6	74	0
Gordon	6	105	17.5	27	0
Kurek	4	66	16.5	20	0
Butkus	3	28	9.3	28	0
Seals	2	20	10.0	20	0
Holman	1	0	0.0	0	0
Kuechenberg	1	0	0.0	0	0
BEARS	52	1132	21.8	74	0
OPPONENTS	38	521	24.3	86	1

PUNT RET.	Ret	FC	Yds	Avg	Lg	TD
Lyle	12	1	78	6.5	27	0
Piccolo	9	5	43	4.8	15	0
Turner	8	2	32	4.0	12	0
Gordon	1	0	11	11.0	11	0
Sayers	0	1	0	0.0	0	0
BEARS	30	9	164	5.47	27	0
OPPONENTS	28	NA	106	3.75	24	0

FGs	1-19	20-29	30-39	40-49	50+
Percival	1/	3/	4/	0/	0/
BEARS	1/	3/	4/	0/	0/
OPPONENTS	3/	4/	3/	3/	0/
Percival: 34,10,37,27,35,21,25,38					
OPPONENTS: 32,24,20,46,28,23,11,48,30,17,17,43,31					

DEFENSE (Top 6)	T	S	A	FF	FR	PD	Sa	Int
Buffone	68	NA	NA	NA	NA	NA	3.0	2
Taylor	41	30	11	NA	NA	NA	0.0	3
Holman	40	14	26	NA	NA	NA	0.0	0
Evey	39	3	36	NA	NA	NA	0.0	0
O'Bradovich	35	14	21	NA	NA	NA	0.0	0
McRae	25	20	5	NA	NA	NA	0.0	1
SACKS: Evey 6.0, Buffone, 3.0								
TEAM 33.0, OPPONENTS 55.0								

USUAL STARTERS

Offense	Defense
WR.....Bob Wallace	RE.....Ed O'Bradovich
LT.....Randy Jackson	RT.....Willie Holman
LG.....George Seals	LT.....Frank Cornish
C.....Mike Pyle	LE.....Dick Evey
RG.....James Cadille	WLB.....Rudy Kuechenberg
RT.....Rufus Mayes	MLB.....Dick Butkus
TE.....Austin Denney	SLB.....Doug Buffone
WR.....Dick Gordon	RCB.....Joe Taylor
QB.....Bobby Douglass	LCB.....Bennie McRae
RB.....Gale Sayers	SS.....George Youngblood
FB.....Ronnie Bull	FS.....Dick Daniels

Team Stats	Bears	Avg
Total Yards	3568	254.9
Rushing Yards	2078	148.4
Passing Yards	1490	106.4
Points Scored	210	15.0
Opp	Avg	
Total Yards	3881	277.2
Rushing Yards	1900	135.7
Passing Yards	1981	141.5
Points Scored	339	19.7

1970 CHICAGO BEARS STATISTICS

Record: 6-8, .429
3rd Place, NFC Central
Head Coach: Jim Dooley

09/19 W 24-16	at N.Y. Giants	62,936
09/27 W 20-16	PHILADELPHIA	53,643
10/05 L 14-28	at Detroit	58,210
10/11 L 0-24	MINNESOTA	45,405
10/18 L 7-20	SAN DIEGO	45,278
10/25 L 10-16	DETROIT	45,632
11/01 W 23-14	at Atlanta	58,850
11/08 L 16-37	SAN FRANCISCO	45,607
11/15 L 19-20	at Green Bay	56,263
11/22 W 31-13	BUFFALO	41,015
11/29 L 20-21	at Baltimore	60,240
12/05 L 13-16	at Minnesota	47,900
12/13 W 35-17	GREEN BAY	44,957
12/20 W 24-3	at New Orleans	63,518

Bears		Opp
TOTAL FIRST DOWNS	179	234
Rushing	83	83
Passing	76	133
Penalty	20	18
3rd Down: Made/Att	NA	NA
3rd Down Pct.	NA	NA
4th Down: Made/Att	NA	NA
4th Down Pct.	NA	NA
TOTAL NET YARDS	3265	4067
Avg. Per Game	233.2	290.5
Total Plays	808	895
Avg. Per Play	4.0	4.5
NET YARDS RUSHING	1092	1471
Avg. Per Game	78.0	105.1
Total Rushes	353	459
NET YARDS PASSING	2173	2596
Avg. Per Game	135.9	171.7
Sacked/Yards Lost	33/258	42/329
Gross Yards	2431	2925
Att./Comp.	422/210	394/233
Completion Pct.	49.8	59.1
Had Intercepted	23	17
PUNTS/AVERAGE	84/40.8	87/37.6
NET PUNTING AVG.	NA	NA
PENALTIES/YARDS	NA	NA
FUMBLES/BALL LOST	29/14	27/13
TOUCHDOWNS	28	31
Rushing	3	11
Passing	21	18
Returns	4	2

PASSING	Att	Cmp	Yds	Cmp%	Yd/Att	TD	Int	Int%	Lg	Sack/Lost	Rating	
Concannon	385	194	2130	50.4	5.55	16	4.2	18	4.7	69	24/206	61.5
Douglass	30	12	218	40.0	7.27	4	13.3	3	10.0	53	7/46	65.7
Green	2	2	37	100.0	18.50	0	0.0	0.0	0.0	34	0/0	118.8
Bull	4	2	46	50.0	11.50	1	25.0	1	25.0	34	0/0	91.7
Nix	1	0	0	0.0	0.00	0	0.0	100.0	0	1/2	39.6	
Lyle	0	0	0	0.0	0.00	0	0.0	0.0	0	1/4	0.0	
BEARS	422	210	2431	49.8	5.76	21	5.0	23	5.5	69	33/258	61.4
OPPONENTS	394	233	2925	59.1	7.42	18	4.6	17	4.3	79	42/329	79.5

Score by Period	1	2	3	4	Tot
BEARS	82	57	37	73	256
OPPONENTS	48	60	82	78	261

SCORING	TDs:Ru-Pa-RK-PAT	FG	5	Pts				
Percival	0	0	0	28/28	20/34	0	88	
Gordon	13	0	13	0	0	0	78	
Seymour	4	0	4	0	0	0	24	
Turner	4	0	4	0	0	0	24	
Concannon	2	2	0	0	0	0	12	
Farmer	2	0	2	0	0	0	12	
Coady	1	0	1	0	0	0	6	
Ogden	1	0	1	0	0	0	6	
Shy	1	1	0	0	0	0	6	
BEARS	28	3	21	4	28/28	34	0	256
OPPONENTS	31	11	18	2	27/27	16	29	261

RUSHING	No	Yds	Avg	Lg	TD
Montgomery	62	229	3.7	38	0
Shy	79	227	2.9	45	1
Bull	68	214	3.2	28	0
Concannon	42	136	3.2	16	2
Hull	32	99	3.1	13	0
Sayers	23	52	2.3	15	0
Baynham	26	68	2.6	9	0
Kurek	6	24	4.0	11	0
Douglass	7	22	3.1	7	0
Gordon	4	17	4.3	7	0
Green	1	7	7.0	7	0
Turner	3	-3	-1.0	0	0
BEARS	353	1092	3.1	45	3
OPPONENTS	459	1471	3.2	23	11

RECEIVING	No	Yds	Avg	Lg	TD
Gordon	71	1026	14.5	69	13
Farmer	31	496	16.0	60	2
Wallace	15	160	10.7	33	0
Montgomery	14	75	5.4	17	0
Bull	13	60	4.6	17	0
Hull	13	44	3.4	17	0
Baynham	12	43	3.6	13	0
Shy	10	147	14.7	64	0
Hester	7	54	7.7	16	0
Seymour	6	145	24.2	53	4
Coady	6	44	7.3	14	1
Cole	3	47	15.7	34	0
Kurek	3	11	3.7	5	0
Turner	2	43	21.5	34	0
Ogden	1	6	6.0	6	1
Percival	1	19	19.0	19	0
Lyle	1	5	5.0	5	0
Sayers	1	-6	-6.0	-6	0
BEARS	210	2431	10.3	69	21
OPPONENTS	233	2925	11.1	79	18

PUNTING	No	Yds	Avg	Net	TB	In	Lg	B	
Green	83	3395	40.9					56	0
Lyle	1	29	29.0					29	0
BEARS	84	3424	40.8					56	0
OPPONENTS	87	3271	37.6					62	0

INTS	No	Yds	Avg	Lg	TD
Buffone	4	33	8.3	16	0
Butkus	3	0	0.0	0	0
Taylor	2	18	9.0	18	0
Brupbacher	2	17	8.5	7	0
Clark	1	32	32.0	32	0
Davis	1	0	0.0	0	0
McRae	1	0	0.0	0	0
Seals	1	0	0.0	0	0
BEARS	17	100	5.9	32	0
OPPONENTS	23	NA	NA	43	1

KO RETURNS	No	Yds	Avg	Lg	TD
Smith	28	651	23.2	46	0
Turner	23	752	32.7	96	4
Montgomery	4	69	17.3	21	0
Butkus	1	0	0.0	0	0
BEARS	56	1472	26.3	96	4
OPPONENTS	47	935	19.9	32	0

PUNT RET.	Ret	FC	Yds	Avg	Lg	TD
Smith	33	1	128	3.9	15	0
Cole	14	1	83	5.9	15	0
Lyle	9	3	37	4.1	10	0
Turner	1	0	0	0.0	0	0
BEARS	57	5	246	4.3	15	0
OPPONENTS	40	NA	268	6.7	76	0

FGs	1-19	20-29	30-39	40-49	50+
Percival	4/	5/	9/	1/	1/
BEARS	4/	5/	9/	1/	1/
OPPONENTS	2/	5/	2/	7/	0/
Percival:	28,17,36,11,30,47,31,36,37,19,23,38,13,31,37,28,27,33,24,50				
OPPONENTS:	25,20,45,42,22,43,49,31,40,17,49,21,23,20,32,47				

DEFENSE	(Top 10)	T	S	A	FF	FR	PD	Sa	Int
Butkus	132	48	84	NA	2	NA	0	0	3
Buffone	90	40	50	NA	0	NA	0	0	4
Caffey	82	41	41	NA	0	NA	0	0	0
Holman	79	31	48	NA	2	NA	0	12	0
Seals	54	22	32	NA	1	NA	5	0	1
Clark	44	18	26	NA	0	NA	0	0	1
Staley	42	6	36	NA	0	NA	7	0	0
McRae	37	10	27	NA	0	NA	0	0	1
Daniels	33	14	19	NA	0	NA	0	0	0
O'Bradovich	27	19	8	NA	0	NA	8	0	0
SACKS:	Holman	12.0	O'Bradovich	8.0	Staley	7.0	Seals	5.0	
TEAM	42.0	OPPONENTS	33.0						

USUAL STARTERS

Offense
 WR.....Dick Gordon
 LT.....Randy Jackson
 LG.....Glen Holloway
 C.....Bob Hyland
 RG.....James Cadle
 RT.....Wayne Mass
 TE.....Rich Coady
 WR.....George Farmer
 QB.....Jack Concannon
 RB.....Ross Montgomery
 FB.....Ronnie Bull

Defense
 RE.....Ed O'Bradovich
 RT.....Bill Staley
 LT.....George Seals
 LE.....Willie Holman
 WLB.....Lee Roy Caffey
 MLB.....Dick Butkus
 SLB.....Doug Buffone
 RCB.....Joe Taylor
 LCB.....Bennie McRae
 SS.....Phil Clark
 FS.....Dick Daniels

Team Stats	Bears	Avg
Total Yards	3265	233.2
Rushing Yards	1092	78.0
Passing Yards	2173	155.2
Points Scored	256	18.3
	Opp	Avg
Total Yards	4067	290.5
Rushing Yards	1471	105.1
Passing Yards	2596	185.4
Points Scored	261	18.6

1971 CHICAGO BEARS STATISTICS

Record: 6-8, .429
3rd Place, NFC Central
Head Coach: Jim Dooley

09/19 W	17-15	PITTSBURGH	55,049
09/26 W	20-17	at Minnesota	47,900
10/03 L	3-17	at L.A. Rams	66,957
10/10 W	35-14	NEW ORLEANS	55,049
10/17 L	0-13	at San Francisco	44,133
10/24 W	28-23	at Detroit	54,418
10/31 W	23-19	DALLAS	55,049
11/07 L	14-17	GREEN BAY	55,049
11/14 W	16-15	WASHINGTON	55,049
11/21 L	3-28	DETROIT	55,049
11/29 L	3-34	at Miami	75,312
12/05 L	3-6	at Denver	51,200
12/12 L	10-31	at Green Bay	56,263
12/19 L	10-27	MINNESOTA	55,049

Bears		Opp
TOTAL FIRST DOWNS	189	234
Rushing	75	99
Passing	99	117
Penalty	15	18
3rd Down: Made/Att	NA	NA
3rd Down Pct.	NA	NA
4th Down: Made/Att	NA	NA
4th Down Pct.	NA	NA
TOTAL NET YARDS	3336	4520
Avg. Per Game	238.3	322.9
Total Plays	857	899
Avg. Per Play	3.9	5.0
NET YARDS RUSHING	1434	2116
Avg. Per Game	102.4	151.4
Total Rushes	365	509
NET YARDS PASSING	1902	2404
Avg. Per Game	135.9	171.7
Sacked/Yards Lost	49/392	28/203
Gross Yards	2294	2607
Att./Comp.	443/186	362/192
Completion Pct.	41.9	53.0
Had Intercepted	28	22
PUNTS/AVERAGE	77/40.1	66/40.8
NET PUNTING AVG.	NA	NA
PENALTIES/YARDS	78/746	78/819
FUMBLES/BALL LOST	28/18	36/23
TOUCHDOWNS	20	29
Rushing	6	14
Passing	12	12
Returns	2	3

PASSING	Att	Cmp	Yds	Cmp%	Yd/Att	TD	TD%	Int	Int%	Lg	Sack/Lost	Rating
Douglass	225	91	1164	40.4	5.17	5	2.2	15	6.7	64	30/235	37.0
Nix	137	51	760	37.2	5.56	6	4.4	10	7.3	41	10/91	40.4
Concannon	77	42	334	54.5	4.34	0	0.0	3	3.9	28	8/61	49.4
Shy	1	1	23	100.0	23.00	1	100.0	0	0.0	23t	1/5	158.3
Green	2	1	13	50.0	6.50	0	0.0	0	0.0	13	0/0	70.8
Wallace	1	0	0	0.0	0.00	0	0.0	0	0.0	0	0/0	39.6
BEARS	443	186	2294	41.9	5.18	12	2.7	28	6.3	64	49/392	41.3
OPPONENTS	362	192	2607	53.0	7.20	12	3.3	22	6.1	77	28/203	62.0

Score by Period	1	2	3	4	Tot
BEARS	34	57	25	69	185
OPPONENTS	63	96	60	57	276

SCORING	TDs:Ru-Pa-RK-PAT	FG	S	Pts
Percival	0 0 0 0	18/18	15/33	0 63
Farmer	5 0 5 0	0	0	30
Gordon	5 0 5 0	0	0	30
Douglass*	3 3 0 0	1/1	0	19
Shy	2 2 0 0	0	0	12
Wallace	2 0 2 0	0	0	12
Pinder	1 1 0 0	0	0	6
Brupbacher	1 0 0 1	0	0	6
Seals	1 0 0 1	0	0	6
Butkus**	0 0 0 0	1/1	0	1
BEARS	20 6 12 2	20/20	15/33	0 185
OPPONENTS	29 14 12 3	28/29	24/39	1 276

*Douglass conversion on a run
 **Butkus conversion on pass from Douglass

RUSHING	No	Yds	Avg	Lg	TD
Shy	116	420	3.6	21	2
Pinder	63	311	4.9	40	1
Douglass	39	284	7.0	30	3
Grabowski	51	149	2.9	9	0
Jo. Moore	29	90	3.1	12	0
Tucker	32	82	2.6	21	0
Sayers	13	38	2.9	9	0
Buffone	1	19	19.0	19	0
Harrison	5	13	2.6	12	0
Nix	9	12	1.3	14	0
Farmer	1	11	11.0	11	0
Concannon	5	5	1.0	2	0
Wallace	1	0	0.0	0	0
BEARS	365	1434	3.9	40	6
OPPONENTS	509	2116	4.1	52	14

RECEIVING	No	Yds	Avg	Lg	TD
Farmer	46	737	16.0	64	5
Gordon	43	610	14.2	45	5
Wallace	27	400	14.8	58	2
Shy	19	163	8.6	25	0
Grabowski	17	100	5.9	25	0
Tucker	11	65	5.9	21	0
Pinder	10	51	5.1	14	0
Seymour	5	75	15.0	21	0
Thomas	3	40	13.3	28	0
Jo. Moore	2	22	11.0	18	0
Harrison	2	18	9.0	12	0
Turner	1	13	13.0	13	0
BEARS	186	2294	12.3	64	12
OPPONENTS	192	2607	13.6	77	12

PUNTING	No	Yds	Avg	Net	TB	In	Lg	B
Green	77	3088	40.1					60 0
BEARS	77	3088	40.1					60 0
OPPONENTS	66	2693	40.8					60 0

INTS	No	Yds	Avg	Lg	TD
Ford	5	46	9.2	24	0
Butkus	4	9	2.3	9	0
Taylor	3	69	23.0	39	0
Smith	3	48	16.0	27	0
Buffone	2	27	13.5	18	0
Brupbacher	2	34	17.0	34	0
Lyle	1	29	29.0	29	0
Gunn	1	5	5.0	5	0
Jeter	1	0	0.0	0	0
BEARS	22	267	12.1	39	0
OPPONENTS	28	465	16.6	89	1

KO RETURNS	No	Yds	Avg	Lg	TD
Turner	31	639	20.6	40	0
Smith	26	671	25.8	41	0
Butkus	2	15	7.5	12	0
BEARS	59	1325	22.5	41	0
OPPONENTS	32	818	25.6	102t	1

PUNT RET.	Ret	FC	Yds	Avg	Lg	TD
Smith	26	4	194	7.5	43	0
Turner	9	5	63	7.0	21	0
Lyle	1	0	5	5.0	5	0
BEARS	36	9	262	7.4	43	0
OPPONENTS	31	22	172	5.5	38	0

FGS	1-19	20-29	30-39	40-49	50+
Percival	4/	1/	5/	5/	0/
BEARS	4/	1/	5/	5/	0/
OPPONENTS	6/	9/	6/	3/	0/
Percival:	33,45,45,36,44,38,35,15,42,9,41,15,34,12,22				
OPPONENTS:	32,29,42,14,23,9,15,28,49,29,10,22,30,12,37,9,27,43,35,37,33,27,25,27				

DEFENSE	(Top 10)	T	S	A	FF	FR	PD	Sa	Int
Butkus	117	68	49	3	3	NA	1.0	4	0
Holman	79	38	41	5	2	NA	9.0	0	0
Buffone	76	67	9	1	2	NA	1.0	2	0
Seals	74	59	15	0	1	NA	8.0	0	0
Brupbacher	61	50	11	3	3	NA	0.0	2	0
Smith	51	26	25	2	1	NA	0.0	3	0
O'Bradovich	49	30	19	2	1	NA	7.0	0	0
Ford	47	26	21	2	1	NA	0.0	5	0
Taylor	47	13	34	0	1	NA	0.0	3	0
Staley	37	20	17	0	1	NA	0.0	0	0
SACKS:	Holman 9.0, Seals 8.0, O'Bradovich 7.0, McGee 2.0, Buffone 1.0, Butkus 1.0								
TEAM	28.0	OPPONENTS	49.0						

USUAL STARTERS		RANKINGS	
Offense		Team Stats	
WR.....Dick Gordon	RE.....Ed O'Bradovich	Bears	Avg Rank
LT.....Randy Jackson	RT.....Bill Staley	Total Yards	3336 238.3 24
LG.....Glen Holloway	LT.....George Seals	Rushing Yards	1434 102.4 23
C.....Rich Coady	LE.....Willie Holman	Passing Yards	1902 135.9 18
RG.....James Cadlie	WLB.....Ross Brupbacher	Points Scored	185 13.2 25
RT.....Steve Wright	MLB.....Dick Butkus		
TE.....Bob Wallace	SLB.....Doug Buffone	Opp	Avg Rank
WR.....George Farmer	RCB.....Joe Taylor	Total Yards	4520 322.9 23
QB.....Bobby Douglass	LCB.....Charlie Ford	Rushing Yards	2116 151.6 19
RB.....Don Shy	SS.....Ron Smith	Passing Yards	2404 171.7 20
FB.....Jim Grabowski	FS.....Jerry Moore	Points Scored	276 19.7 12

1972 CHICAGO BEARS STATISTICS

Record: 4-9-1, .321
4th Place, NFC Central
Head Coach: Abe Gibron

09/17 L 21-37	ATLANTA	55,701
09/24 T 13-13	L.A. RAMS	55,701
10/01 L 24-38	DETROIT	55,701
10/08 L 17-20	at Green Bay	56,263
10/15 W 17-0	at Cleveland	72,339
10/23 W 13-10	MINNESOTA	55,701
10/29 W 27-10	at St. Louis	50,464
11/05 L 0-14	at Detroit	54,418
11/12 L 17-23	GREEN BAY	55,701
11/19 L 21-34	SAN FRANCISCO	55,701
11/26 L 3-13	CINCINNATI	55,701
12/03 L 10-23	at Minnesota	49,784
12/10 W 21-12	at Philadelphia	65,720
12/17 L 21-28	at Oakland	54,711

Bears		Opp
TOTAL FIRST DOWNS	190	224
Rushing	124	96
Passing	54	108
Penalty	12	20
3rd Down: Made/Att	62/181	76/192
3rd Down Pct.	34.3	39.6
4th Down: Made/Att	NA	NA
4th Down Pct.	NA	NA
TOTAL NET YARDS	3468	3923
Avg. Per Game	247.7	280.2
Total Plays	773	841
Avg. Per Play	4.5	4.7
NET YARDS RUSHING	2360	1751
Avg. Per Game	168.6	125.1
Total Rushes	536	476
NET YARDS PASSING	1108	2172
Avg. Per Game	79.1	155.1
Sacked/Yards Lost	32/175	23/175
Gross Yards	1283	2345
Att./Comp.	205/78	342/180
Completion Pct.	38.0	52.6
Had Intercepted	13	21
PUNTS/AVERAGE	67/41.2	62/41.2
NET PUNTING AVG.	NA	NA
PENALTIES/YARDS	74/574	69/644
FUMBLES/BALL LOST	40/22	37/14
TOUCHDOWNS	27	31
Rushing	15	11
Passing	9	16
Returns	3	4

PASSING	Att	Cmp	Yds	Cmp%	Yd/Att	TD	TD%	Int	Int%	Lg	Sack/Lost	Rating
Douglass	198	75	1246	37.9	6.29	9	4.5	12	6.1	85t	32/175	49.8
Green	2	1	23	50.0	11.50	0	0.0	1	50.0	23	0/0	52.1
Huarte	5	2	14	40.0	2.80	0	0.0	0	0.0	8	0/0	47.9
BEARS	205	78	1283	38.0	6.26	9	4.4	13	6.3	85t	32/175	48.1
OPPONENTS	342	180	2345	52.6	6.86	16	4.7	21	6.1	64t	23/173	64.5

Score by Period	1	2	3	4	Tot
BEARS	35	43	54	93	225
OPPONENTS	76	100	53	46	275

SCORING	TDs:Ru-Pa-RK-PAT	FG	S	Pts			
Percival	0	0	0	26/26	12/24	0	62
Douglass	8	8	0	0	0	0	48
Thomas	4	0	3	1	0	24	24
Harrison	3	2	1	0	0	0	18
Pinder	3	3	0	0	0	0	18
Farmer	2	0	2	0	0	0	12
Parsons	1	0	1	0	0	0	6
Seymour	1	0	1	0	0	0	6
Lawson	1	1	0	0	0	0	6
Kosins	1	0	1	0	0	0	6
Smith	1	0	0	1	0	0	6
Shy	1	1	0	0	0	0	6
Brupbacher	1	0	0	1	0	0	6
Butkus*	0	0	0	0	1/1	0	1
BEARS	27	15	3	27/27	12/24	0	225
OPPONENTS	31	11	16	4	30/31	19/26	275

*Butkus conversion on pass from Douglass

RUSHING	No	Yds	Avg	Lg	TD
Douglass	141	968	6.9	75t	8
Harrison	167	622	3.7	19	2
Shy	91	342	3.8	22	1
Pinder	87	300	3.4	19	3
Lawson	33	106	3.2	14	1
Butkus	1	28	28.0	28	0
Thomas	5	13	2.6	8	0
Kosins	3	5	1.7	3	0
Turner	3	0	0.0	11	0
Parsons	1	0	0.0	0	0
Huarte	1	-2	-2.0	-2	0
Seymour	1	-9	-9.0	-9	0
Farmer	2	-13	-6.5	-2	0
BEARS	536	2360	4.4	75t	15
OPPONENTS	476	1751	3.7	45t	11

RECEIVING	No	Yds	Avg	Lg	TD
Thomas	20	365	18.3	44	3
Farmer	14	380	27.1	85t	2
Seymour	10	165	16.5	35t	1
Shy	10	109	10.9	28	0
Lawson	8	120	15.0	40	0
Harrison	8	30	3.8	20	1
Turner	3	71	23.7	36	0
Kosins	2	15	7.5	8	1
Pinder	1	13	13.0	13	0
Wallace	1	9	9.0	9	0
Parsons	1	6	6.0	6t	1
BEARS	78	1283	16.5	85t	9
OPPONENTS	180	2345	13.0	64t	16

PUNTING	No	Yds	Avg	Net	TB	In	Lg	B	
Green	67	2758	41.2					58	0
BEARS	67	2758	41.2					58	0
OPPONENTS	62	2668	43.0					64	1

INTS	No	Yds	Avg	Lg	TD
Ford	7	104	14.9	43	0
Taylor	4	0	0.0	0	0
Butkus	2	19	9.5	14	0
Jeter	2	0	0.0	0	0
Lyle	2	52	26.0	35	0
Buffone	1	0	0.0	0	0
Brupbacher	1	11	11.0	11	0
Je. Moore	1	5	5.0	5	0
Smith	1	2	2.0	2	0
BEARS	21	193	9.2	43	0
OPPONENTS	13	104	8.0	NA	1

KO RETURNS	No	Yds	Avg	Lg	TD
Smith	30	924	30.8	94t	1
Turner	16	409	25.6	57	0
Clemens	2	53	26.5	27	0
Holloway	1	28	28.0	28	0
Butkus	1	15	15.0	15	0
Pinder	1	14	14.0	14	0
Horton	1	3	3.0	3	0
Thomas*	0	82	0.0	82t	1
BEARS	52	1528	29.4	94t	2
OPPONENTS	42	1025	24.4	89	0

*Thomas took handoff from Smith at STL (10/29)

PUNT RET.	Ret	FC	Yds	Avg	Lg	TD
Smith	26	3	163	6.3	29	0
Clemens	2	3	15	7.5	10	0
BEARS	28	6	178	6.4	29	0
OPPONENTS	24	26	126	5.3	32	0

FGs	1-19	20-29	30-39	40-49	50+							
Percival	6/6	3/4	2/4	1/9	0/1							
BEARS	6/6	3/4	2/4	1/9	0/1							
OPPONENTS	4/4	7/8	6/8	1/3	1/2							
Percival:()	(45N, 19G, 45G)	(15G, 41N)	(12G, 48N, 51N)	(8G)	(21G, 20G)	(30N, 12G, 32G)	(35N, 49N)	(45N, 38G)	(48N)	(9G)	(45N, 27G)	(23N, 46N)
OPPONENTS:()	(22G, 39G, 36G)	(20G, 45G, 47N)	(35G)	(26G, 34N, 37G)	(21G, 27N)	(15G)	(15G)	(15G, 21G, 21G)	(14G, 39N, 39G)	(9G, 14G, 14G, 30N)	(33G, 43N, 54N)	(0)

DEFENSE	(Top 10)	T	S	A	FF	FR	PD	Sa	In
Butkus	190	106	84	NA	4	NA	1.0	2	
Buffone	158	96	62	NA	0	NA	1.0	1	
Brupbacher	122	66	56	NA	1	NA	3.0	1	
Osborne	82	54	28	NA	2	NA	5.0	0	
Ford	64	50	14	NA	1	NA	1.0	7	
Smith	58	44	14	NA	0	NA	0.0	1	
McGee	72	39	33	NA	0	NA	2.0	0	
Taylor	45	38	7	NA	0	NA	0.0	4	
Rice	53	34	19	NA	1	NA	3.0	0	
DeLong	50	28	22	NA	0	NA	3.0	0	
SACKS:	Osborne 5.0, Brupbacher 3.0, DeLong 3.0, Rice 3.0, Gunn 2.0, Horton 2.0, McGee 2.0, Buffone 1.0, Butkus 1.0, Line 1.0								
TEAM	23.0	130	106	106	106	106	106	106	106
OPPONENTS	32.0	180	180	180	180	180	180	180	180

HISTORY

USUAL STARTERS		RANKINGS	
Offense	Defense	Team Stats	Bears Avg Rank
WR.....Jim Seymour	RE.....Steve DeLong	Total Yards	3468 247.7 23
LT.....Randy Jackson	RT.....Bill Line	Rushing Yards	2360 168.6 4
LG.....Glen Holloway	LT.....Jim Osborne	Passing Yards	1108 79.1 26
C.....Rich Coady	LE.....Tony McGee	Points Scored	225 16.1 21
RG.....Bob Newton	WLB.....Ross Brupbacher		
RT.....Bob Asher	MLB.....Dick Butkus		
TE.....Earl Thomas	SLB.....Doug Buffone	Total Yards	3923 280.2 13
WR.....George Farmer	RCB.....Joe Taylor	Rushing Yards	1751 125.1 8
QB.....Bobby Douglass	LCB.....Charlie Ford	Passing Yards	2172 155.1 11
RB.....Cyril Pinder/Don Shy	SS.....Ron Smith	Points Scored	275 19.6 15
FB.....Jim Harrison	FS.....Jerry Moore		

1973 CHICAGO BEARS STATISTICS

Record: 3-11, .214
4th Place, NFC Central
Head Coach: Abe Gibron

Date	Opponent	Score
09/16 L	17-20 DALLAS	50,955
09/23 L	13-22 MINNESOTA	52,035
09/30 W	33-14 at Denver	51,159
10/07 L	16-21 at New Orleans	56,561
10/14 L	6-46 at Atlanta	47,342
10/21 L	10-13 NEW ENGLAND	47,643
10/28 W	35-14 HOUSTON	43,755
11/04 W	31-17 at Green Bay	53,231
11/12 L	7-19 at Kansas City	70,664
11/18 L	7-30 DETROIT	48,625
11/25 L	13-31 at Minnesota	46,430
12/02 L	0-26 L.A. RAMS	47,620
12/09 L	7-40 at Detroit	41,729
12/16 L	0-21 GREEN BAY	29,157

	Bears	Opp
TOTAL FIRST DOWNS	193	247
Rushing	97	138
Passing	77	90
Penalty	19	19
3rd Down: Made/Att	68/209	64/196
3rd Down Pct.	32.5	32.7
4th Down: Made/Att	NA	NA
4th Down Pct.	NA	NA
TOTAL NET YARDS	3129	4183
Avg. Per Game	223.5	298.8
Total Plays	848	898
Avg. Per Play	3.7	4.7
NET YARDS RUSHING	1907	2509
Avg. Per Game	136.2	179.2
Total Rushes	496	563
NET YARDS PASSING	1222	1674
Avg. Per Game	87.3	119.6
Sacked/Yards Lost	49/395	32/304
Gross Yards	1617	1978
Att./Comp.	303/136	303/156
Completion Pct.	44.9	51.5
Had Intercepted	16	14
PUNTS/AVERAGE	86/39.8	66/40.5
NET PUNTING AVG.	NA	NA
PENALTIES/YARDS	86/817	77/672
FUMBLES/BALL LOST	40/27	35/19
TOUCHDOWNS	22	37
Rushing	11	19
Passing	8	17
Returns	3	1

PASSING	Att	Cmp	Yds	Cmp%	Yd/Att	TD	TD%	Int	Int%	Lg	Sack/Lost	Rating
Douglass	174	81	1057	46.6	6.07	5	2.9	7	4.0	63	27/215	59.0
Hill	1	1	35	100.0	35.00	0	0.0	0	0.0	35	0/0	118.8
Huff	126	54	525	42.9	4.17	3	2.4	8	6.3	29t	22/180	36.6
Garrett	1	0	0	0.0	0.00	0	0.0	0	0.0	0	0/0	39.6
Thomas	1	0	0	0.0	0.00	0	0.0	1	100.0	0	0/0	0.0
BEARS	303	136	1617	44.9	5.34	8	2.6	16	5.3	63	49/395	48.5
OPPONENTS	303	156	1978	51.5	6.53	17	5.6	14	4.6	54t	32/304	71.6

Score by Period	1	2	3	4	Tot
BEARS	40	50	58	47	201
OPPONENTS	50	120	75	89	334

SCORING	TDs:Ru-Pa-RK-PAT	FG	S	Pts				
Roder	0	0	0	11/11	8/16	0	35	
Douglass	5	5	0	0	0	30		
Garrett	5	5	0	0	0	30		
Percival	0	0	0	0	10/11	6/8	0	28
Thomas	4	0	4	0	0	0	24	
Harrison	3	1	2	0	0	0	18	
Hill	2	0	0	2	0	0	12	
Butkus	1	0	0	1	0	0	6	
Farmer	1	0	1	0	0	0	6	
Parsons	1	0	1	0	0	0	6	
BEARS	22	11	8	3	21/22/14/24	0	195	
OPPONENTS	37	19	17	1	35/37/25/38	1	334	

RUSHING	No	Yds	Avg	Lg	TD
Garrett	175	655	3.8	35	5
Douglass	94	525	5.6	42	5
Harrison	100	370	3.7	17	1
Moore	58	191	3.3	25	0
Lawson	24	70	2.9	12	0
Kosins	24	65	2.7	7	0
Huff	11	22	2.0	8	0
Farmer	1	8	8.0	8	0
Sanderson	3	8	2.7	6	0
Thomas	1	5	5.0	5	0
Parsons	2	2	1.0	5	0
Hill	3	-14	-4.7	5	0
BEARS	496	1907	3.8	42	11
OPPONENTS	563	2509	4.5	53	19

RECEIVING	No	Yds	Avg	Lg	TD
Thomas	24	343	14.3	38	4
Garrett	23	292	12.7	39	0
Harrison	21	200	9.5	44t	2
Farmer	15	219	14.6	25	1
Cotton	13	186	14.3	63	0
Hill	10	119	11.9	18	0
Lawson	9	60	6.7	21	0
Reynolds	7	127	18.1	30	0
Sanderson	5	23	4.6	9	0
Kosins	4	8	2.0	10	0
Moore	3	17	5.7	6	0
Parsons	2	23	11.5	17	1
BEARS	136	1617	11.9	63	8
OPPONENTS	156	1978	12.7	54t	17

PUNTING	No	Yds	Avg	Net	TB	In	Lg	B
Green	82	3321	40.5					62
Parsons	4	106	26.5					30
BEARS	86	3427	39.8					62
OPPONENTS	66	2671	40.5					63

INTS	No	Yds	Avg	Lg	TD
Lyle	5	62	12.4	24	0
Buffone	3	22	7.3	22	0
Ford	2	50	25.0	41	0
Clemmons	2	30	15.0	30	0
Butkus	1	0	0.0	0	0
Ellis	1	12	12.0	12	0
BEARS	14	176	12.6	41	0
OPPONENTS	16	335	20.9	95t	1

KO RETURNS	No	Yds	Avg	Lg	TD
Hill	27	637	23.6	95t	1
Garrett	16	486	30.4	67	0
Turner	8	127	15.9	84	0
Sanderson	2	44	22.0	25	0
Cotton	2	15	7.5	13	0
Parsons	2	15	7.5	15	0
Thomas*	0	12	0.0	12	0
Holloway	1	8	8.0	8	0
Osborne	1	0	0.0	0	0
BEARS	59	1344	22.8	95t	1
OPPONENTS	33	813	24.7	84	0

* Thomas took handoff from Hill at NO (10/7)

PUNT RET.	Ret	FC	Yds	Avg	Lg	TD
Hill	36	6	204	5.7	72	1
Moore	1	0	0	0.0	0	0
BEARS	37	6	204	5.5	72	1
OPPONENTS	40	26	294	7.4	42	0

FGs	1-19	20-29	30-39	40-49	50+
Percival	4/4	0/0	2/3	0/1	0/0
Roder	1/1	2/2	1/3	4/7	0/3
BEARS	5/5	2/2	3/6	4/8	0/3
OPPONENTS	6/6	6/6	8/12	5/12	0/2
Percival:	(33G)	(36N, 31G, 12G)	(12G, 10G)	(10G, 45N)	
Roder:	(47N)	(47G, 42G)	(56N, 17G, 40G, 28G)	(51N)	
	(30G)	(42N, 37N)	(43G, 24G, 49B)	(39N)	(54N)
OPPONENTS	(25G, 36B, 11G)	(41G, 48N, 25G, 14G, 11G, 35G)	(41N, 34N, 33N, 39N)	(23G, 32G, 33G)	(32G, 11G, 43N)
	(25G)	(47G, 17G, 43G, 42G, 51N)	(26G, 41N)	(41G, 45N)	(52N, 30G, 16G, 39G, 26G)
	(36G, 37G, 48N)	(32N)			

DEFENSE	(Top 10)	T	S	A	FF	FR	PD	Sa	Int		
Chambers	132	101	31	NA	2	NA	9.0	0	2		
Clemmons	115	91	24	NA	1	NA	0.0	2	3		
Buffone	102	83	19	NA	1	NA	1.0	3	0		
Lyle	88	72	16	NA	1	NA	0.0	5	1		
Butkus	90	64	26	NA	1	NA	0.0	1	0		
Osborne	70	52	18	NA	1	NA	10.0	0	0		
Rives	68	60	8	NA	1	NA	1.0	0	0		
Taylor	67	54	13	NA	0	NA	0.0	0	0		
McGee	61	48	13	NA	4	NA	1.0	0	0		
Clark	54	43	11	NA	1	NA	0.0	0	0		
SACKS:	Osborne 10.0,	Chambers 9.0,	Tom 5.0,	Hrivnak 2.0,	Buffone 1.0,	Gunn 1.0,	Holman 1.0,	McGee 1.0,	Rice 1.0,	Rives 1.0,	
TEAM	32.0 ,	OPPONENTS	49.0								

USUAL STARTERS				RANKINGS			
Offense		Defense		Team Stats		Bears	
WR.....Earl Thomas	RE.....Mel Tom	Total Yards.....	3129	Avg.....	223.5	Rank.....	16
LT.....Randy Jackson	RT.....Wally Chambers	Rushing Yards.....	1907	136.2	25
LG.....Glen Holloway	LT.....Jim Osborne	Passing Yards.....	1222	87.3	24
C.....Rich Coady	LE.....Tony McGee	Points Scored.....	195	13.9	24
RG.....Bob Newton	WLB.....Bob Pifferini						
RT.....Bob Asher	MLB.....Dick Butkus						
TE.....Craig Cotton	SLB.....Doug Buffone						
WR.....George Farmer	RCB.....Joe Taylor						
QB.....Bobby Douglass	LCB.....Charlie Ford						
RB.....Carl Garrett	SS.....Craig Clemmons						
FB.....Jim Harrison	FS.....Garry Lyle						

HISTORY

1974 CHICAGO BEARS STATISTICS

Record: 4-10, 286
4th Place, NFC Central
Head Coach: Abe Gibron

09/15 W 17-9	DETROIT	55,202
09/22 L 21-23	N.Y. JETS	55,753
09/29 L 7-11	at Minnesota	46,619
10/06 W 24-10	NEW ORLEANS	55,753
10/13 L 10-13	at Atlanta	58,850
10/21 W 10-9	GREEN BAY	55,753
10/27 L 6-16	at Buffalo	80,024
11/03 L 0-17	MINNESOTA	55,753
11/10 L 3-20	at Green Bay	48,273
11/17 L 0-34	SAN FRANCISCO	55,753
11/24 L 17-34	at Detroit	47,376
12/01 W 16-13	N.Y. GIANTS	55,753
12/08 L 21-28	at San Diego	36,997
12/15 L 0-42	at Washington	54,395

Bears		Opp
TOTAL FIRST DOWNS	203	231
Rushing	92	104
Passing	96	102
Penalty	15	25
3rd Down: Made/Att	66/218	68/203
3rd Down Pct.	30.3	33.5
4th Down: Made/Att	NA	NA
4th Down Pct.	NA	NA
TOTAL NET YARDS	3200	3818
Avg. Per Game	228.6	272.7
Total Plays	866	873
Avg. Per Play	3.7	4.4
NET YARDS RUSHING	1480	1739
Avg. Per Game	105.7	123.6
Total Rushes	434	519
NET YARDS PASSING	1720	2079
Avg. Per Game	122.9	149.1
Sacked/Yards Lost	36/359	25/171
Gross Yards	2079	2250
Att./Comp.	396/185	329/174
Completion Pct.	46.7	52.9
Had Intercepted	22	18
PUNTS/AVERAGE	91/37.7	77/38.5
NET PUNTING AVG.	88/37.0	77/32.2
PENALTIES/YARDS	88/679	74/601
FUMBLES/BALL LOST	35/15	28/14
TOUCHDOWNS	18	33
Rushing	10	17
Passing	8	12
Returns	0	4

PASSING	Att	Cmp	Yds	Cmp%	Yd/Att	TD	INT	Int%	Lg	Sack/Lost	Rating	
Huff	283	142	1663	50.2	5.88	6	2.1	17	6.0	73t	24/260	40.9
Douglass	100	41	387	41.0	3.87	2	2.0	4	4.0	40	9/69	42.4
Barnes	9	2	29	22.2	3.22	0	0.0	1	11.1	24	3/30	0.9
Parsons	1	0	0	0.0	0.0	0	0.0	0	0.0	0	0/0	39.6
Hill	1	0	0	0.0	0.0	0	0.0	0	0.0	0	0/0	39.6
Hodgins	1	0	0	0.0	0.0	0	0.0	0	0.0	0	0/0	39.6
Rather	1	0	0	0.0	0.0	0	0.0	0	0.0	0	0/0	39.6
BEARS	396	185	2079	46.7	5.25	8	2.0	22	5.6	73t	36/359	46.5
OPPONENTS	329	174	2250	52.9	6.84	12	3.6	18	5.5	69	25/171	64.0

Score by Period	1	2	3	4	OT	Total
BEARS	40	27	34	51	0	152
OPPONENTS	44	102	49	84	0	279

SCORING	TDs:Ru-Pa-RK-PAT	FG	S	Pts
Roder	0 0 0 0	17/18	9/13	0 44
Rather	3 0 3 0			0 18
Grandberry	2 2 0 0			0 12
Huff	2 2 0 0			0 12
Garrett	2 1 1 0			0 12
Harrison	1 1 0 0			0 6
Douglass	1 1 0 0			0 6
Kosins	1 1 0 0			0 6
Williams	1 1 0 0			0 6
C. Taylor	1 1 0 0			0 6
Hill	1 0 1 0			0 6
Parsons	1 0 1 0			0 6
Wade	1 0 1 0			0 6
Wheeler	1 0 1 0			0 6
BEARS	18 10 8 0	17/18	9/13	0 152
OPPONENTS	33 17 12 4	29/33	16/23	2 279

RUSHING	No	Yds	Avg	Lg	TD
Grandberry	144	475	3.3	31	2
Garrett	96	346	3.6	19	1
Douglass	36	229	6.4	17	1
Williams	74	218	2.9	12	1
Harrison	36	94	2.6	16	1
Huff	23	37	1.6	11	2
Kosins	8	30	3.8	12	1
Barnes	1	19	19.0	19	0
C. Taylor	9	18	2.0	9	1
Gagnon	1	15	15.0	15	0
Rather	2	10	5.0	14	0
Hodgins	1	3	3.0	3	0
Rives	1	2	2.0	2	0
Pagac	1	-1	-1.0	-1	0
Wade	1	-15	-15.0	-15	0
BEARS	434	1480	3.4	31	10
OPPONENTS	519	1739	3.4	66	17

RECEIVING	No	Yds	Avg	Lg	TD
Wade	39	683	17.5	73t	1
Grandberry	30	212	7.1	40	0
Rather	29	400	13.8	59	3
Williams	25	167	6.7	13	0
Garrett	16	132	8.3	20	1
Kelly	8	100	12.5	24	0
Hill	7	109	15.6	28	1
Pagac	6	79	13.2	24	0
Wheeler	5	59	11.8	19	1
Farmer	5	45	9.0	17	0
Harrison	5	38	7.6	14	0
Gagnon	4	20	5.0	16	0
C. Taylor	3	23	7.6	8	0
Parsons	2	9	4.5	5	1
Kosins	1	3	3.0	3	0
BEARS	185	2079	11.2	73t	8
OPPONENTS	174	2250	12.9	69	12

PUNTING	No	Yds	Avg	Net	TB	In	Lg	B
Parsons	90	3408	37.8			59	1	1
Barnes	1	27	27.0			27	0	0
BEARS	91	3435	37.7			59	1	1
OPPONENTS	77	2961	38.5			61	0	1

INTS	No	Yds	Avg	Lg	TD
Clemons	4	84	21.0	37	0
Lyle	3	57	19.0	36	0
Ellis	3	32	10.7	19	0
Montgomery	2	56	28.0	33	0
Knox	2	26	13.0	21	0
Bryant	2	11	5.5	11	0
J. Taylor	1	27	27.0	27	0
Buffone	1	0	0.0	0	0
BEARS	18	293	16.3	37	0
OPPONENTS	22	225	10.2	44	1

KO RETURNS	No	Yds	Avg	Lg	TD
C. Taylor	27	567	21.0	38	0
Grandberry	22	568	25.8	60	0
Pagac	3	53	17.6	21	0
Gagnon	2	32	16.0	16	0
Van Valkenburg	1	20	20.0	20	0
Gallagher	1	16	16.0	16	0
Kinney	1	0	0.0	0	0
BEARS	57	1256	22.0	69	0
OPPONENTS	35	700	20.0	33	0

PUNT RET.	Ret	FC	Yds	Avg	Lg	TD
Hill	33	NA	183	5.5	15	0
Knox	5	NA	35	7.0	12	0
Van Valkenburg	4	NA	22	5.5	14	0
Hodgins	2	NA	8	4.0	8	0
BEARS	44	NA	248	5.6	15	0
OPPONENTS	58	NA	633	10.9	95t	1

FGs	1-19	20-29	30-39	40-49	50+
Roder	0/0	4/5	3/5	2/3	0/0
BEARS	0/0	4/5	3/5	2/3	0/0
OPPONENTS	0/1	5/6	9/11	2/3	0/2
Roder:	(29G)(46N)	(30G)(37G)(23G)(42G,28G)(1)			
(44G,20N,36N)(33N)(24G)(0)					
OPPONENTS:	(53N)(19B,39G)(32G,31N)(23N,21G)				
(35G,31G)(34G,33G,36G)(47G,55N,36N,25G,36G)					
(23G)(45G,24G)(42B)(22G,32G)(0)(0)					

DEFENSE	Top 10	T	S	A	FF	FR	PD	Sa	Int
Buffone	132	98	34	NA	NA	NA	0	0	1
Clemons	120	88	32	NA	NA	NA	0	0	4
Gunn	117	80	37	NA	NA	NA	1	0	0
Chambers	113	79	34	NA	NA	NA	6	0	0
Bryant	110	69	41	NA	NA	NA	3	0	2
Lyle	107	79	28	NA	NA	NA	0	0	3
Ellis	96	80	16	NA	NA	NA	0	0	3
Osborne	91	67	24	NA	NA	NA	3	0	0
J. Taylor	68	51	17	NA	NA	NA	0	0	1
Rives	65	37	28	NA	NA	NA	1	0	0
SACKS:	Chambers 6.0, Tom 4.0, Osborne 3.0, Bryant 3.0, Harris 2.0, Hrivnak 2.0, Gunn 1.0, Hultz 1.0, Knox 1.0, Rives 1.0, Gallagher 1.0								
TEAM	25.0	OPPONENTS	36.0						

USUAL STARTERS

Offense	Defense
WR.....Charles Wade	RE.....G. Hrivnak / M. Tom
LT.....Lionel Antoine	RT.....Wally Chambers
LG.....Ernie Janet	LT.....Jim Osborne
C.....Rich Coady	LE.....Dave Gallagher
RG.....Bob Newton	WLB.....Jimmy Gunn
RT.....Bob Asher	MLB.....D. Rives / W. Bryant
TE.....Fred Pagac	SLB.....Doug Buffone
WR.....Bo Rather	RCB.....Joe Taylor
QB.....Gary Huff	LB.....Allan Ellis
RB.....Ken Grandberry	SS.....Craig Clemons
FB.....Perry Williams	FS.....Gary Lyle

RANKINGS

Team Stats	Bears	Avg	Rank
Total Yards	3200	228.6	25
Rushing Yards	1480	105.7	23
Passing Yards	1720	122.9	23
Points Scored	152	10.9	25
Opp Avg Rank			
Total Yards	3818	272.7	9
Rushing Yards	1739	123.6	18
Passing Yards	2079	149.1	19
Points Scored	279	19.9	17

1975 CHICAGO BEARS STATISTICS

Record: 4-10, .286
T-3rd Place, NFC Central
Head Coach: Jack Pardee

09/21 L 7-35	BALTIMORE	54,152
09/28 W 15-13	PHILADELPHIA	54,392
10/05 L 3-28	at Minnesota	48,446
10/12 L 7-27	at Detroit	74,032
10/19 L 3-34	at Pittsburgh	47,579
10/27 L 9-13	MINNESOTA	57,455
11/02 L 13-46	MIAMI	57,455
11/09 W 27-14	GREEN BAY	57,455
11/16 L 3-31	at San Francisco	47,484
11/23 L 10-38	at L.A. Rams	64,979
11/30 L 7-28	at Green Bay	56,267
12/07 W 25-21	DETROIT	53,234
12/14 L 20-34	ST. LOUIS	53,169
12/21 W 42-17	at New Orleans	51,142

Bears		Opp	
TOTAL FIRST DOWNS	190	282	
Rushing	74	118	
Passing	99	143	
Penalty	17	21	
3rd Down: Made/Att	53/198	87/222	
3rd Down Pct.	26.8	39.2	
4th Down: Made/Att	NA	NA	
4th Down Pct.	NA	NA	
TOTAL NET YARDS	3492	4576	
Avg. Per Game	249.4	326.9	
Total Plays	829	981	
Avg. Per Play	4.2	4.7	
NET YARDS RUSHING	1653	2070	
Avg. Per Game	118.1	147.9	
Total Rushes	441	547	
NET YARDS PASSING	1839	2506	
Avg. Per Game	131.4	179.0	
Sacked/Yards Lost	32/330	35/319	
Gross Yards	2169	2825	
Att./Comp.	356/191	399/208	
Completion Pct.	53.7	52.1	
Had Intercepted	23	13	
PUNTS/AVERAGE	94/39.0	86/41.4	
NET PUNTING AVG.	94/38.8	86/35.4	
PENALTIES/YARDS	100/881	78/723	
FUMBLES/BALL LOST	35/17	29/14	
TOUCHDOWNS	22	48	
Rushing	11	25	
Passing	9	22	
Returns	2	1	

PASSING	Att	Cmp	Yds	Cmp% Yd/Att	TD	TD%	Int	Int%	Lg	Sack/Lost	Rating	
Avellini	126	67	942	53.2	7.48	6	4.8	11	8.7	57	13/144	57.4
Huff	205	114	1083	55.6	5.28	3	1.5	9	4.4	49	16/168	57.1
Douglass	20	8	87	40.0	4.35	0	0.0	2	10.0	34	2/13	14.0
Adamle	2	2	57	100.0	28.50	0	0.0	0	0.0	44	1/5	119.0
Grim	1	0	0	0.0	0.00	0	0.0	0	0.0	0	0/0	39.6
Parsons	1	0	0	0.0	0.00	0	0.0	0	0.0	0	0/0	39.6
Payton	1	0	0	0.0	0.00	0	0.0	1	100.0	0	0/0	0.0
BEARS	356	191	2169	53.7	4.74	9	2.5	23	6.5	57	32/330	47.9
OPPONENTS	399	208	2825	52.1	5.92	22	5.5	13	3.3	79	35/319	74.8

Score by Period	1	2	3	4	OT	Tot
BEARS	37	45	49	60	0	191
OPPONENTS	65	137	72	105	0	379

SCORING	TDs:Ru-Pa-RK-PAT	FG	S	Pts
Thomas	0 0 0 0	18/22	13	22 0 57
Payton	7 7 0 0	0	0	42
Latta	3 0 0 0	0	0	18
Grim	2 0 0 0	0	0	12
Rather	2 0 2 0	0	0	12
Edwards	1 0 1 0	0	0	6
Parsons	1 0 1 0	0	0	6
Douglass	1 1 0 0	0	0	6
Adamle	1 1 0 0	0	0	6
Harper	1 1 0 0	0	0	6
Avellini	1 1 0 0	0	0	6
Clemmons	1 0 0 1	0	0	6
Livers	1 0 0 1	0	0	6
Hartenstine	0 0 0 0	0	0	1 2
BEARS	22 11 9	2 18/22	13/22	1 191
OPPONENTS	48 25 22	1 47/48	14/18	1 379

RUSHING	No	Yds	Avg	Lg	TD
Payton	196	679	3.5	54	7
Harper	100	453	4.5	32	1
Adamle	94	353	3.8	21	1
Edwards	27	73	2.7	16	0
Douglass	5	34	6.8	18	1
Musso	6	33	5.5	16	0
Rather	4	24	6.0	18	0
Huff	5	7	1.4	10	0
Avellini	4	-3	-0.8	1	1
BEARS	441	1653	3.7	54	11
OPPONENTS	547	2070	3.8	43	25

RECEIVING	No	Yds	Avg	Lg	TD
Rather	39	685	17.6	54	2
Payton	33	213	6.5	40	0
Grim	28	374	13.4	57	2
Harper	27	191	7.1	27	0
Latta	16	202	12.6	34	3
Adamle	15	111	7.4	25	0
Parsons	13	184	14.2	28	1
Edwards	11	86	7.8	14	1
Schubert	5	68	13.6	16	0
Farmer	2	32	16.0	17	0
Jackson	1	17	17.0	17	0
Sevy	1	6	6.0	6	0
BEARS	191	2169	11.4	57	9
OPPONENTS	208	2825	13.6	79	22

PUNTING	No	Yds	Avg	Net	TB	In	Lg	B
Parsons	93	3625	39.0					60 0
Payton	1	39.0	39.0					39 0
BEARS	94	3664	39.0					60 0
OPPONENTS	86	3560	41.4					62 0

INTS	No	Yds	Avg	Lg	TD
Clemmons	2	109	54.5	76.1	1
Plank	2	50	25.0	29	0
Livers	2	40	20.0	20.1	1
Ellis	2	4	2.0	4	0
Babinecz	1	15	15.0	15	0
Buffone	1	12	12.0	12	0
Gunn	1	5	5.0	5	0
Gersbach	1	4	4.0	4	0
Ely	1	2	2.0	2	0
BEARS	13	241	18.5	76.1	2
OPPONENTS	23	235	10.2	38	0

KO RETURNS	No	Yds	Avg	Lg	TD
Livers	27	529	19.6	34	0
Payton	14	444	31.7	70	0
Douthitt	13	333	25.6	64	0
Schubert	9	146	16.2	25	0
Knox	5	67	13.4	21	0
Harper	4	67	16.8	18	0
Adamle	1	27	27.0	27	0
Vactor	1	25	25.0	25	0
Rather	1	6	6.0	6	0
BEARS	75	1644	21.9	70	0
OPPONENTS	43	893	20.8	88	0

PUNT RET.	Ret	FC	Yds	Avg	Lg	TD
Livers	42	0	456	10.9	39	0
Schubert	6	1	33	5.5	16	0
Plank	3	1	23	7.7	12	0
Knox	0	1	0	0.0	0	0
Vactor	0	1	0	0.0	0	0
BEARS	52	3	512	9.8	39	0
OPPONENTS	49	20	303	6.2	34	0

FGs	1-19	20-29	30-39	40-49	50+
Thomas	0/0	3/7	5/6	4/7	1/2
BEARS	0/0	3/7	5/6	4/7	1/2
OPPONENTS	2/2	3/3	4/6	4/4	1/3
Thomas:	(1)44G,24G,26G(4)6G(0)32G,43N(4)3B(2)0B,27G,31G(3)4G,25N,48G(2)7B,33G(5)5G(1)36G,49N,41G,27B(5)1N(3)5N(1)5G(1)44G,43G(0)35N(3)7G,18G(5)2G,46G(3)9G,32G,35G(0)23G,51N(2)7G(0)33N(4)0G,29G(5)0N,19G				

DEFENSE (Top 10)	T	S	A	FF	FR	PD	Sa	Int
Plank	123	74	49	1	0	8	1.0	2
Bryant	112	74	38	0	3	5	0.0	0
Chambers	108	80	28	1	0	4	14.0	0
Buffone	99	65	34	5	1	7	0.0	1
Clemmons	98	72	26	1	3	16	0.0	2
Ely	91	54	37	0	1	4	0.0	1
Stillwell	67	42	25	0	1	3	5.0	0
Hartenstine	61	36	25	1	2	3	0.0	2
Ellis	51	36	15	0	0	15	0.0	2
Osborne	48	34	14	3	0	0	7.0	0
SACKS:	Chambers 14.0, Osborne 7.0, Stillwell 6.0, Hartenstine 5.0, Harris 1.0, Plank 1.0, Team 1.0							
TEAM	35.0 , OPPONENTS 32.0							

USUAL STARTERS				RANKINGS							
Offense		Defense		Team Stats		Bears		Avg		Rank	
WR.....	Bob Grim	RE.....	Richard Harris	Total Yards.....	3492	249.4	22			
LT.....	Lionel Antoine	RT.....	Wally Chambers	Rushing Yards.....	1653	118.1	24			
LG.....	Noah Jackson	LT.....	Roger Stillwell	Passing Yards.....	1839	131.4	23			
C.....	Dan Peiffer	LE.....	Mike Hartenstine	Points Scored.....	191	13.6	24			
RG.....	Mark Nordquist	WLB.....	Waymond Bryant								
RT.....	Jeff Sevy	MLB.....	Larry Ely								
TE.....	Bob Parsons	SLB.....	Doug Buffone	Total Yards.....	4576	326.9	17			
WR.....	Bo Rafter	RCB.....	V. Livers/N. Wilson	Rushing Yards.....	2070	147.9	17			
QB.....	Gary Huff	LCB.....	Allan Ellis	Passing Yards.....	2506	179.0	22			
RB.....	W. Payton/M. Adamle	SS.....	Doug Plank	Points Scored.....	379	27.1	25			
FB.....	Roland Harper	FS.....	Craig Clemmons								

1976 CHICAGO BEARS STATISTICS

Record: 7-7, .500

2nd Place, NFC Central
Head Coach: Jack Pardee

09/12 W 10-3	DETROIT	57,359
09/19 W 19-12	at San Francisco	46,699
09/26 L 0-10	ATLANTA	56,969
10/03 W 33-7	WASHINGTON	57,359
10/10 L 19-20	at Minnesota	48,446
10/17 L 12-20	at L.A. Rams	76,651
10/24 L 21-31	at Dallas	64,902
10/31 W 14-13	MINNESOTA	57,359
11/07 L 27-28	OAKLAND	57,359
11/14 W 24-13	GREEN BAY	57,359
11/21 L 10-14	at Detroit	80,638
11/28 W 16-10	at Green Bay	56,267
12/05 W 34-7	at Seattle	64,735
12/12 L 14-28	DENVER	57,359

Bears		Opp
TOTAL FIRST DOWNS	201	249
Rushing	115	103
Passing	67	128
Penalty	19	18
3rd Down: Made/Att	70/212	80/222
3rd Down Pct.	33.0	36.0
4th Down: Made/Att	NA	NA
4th Down Pct.	NA	NA
TOTAL NET YARDS	3843	4201
Avg. Per Game	274.5	300.1
Total Plays	880	971
Avg. Per Play	4.4	4.3
NET YARDS RUSHING	2363	1984
Avg. Per Game	168.8	141.7
Total Rushes	578	522
NET YARDS PASSING	1480	2217
Avg. Per Game	105.7	158.4
Sacked/Yards Lost	24/225	49/395
Gross Yards	1705	2612
Att./Comp.	278/123	401/200
Completion Pct.	44.2	49.9
Had Intercepted	15	24
PUNTS/AVERAGE	100/37.3	85/36.3
NET PUNTING AVG.	100/31.7	85/31.0
PENALTIES/YARDS	114/984	87/699
FUMBLE/BALL LOST	24/13	37/23
TOUCHDOWNS	31	25
Rushing	20	10
Passing	9	15
Returns	2	0

PASSING	Att	Cmp	Yds	Cmp%	Yd/Att	TD	TD%	Int	Int%	Lg	Sack/Lost	Rating
Avellini	271	118	1580	43.5	5.83	8	3.0	15	5.5	63	24/225	49.7
Carter	5	3	77	60.0	15.40	1	20.0	0	0.0	55t	0/0	145.0
Parsons	2	2	48	100.0	24.00	0	0.0	0	0.0	25	0/0	119.0
BEARS	278	123	1705	44.2	6.13	9	3.2	15	5.4	63	24/225	52.6
OPPONENTS	401	200	2612	49.9	6.51	15	3.7	24	6.0	75	49/395	58.1

Score by Period	1	2	3	4	OT	Tot
BEARS	69	47	99	38	0	253
OPPONENTS	23	80	34	79	0	216

SCORING	TDs:Ru-Pa-RK-PAT	FG	S	Pts			
Payton	13	13	0	0	78		
Thomas	0	0	0	0	27/3112/25	0	63
Scott	6	0	6	0	0	36	
Musso	4	4	0	0	1	26	
Harper	3	2	1	0	0	18	
Adamle	1	0	1	0	1	8	
Avellini	1	1	0	0	0	6	
Hartenstine	1	0	0	1	0	6	
Burks	1	0	1	0	0	6	
Ellis	1	0	0	1	0	6	
BEARS	31	20	9	2	27/3112/25	2	253
OPPONENTS	25	10	15	0	13/2525/25	0	216

RUSHING	No	Yds	Avg	Lg	TD
Payton	311	1390	4.5	60	13
Harper	147	625	4.3	28	2
Musso	57	200	3.5	11	4
Adamle	33	93	2.8	12	0
Avellini	18	58	3.2	15	1
Schreiber	4	15	3.8	11	0
Rather	1	4	4.0	4	0
Parsons	1	2	2.0	2	0
Carter	1	0	0.0	0	0
Scott	2	-4	-2.0	3	0
Latta	2	-8	-4.0	-3	0
Baschnagel	1	-12	-12.0	-12	0
BEARS	578	2363	4.1	60	20
OPPONENTS	522	1984	3.8	31	10

RECEIVING	No	Yds	Avg	Lg	TD
Harper	29	291	10.0	39	1
Scott	26	512	19.7	63	6
Latta	18	254	14.1	58	0
Payton	15	149	9.9	34	0
Baschnagel	13	226	17.4	58	0
Rather	5	33	6.6	7	0
Schubert	4	74	18.5	25	0
Adamle	4	28	7.0	12	1
Musso	4	26	6.5	9	0
Shanklin	2	32	16.0	35	0
Burks	1	55	55.0	55t	1
Schreiber	1	16	16.0	16	0
Parsons	1	9	9.0	9	0
BEARS	123	1705	13.9	63	9
OPPONENTS	200	2612	13.1	75	15

PUNTING	No	Yds	Avg	Net	TB	In	Lg	B
Parsons	99	3726	37.6	32.2	8	20	62	1
BEARS	100	3726	37.3	32.2	8	20	62	1
OPPONENTS	85	3085	36.3	31.0	9	17	69	0

INTS	No	Yds	Avg	Lg	TD
Brupbacher	7	49	7.0	25	0
Ellis	6	47	7.8	22	1
Plank	4	31	7.8	15	0
Livers	3	34	11.3	18	0
Bryant	2	6	3.0	3	0
Clemons	1	28	28.0	28	0
Chambers	1	8	8.0	8	0
Hartenstine	0	12	12.0	12	1
BEARS	24	215	9.0	28	2
OPPONENTS	15	213	14.2	67	0

KO RETURNS	No	Yds	Avg	Lg	TD
Baschnagel	29	754	26.0	48	0
Adamle	11	179	16.3	30	0
Harper	6	119	19.8	30	0
Livers	1	14	14.0	14	0
Musso	2	18	9.0	17	0
Schubert	1	3	3.0	3	0
Payton	1	0	0.0	0	0
BEARS	51	1087	21.3	48	0
OPPONENTS	54	969	17.9	38	0

PUNT RET.	Ret	FC	Yds	Avg	Lg	TD
Livers	28	0	205	7.3	51	0
Schubert	11	5	60	5.5	14	0
Baschnagel	2	1	2	1.0	3	0
Adamle	1	0	2	2.0	2	0
Knox	1	0	0	0.0	0	0
BEARS	43	6	269	6.3	51	0
OPPONENTS	44	20	346	7.9	45	0

FGs	1-19	20-29	30-39	40-49	50+							
Thomas	0/0	3/3	4/6	5/11	0/5							
BEARS	0/0	3/3	4/6	5/11	0/5							
OPPONENTS	1/1	7/8	2/8	3/7	0/1							
Thomas:(51N,27G)	(45N,35C)	(45N)	(47G,34G,39C,35C)	(52N)	(50N,42G,48N,42N)	(40N)	(33N,31N)	(46C)	(52N,46C)	(42C,25G,22C)	(45N,51N)	(0)
OPPONENTS:(27G,31N)	(21C)	(38N,38N,49N,38N,45G)	(29C,39C)	(44C,52N,37C)	(22C)	(24C,24C)	(43N)	(37N,19G,27G)	(48N)	(45G,40N,31N)	(0)	(27N)

DEFENSE (Top 10)	T	S	A	FF	FR	PD	Sa	Int		
Rives	165	112	53	3	2	5	3	0		
Clemons	130	94	36	2	1	6	0	0		
Plank	130	90	40	4	4	12	0	0		
Bryant	115	80	35	2	2	7	3	0		
Chambers	102	80	22	3	0	1	8	0		
Hartenstine	86	56	30	1	3	5	3	0		
Osborne	79	59	20	2	0	2	15	0		
Rydalch	70	53	17	1	1	0	7	0		
Brupbacher	65	45	20	1	3	10	1	5		
Ellis	64	58	6	1	0	11	0	0		
SACKS:	Osborne 15.0,	Chambers 8.0,	Rydalch 7.0,	Stillwell 5.5,	Bryant 3.0,	Hartenstine 3.0,	Rives 3.0,	Meyers 2.5,	Brupbacher 1.5,	Berry 0.5
TEAM	49.0,	OPPONENTS	24.0							

USUAL STARTERS

Offense	Defense
WR.....Brian Baschnagel	RE.....Roger Stillwell
LT.....Lionel Antoine	RT.....Wally Chambers
LG.....Noah Jackson	LT.....Jim Osborne
C.....Dan Neal	LE.....Mike Hartenstine
RG.....Revie Sorey/Jeff Sevy	WLB.....Waymond Bryant
RT.....Jeff Sevy/Dennis Lick	MLB.....Don Rives
TE.....Greg Latta	SLB.....Ross Brupbacher
WR.....James Scott	RCB.....Virgil Livers
QB.....Bob Avellini	LCB.....Allan Ellis
RB.....Walter Payton	SS.....Doug Plank
FB.....Roland Harper	FS.....Craig Clemons

RANKINGS

Team Stats	Bears	Avg	Rank
Total Yards	3843	274.5	20
Rushing Yards	2363	168.8	6
Passing Yards	1480	105.7	28
Points Scored	253	18.1	17
Opp	Avg	Rank	
Total Yards	4201	300.1	17
Rushing Yards	1984	141.7	13
Passing Yards	2217	158.4	22
Points Scored	216	15.4	8

HISTORY

1977 CHICAGO BEARS STATISTICS

Record: 9-5, .643

2nd Place, NFC Central

Head Coach: Jack Pardee

09/18 W 30-20	DETROIT	57,359
09/25 L 13-16	at St. Louis	51,392
10/02 L 24-42	NEW ORLEANS	57,359
10/10 W 24-23	L.A. RAMS	57,359
10/16 L 16-22	ot at Minnesota	48,446
10/23 L 10-16	ATLANTA	57,359
10/30 W 26-0	at Green Bay	56,267
11/06 L 0-47	at Houston	51,177
11/13 W 28-27	KANSAS CITY	57,359
11/20 W 10-7	MINNESOTA	57,359
11/24 W 31-14	at Detroit	75,185
12/04 W 10-0	at Tampa Bay	50,284
12/11 W 21-10	GREEN BAY	57,539
12/18 W 12-9	ot at N.Y. Giants	76,626
PLAYOFFS		
12/26 L 7-37	at Dallas	64,758

	Bears	Opp
TOTAL FIRST DOWNS	247	241
Rushing	141	124
Passing	94	106
Penalty	12	11
3rd Down: Made/Att	NA	NA
3rd Down Pct.	NA	NA
4th Down: Made/Att	NA	NA
4th Down Pct.	NA	NA
TOTAL NET YARDS	4655	4285
Avg. Per Game	332.5	306.1
Total Plays	930	947
Avg. Per Play	5.0	4.5
NET YARDS RUSHING	2811	2158
Avg. Per Game	200.8	154.1
Total Rushes	599	544
NET YARDS PASSING	1844	2127
Avg. Per Game	131.7	151.9
Sacked/Yards Lost	26/226	27/207
Gross Yards	2070	2334
Att./Comp.	305/161	377/182
Completion Pct.	52.8	48.3
Had Intercepted	18	18
PUNTS/AVERAGE	82/39.4	93/39.1
NET PUNTING AVG.	82/35.1	93/31.7
PENALTIES/YARDS	97/852	83/671
FUMBLES/BALL LOST	36/17	27/13
TOUCHDOWNS	31	27
Rushing	18	14
Passing	11	7
Returns	2	6

PASSING	Att	Cmp	Yds	Cmp%	Yd/Att	TD	TD%	Int	Int%	Lg	Sack/Lost	Rating
Avellini	293	154	2004	52.6	6.84	11	3.8	18	6.1	75t	23/200	61.7
Parsons	4	4	61	100.0	15.25	0	0.0	0	0.0	32	0/0	119.0
Phippis	5	3	5	60.0	1.00	0	0.0	0	0.0	10	3/26	64.6
Harper	2	0	0	0.0	0.00	0	0.0	0	0.0	0	0/0	39.6
Baschnagel	1	0	0	0.0	0.00	0	0.0	0	0.0	0	0/0	39.6
BEARS	305	161	2070	52.8	6.79	11	3.6	18	5.9	75	26/226	61.8
OPPONENTS	537	182	2334	48.3	6.19	7	1.9	18	4.8	85	27/207	54.5

USUAL STARTERS

Offense	Defense	Team Stats	Bears	Avg
WR.....Bo Rather	RE.....Billy Newsome	Total Yards	4655	332.5
LT.....Ted Albrecht	RT.....Ron Rydalch	Rushing Yards	2811	200.8
LG.....Noah Jackson	LT.....Jim Osborne	Passing Yards	1844	131.7
C.....Dan Peiffer	LE.....Mike Hartenstine	Points Scored	255	18.2
RG.....Revie Sorey	WLB.....Waymond Bryant			
RT.....Dennis Lick	MLB.....Tom Hicks	Opp	4285	306.1
TE.....Greg Latta	SLB.....Doug Buffone	Total Yards	4285	306.1
WR.....James Scott	RCB.....Virgil Livers	Rushing Yards	2158	154.1
QB.....Bob Avellini	LCB.....Allan Ellis	Passing Yards	2127	151.9
RB.....Walter Payton	SS.....Gary Fencik	Points Scored	253	18.1
FB.....Roland Harper	FS.....Doug Plank			

Score by Period	1	2	3	4	OT	Tot
BEARS	50	56	37	109	3	255
OPPONENTS	60	73	37	77	6	253

SCORING	TDs:Ru-Pa-RK-PAT	FG	S	Pts			
Payton	16	14	2	0	96		
Thomas	0	0	0	0	27/30/14/27	0	69
Latta	4	0	0	0	0	24	
Scott	3	0	3	0	0	18	
Musso	2	2	0	0	0	12	
Rather	2	0	2	0	0	12	
Schubert	1	0	0	1	0	6	
Baschnagel	1	0	0	1	0	6	
Avellini	1	1	0	0	0	6	
Earl	1	1	0	0	0	6	
BEARS	31	18	11	2	27/30/14/27	0	255
OPPONENTS	27	14	7	6	26/26/21/29	0	253

RUSHING	No	Yds	Avg	Lg	TD
Payton	339	1852	5.5	73	14
Harper	120	457	3.8	19	0
Earl	56	233	4.2	34	1
Musso	37	132	3.6	13	2
Avellini	37	109	2.9	21	1
Best	6	20	3.3	6	0
Scott	1	10	10.0	10	0
Baschnagel	1	0	0.0	0	0
Evans	1	0	0.0	0	0
Rather	1	-2	-2.0	-2	0
BEARS	599	2811	4.7	73	18
OPPONENTS	544	2158	4.0	61	14

RECEIVING	No	Yds	Avg	Lg	TD
Scott	50	809	16.2	72t	3
Payton	27	269	10.0	75t	2
Latta	26	335	12.9	37t	4
Harper	19	142	7.5	34	0
Rather	17	294	17.3	42	2
Schubert	8	119	14.9	32	0
Earl	6	32	5.3	10	0
Baschnagel	4	50	12.5	25	0
Musso	3	13	4.3	21	0
Rivers	1	7	7.0	7	0
BEARS	161	2070	12.9	75t	11
OPPONENTS	182	2334	12.8	85	7

PUNTING	No	Yds	Avg	Net	TB	In	Lg	B
Parsons	80	3232	40.4	35.1	7	17	58	2
BEARS	82	3232	39.4	35.1	7	17	58	2
OPPONENTS	93	3636	39.1	31.7	11	22	69	0

INTS	No	Yds	Avg	Lg	TD
Ellis	6	23	3.8	11	0
Fencik	4	33	8.3	23	0
Plank	4	32	8.0	20	0
Livers	2	29	14.5	29	0
Buffone	1	12	12.0	12	0
Hicks	1	9	9.0	9	0
BEARS	18	138	7.7	29	0
OPPONENTS	18	171	9.5	57	1

KO RETURNS	No	Yds	Avg	Lg	TD
Baschnagel	23	557	24.2	84t	1
Evans	13	253	19.5	30	0
Best	6	127	21.2	29	0
Musso	5	100	20.0	33	0
Walterscheid	3	59	19.7	22	0
Harper	3	44	14.7	22	0
Payton	2	95	47.5	68	0
Earl	2	38	19.0	25	0
BEARS	57	1275	22.3	84t	1
OPPONENTS	52	1010	19.4	85t	1

PUNT RET.	Ret	FC	Yds	Avg	Lg	TD
Schubert	31	10	291	9.4	70t	1
Walterscheid	6	1	59	9.8	14	0
Livers	6	1	46	7.7	21	0
Baschnagel	3	2	54	18.0	42	0
Plank	1	0	21	21.0	21	0
BEARS	47	14	471	10.0	70t	1
OPPONENTS	42	15	216	5.1	37	0

FGs	1-19	20-29	30-39	40-49	50+
B. Thomas	0/0	6/9	6/10	2/6	0/2
BEARS	0/0	6/9	6/10	2/6	0/2
OPPONENTS	2/2	8/9	8/10	3/7	0/1
Thomas:	39N,35G,23G,29G,21G,33G,47N,38G,41N,4				
OG,47G,20G,44N,39N,29N,37G,56N,31N,					
39G,29N,53N,32G,44N,32G,23N,36N,28G					

DEFENSE	(Top 10)	T	S	A	FF	FR	PD	Sa	Int
Fencik	133	93	40	1	0	7	0	0	4
Rives	89	61	28	0	0	1	0	0	0
Bryant	85	63	22	1	2	2	1.5	0	
Rydalch	77	54	23	1	1	1	9.5	0	
Plank	71	43	28	0	0	4	1.0	4	
Buffone	67	48	19	0	0	5	1.0	1	
Livers	56	45	11	0	1	16	0.0	2	
Hartenstine	55	34	21	1	3	4	1.0	0	
Ellis	51	47	4	0	0	13	0.0	6	
Osborne	49	32	17	0	0	0	4.0	0	
SACKS:	Rydalch 9.5, Newsome 5.0, Osborne 4.0,								
Meyers 2.0, Bryant 1.5, Buffone 1.0, Hartenstine 1.0,									
Sewell 1.0, Muckensturm 1.0, Plank 1.0									
TEAM 27.0, OPPONENTS 26.0									

HISTORY

1978 CHICAGO BEARS STATISTICS

Record: 7-9, .438

T-3rd Place, NFC Central

Head Coach: Neill Armstrong

09/03W 17-10	ST. LOUIS	52,791
09/10W 16-13	at San Francisco	49,502
09/17W 19-0	at Detroit	65,982
09/25L 20-24	MINNESOTA	53,561
10/01L 19-25	ot OAKLAND	52,848
10/08L 14-24	at Green Bay	55,352
10/16L 7-16	at Denver	75,008
10/22L 19-33	at Tampa Bay	68,146
10/29L 17-21	DETROIT	53,378
11/05L 29-31	SEATTLE	50,697
11/12L 14-17	at Minnesota	43,286
11/19W 13-7	ATLANTA	46,022
11/26W 14-3	TAMPA BAY	42,373
12/04L 7-40	at San Diego	48,492
12/10W 14-0	GREEN BAY	34,306
12/16W 14-10	at Washington	49,774

Bears		Opp
TOTAL FIRST DOWNS	262	282
Rushing	136	128
Passing	99	134
Penalty	27	20
3rd Down: Made/Att	89/248	75/240
3rd Down Pct.	35.9	31.3
4th Down: Made/Att	NA	NA
4th Down Pct.	NA	NA
TOTAL NET YARDS	4459	4680
Avg. Per Game	278.7	292.5
Total Plays	1020	1044
Avg. Per Play	4.4	4.5
NET YARDS RUSHING	2526	2174
Avg. Per Game	157.9	135.9
Total Rushes	634	568
NET YARDS PASSING	1933	2506
Avg. Per Game	120.8	156.6
Sacked/Yards Lost	34/288	40/351
Gross Yards	2221	2857
Att./Comp.	352/186	436/239
Completion Pct.	52.8	54.8
Had Intercepted	28	17
PUNTS/AVERAGE	96/37.0	97/35.4
NET PUNTING AVG.	96/32.2	97/30.4
PENALTIES/YARDS	101/958	101/800
FUMBLES/BALL LOST	22/8	32/16
TOUCHDOWNS	29	33
Rushing	19	15
Passing	7	16
Returns	3	2

PASSING	Att	Cmp	Yds	Cmp%	Yd/Att	TD	TD%	Int	Int%	Lg	Sack/Lost	Rating
Avellini	264	141	1718	53.4	6.51	5	1.9	16	6.1	61	26/208	54.6
Phipps	83	44	465	53.0	5.60	2	2.4	10	12.0	35	6/55	38.0
Evans	3	1	38	33.3	12.67	0	0.0	1	33.3	38	2/25	42.1
Parsons	1	0	0	0.0	0.00	0	0.0	0	0.0	0	0/0	39.6
Harper	1	0	0	0.0	0.00	0	0.0	0	0.0	0	0/0	39.6
BEARS	352	186	2221	52.8	6.31	7	2.0	28	8.0	61	34/288	45.7
OPPONENTS	436	239	2857	54.8	6.55	16	3.7	17	3.9	58	40/351	71.1

Score by Period	1	2	3	4	OT	Tot
BEARS	30	55	93	75	0	253
OPPONENTS	71	69	47	81	6	274

SCORING	TDs:Ru-Pa-RK-PAT	FG	S	Pts			
Thomas	0	0	0	26/29	17/22	0	77
Payton	11	11	0	0	0	0	66
Harper	8	6	2	0	0	0	48
Scott	5	0	5	0	0	0	30
Avellini	2	2	0	0	0	0	12
Spivey	1	0	0	1	0	0	6
Livers	1	0	0	1	0	0	6
Schubert	1	0	0	1	0	0	6
Hart	0	0	0	0	1	2	2
BEARS	29	19	7	3	26/29	17/22	1
OPPONENTS	33	15	16	228/NA	16/NA	0	274

RUSHING	No	Yds	Avg	Lg	TD
Payton	333	1395	4.2	76	11
Harper	240	992	4.1	31	6
Avellini	34	54	1.6	10	2
Phipps	13	34	2.6	10	0
Evans	6	23	3.8	13	0
Earl	3	17	5.7	9	0
Best	2	11	5.5	6	0
Morris	1	0	0.0	0	0
Parsons	1	0	0.0	0	0
Baschnagel	1	0	0.0	0	0
BEARS	634	2526	4.0	76	19
OPPONENTS	564	2174	3.9	67	15

RECEIVING	No	Yds	Avg	Lg	TD
Payton	50	480	9.6	61	0
Harper	43	340	7.9	33t	2
Scott	42	759	18.1	59	5
Richards	27	379	14.0	52	0
Latta	15	159	10.6	21	0
Schubert	4	51	12.8	19	0
Baschnagel	2	29	14.5	22	0
Rathner	1	15	15.0	15	0
Cobb	1	7	7.0	7	0
Earl	1	1	1.0	1	0
BEARS	186	2221	11.9	61	7
OPPONENTS	239	2857	12.0	55	16

PUNTING	No	Yds	Avg	Net	TB	In	Lg	B
Parsons	96	3549	37.0	32.2	8	18	54	0
BEARS	96	3549	37.0	32.2	8	18	54	0
OPPONENTS	97	3437	35.4	30.4	10	25	61	2

INTS	No	Yds	Avg	Lg	TD
Fencik	4	77	19.3	59	0
Livers	3	86	28.7	60	1
Buffone	3	22	7.3	16	0
Schmidt	2	23	11.5	23	0
Rives	2	8	4.0	8	0
Plank	1	0	0.0	0	0
Gaines	1	0	0.0	0	0
Walterscheid	1	0	0.0	0	0
BEARS	17	216	12.7	60	1
OPPONENTS	28	312	11.1	63	1

KO RETURNS	No	Yds	Avg	Lg	TD
Baschnagel	20	455	22.8	36	0
Walterscheid	11	335	30.5	81	0
Gaines	10	240	24.0	37	0
Morgan	5	110	22.0	24	0
Schubert	4	80	20.0	27	0
Earl	3	48	16.0	20	0
Skibinski	3	36	12.0	20	0
Spivey	2	34	17.0	23	0
Latta	2	14	7.0	8	0
Muckensturm	1	6	6.0	6	0
BEARS	61	1358	22.3	81	0
OPPONENTS	52	1146	22.0	43	0

PUNT RET.	Ret	FC	Yds	Avg	Lg	TD
Schubert	27	21	229	8.5	73t	1
Livers	10	0	31	3.1	13	0
Walterscheid	3	0	24	8.0	11	0
Baschnagel	1	1	2	2.0	2	0
BEARS	41	22	286	7.0	73t	1
OPPONENTS	45	23	295	6.6	21	0

FGs	1-19	20-29	30-39	40-49	50+
Thomas	0/0	7/7	9/11	1/4	0/0
BEARS	0/0	7/7	9/11	1/4	0/0
OPPONENTS	0/0	4/4	6/8	6/7	0/0
Thomas:	39G, 32G, 44G, 38G, 28G, 27G, 32G, 25G, 24G, 44N, 21G, 27G, 23G, 33G, 33G, 36G, 39G, 39B, 45N, 32G, 37G, 41N, 39B				

DEFENSE	(Top 10)	T	S	A	FF	FR	PD	Sa	Int
Fencik	130	95	35	2	10	0	0	0	4
Campbell	110	82	28	3	2	6	3	0	0
Plank	70	52	18	5	3	4	0	0	1
Hartenstine	70	44	26	2	3	2	6	0	0
Hicks	67	51	16	0	1	3	0	0	0
Rives	67	44	23	1	1	2	0	0	2
Buffone	65	45	20	0	0	2	0	0	3
Livers	61	55	6	1	1	9	0	0	3
Schmidt	51	44	7	1	1	9	0	0	2
Osborne	50	37	13	1	0	2	4	0	0
Page	50	35	15	2	0	3	11	0	0
SACKS:	Page 11.5, Hart 7.5, Hartenstine 6.0, Osborne 4.0, Campbell 3.0, Buffone 2.0, Meyers 2.0, Rydalch 2.0, Herron 1.0, Shearer 1.0								
TEAM	40.0 , OPPONENTS 34.0								

USUAL STARTERS

Offense	Defense	Team Stats	Bears	Avg
WR.....James Scott	RE.....Mike Hartenstine	Total Yards	4459	278.7
LT.....Ted Albrecht	RT.....Alan Page	Rushing Yards	2526	157.9
LG.....Noah Jackson	LT.....Jim Osborne	Passing Yards	1933	120.8
C.....Dan Neal	LE.....Tommy Hart	Points Scored	253	15.8
RG.....Revie Sorey	WLB.....Gary Campbell			
RT.....Dennis Lick	MLB.....T. Hicks/D. Rives			
TE.....Greg Latta	SLB.....Doug Buffone			
WR.....Golden Richards	RCB.....Virgil Livers	Total Yards	4680	292.5
QB.....Bob Avellini	LCB.....Terry Schmidt	Rushing Yards	2174	135.9
RB.....Walter Payton	SS.....Gary Fencik	Passing Yards	2506	156.6
FB.....Roland Harper	FS.....Doug Plank	Points Scored	274	17.1

1979 CHICAGO BEARS STATISTICS

Record: 10-6, .625

2nd Place, NFC Central

Head Coach: Neill Armstrong

09/02/W	6-3	GREEN BAY	56,515
09/09/W	26-7	MINNESOTA	53,231
09/16/L	20-4	at Dallas	64,056
09/23/L	16-31	at Miami	66,011
09/30/L	13-17	TAMPA BAY	55,258
10/07/W	7-0	at Buffalo	73,383
10/14/L	7-27	NEW ENGLAND	54,128
10/21/L	27-30	at Minnesota	41,164
10/28/W	28-27	at San Francisco	42,773
11/04/W	35-7	DETROIT	50,108
11/11/W	27-23	L.A. RAMS	51,483
11/18/W	23-13	N.Y. JETS	52,635
11/22/L	0-20	at Detroit	66,219
12/02/W	14-0	at Tampa Bay	69,508
12/09/W	15-14	at Green Bay	54,207
12/16/W	42-6	ST. LOUIS	42,810
PLAYOFFS			
12/23/L	17-27	at Philadelphia	69,397

Bears		Opp.
TOTAL FIRST DOWNS	262	272
Rushing	140	100
Passing	98	148
Penalty	24	24
3rd Down: Made/Att	93/253	87/242
3rd Down Pct.	36.8	36.0
4th Down: Made/Att	NA	NA
4th Down Pct.	NA	NA
TOTAL NET YARDS	4637	4506
Avg. Per Game	289.8	281.6
Total Plays	1028	1024
Avg. Per Play	4.5	4.4
NET YARDS RUSHING	2486	1978
Avg. Per Game	155.4	123.6
Total Rushes	627	519
NET YARDS PASSING	2151	2528
Avg. Per Game	134.4	158.0
Sacked/Yards Lost	31/278	47/380
Gross Yards	2429	2908
Att./Comp.	373/195	458/222
Completion Pct.	52.3	48.5
Had Intercepted	16	29
PUNTS/AVERAGE	93/37.5	90/37.8
NET PUNTING AVG.	93/31.8	90/31.6
PENALTIES/YARDS	100/816	104/864
FUMBLE/BALL LOST	21/13	25/14
TOUCHDOWNS	37	31
Rushing	17	9
Passing	16	21
Returns	4	1

PASSING	Att	Cmp	Yds	Cmp%	Yd/Att	TD	TD%	Int	Int%	Lg	Sack/Lost	Rating
Phipps	255	134	1535	52.5	6.02	9	3.5	8	3.1	68T	17/154	69.7
Evans	63	32	508	50.8	8.06	4	6.3	5	7.9	65	8/75	66.1
Avellini	51	27	310	52.9	6.08	2	3.9	3	5.9	54	6/49	59.9
Payton	1	1	54	100.0	54.00	1	100.0	0	0.0	54T	0/0	158.3
Parsons	2	1	22	50.0	11.00	0	0.0	0	0.0	22	0/0	89.6
Baschnagel	1	0	0	0.0	0.00	0	0.0	0	0.0	0	0/0	39.6
BEARS	373	195	2429	52.3	6.51	16	4.3	16	4.3	68T	31/278	69.2
OPPONENTS	458	222	2908	48.5	6.35	21	4.6	29	6.3	55	47/380	58.1

Score by Period	1	2	3	4	OT	Tot
BEARS	59	84	65	98	0	306
OPPONENTS	48	72	50	79	0	249

SCORING	TDs:Ru-Pa-RK-PAT	FG	5	Pts				
Payton	16	14	2	0	96			
Thomas	0	0	0	0	34/37	16/27	0	82
Williams	6	1	5	0	0	36		
Watts	4	0	3	1	0	24		
Scott	3	0	3	0	0	18		
Baschnagel	2	0	2	0	0	12		
Richards	1	0	1	0	0	6		
Evans	1	1	0	0	0	6		
McClendon	1	1	0	0	0	6		
Schubert	1	0	1	0	0	6		
Schmidt	1	0	0	1	0	6		
Hicks	1	0	0	1	0	6		
Team	0	0	0	0	1	2		
BEARS	37	17	16	4	34/37	16/27	1	306
OPPONENTS	31	9	21	1	28/31	12/20	0	249

RUSHING	No	Yds	Avg	Lg	TD
Payton	369	1610	4.4	43	14
Williams	127	401	3.2	16	1
McClendon	37	160	4.3	33	1
Earl	35	132	3.8	12	0
Evans	12	72	6.0	17	1
Phipps	27	51	1.9	12	0
Deloplaine	7	18	2.6	6	0
Buffone	1	14	14.0	14	0
Perrin	5	14	2.8	5	0
Skibinski	3	10	3.3	4	0
Avellini	3	10	3.3	5	0
Watts	1	-6	-6.0	-6	0
BEARS	627	2486	4.0	43	17
OPPONENTS	519	1978	3.8	61	9

RECEIVING	No	Yds	Avg	Lg	TD
Williams	42	354	8.4	54	5
Payton	31	313	10.1	65T	2
Baschnagel	30	452	15.1	54	2
Watts	24	421	17.5	68T	3
Scott	21	382	18.2	64	3
Latta	15	131	8.7	25	0
Earl	8	56	7.0	19	0
Cobb	6	91	15.1	33	0
McClendon	6	27	4.5	13	0
Richards	5	107	21.4	52	1
Schubert	2	29	14.5	15	0
Deloplaine	2	13	6.5	15	0
Perrin	1	27	27.0	27	0
Buffone	1	22	22.0	22	0
Skibinski	1	4	4.0	4	0
BEARS	195	2429	12.5	68T	16
OPPONENTS	222	2908	13.1	55	12

PUNTING	No	Yds	Avg	Net	TB	Int	Lg	B
Parsons	92	3486	37.9	31.8	6	26	54	1
BEARS	93	3486	37.5	31.8	6	26	54	1
OPPONENTS	90	3406	37.8	31.6	12	9	64	1

INTS	No	Yds	Avg	Lg	TD
Schmidt	6	44	7.3	20T	1
Fencik	6	31	5.2	17	0
Hicks	3	85	28.3	66T	1
Ellis	3	67	22.3	22	0
Plank	3	33	11.0	22	0
Livers	2	41	20.5	30	0
Buffone	2	11	5.5	11	0
Gaines	1	38	38.0	38	0
Campbell	1	32	32.0	32	0
Walterscheid	1	15	15.0	15	0
Muckensturm	1	5	5.0	5	0
BEARS	29	402	13.9	66T	2
OPPONENTS	16	240	15.0	78	0

KO RETURNS	No	Yds	Avg	Lg	TD
Walterscheid	19	427	22.5	44	0
Watts	14	289	20.6	83T	1
Baschnagel	12	260	21.7	32	0
Schubert	2	45	22.5	27	0
Perrin	1	13	13.0	13	0
McClendon	1	12	12.0	12	0
Latta	1	8	8.0	8	0
Herron	1	0	0.0	0	0
BEARS	51	1054	20.7	83T	1
OPPONENTS	59	1252	21.2	86	0

PUNT RET.	Ret	FC	Yds	Avg	Lg	TD
Schubert	25	10	238	9.5	77T	1
Walterscheid	14	5	96	6.9	14	0
Baschnagel	0	3	0	0.0	-	0
BEARS	39	18	334	8.6	77T	1
OPPONENTS	54	12	404	7.5	77	0

FGs	1-19	20-29	30-39	40-49	50+
Thomas	1/1	4/7	9/11	2/7	0/1
BEARS	1/1	4/7	9/11	2/7	0/1
OPPONENTS	1/1	7/7	2/5	2/6	0/1

Thomas: (44N,25G,19G)(47N,34G)(30G,32G,36G)(34G,42G)(29N,44N)(23G,23G)(51N,27N)(38G,35G)(24G)(31N)(0)(34G,33G,33N,28N,44G)(47N,46N)

DEFENSE	(Top 10)	T	S	A	FF	FR	PD	Sa	Int
Muckensturm	11	69	42	1	2	1	3	0	1
Plank	108	72	36	4	1	7	0	0	3
Fencik	103	73	30	0	1	9	0	0	6
Campbell	92	63	29	1	1	2	4	0	1
Page	74	49	25	0	1	1	10	0	0
Hicks	74	48	26	1	2	2	4	0	3
Hampton	70	48	22	1	2	3	0	0	0
Osborne	66	54	12	0	2	1	10	5	0
Hartenstine	60	40	20	1	1	1	8	0	0
Walterscheid	57	44	13	2	1	3	4	0	1

SACKS: Osborne 10.5, Page 10.0, Hartenstine 8.0, Hampton 4.5, Campbell 4.0, Walterscheid 4.0, Muckensturm 3.0, Gaines 1.0, Herron 1.0

TEAM 47.0, **OPPONENTS** 31.0

USUAL STARTERS		Team Stats		Bears		Opp	
Offense	Defense	Total Yards	4637	Total Yards	4506	Rushing Yards	1978
WR.....J. Scott/R. Watts	RE.....Mike Hartenstine	Rushing Yards	2486	Passing Yards	2528	Passing Yards	2528
LT.....Ted Albrecht	RT.....Alan Page	Points Scored	306	Points Scored	249	Points Scored	249
LG.....Noah Jackson	LT.....Jim Osborne						
C.....Dan Neal	LE.....Dan Hampton						
CG.....Revie Sorey	WLB.....Gary Campbell						
RT.....Dennis Lick	MLB.....Tom Hicks						
TE.....Mike Cobb	SLB.....Jerry Muckensturm						
WR.....Brian Baschnagel	RCB.....Virgil Livers						
QB.....Mike Phipps	LCB.....Terry Schmidt						
RB.....Walter Payton	SS.....Gary Fencik						
FB.....Dave Williams	FS.....Doug Plank						

1980 CHICAGO BEARS STATISTICS

Record: 7-9, .438

3rd Place, NFC Central

Head Coach: Neill Armstrong

Date	Result	Opponent	Score	
09/07	L	6-12	ot at Green Bay	54,381
09/14	W	22-3	NEW ORLEANS	63,523
09/21	L	14-34	MINNESOTA	59,983
09/28	L	3-38	at Pittsburgh	53,987
10/06	W	23-0	TAMPA BAY	61,350
10/12	L	7-13	at Minnesota	46,751
10/19	W	24-7	DETROIT	58,508
10/26	L	14-17	at Philadelphia	68,752
11/03	L	21-27	at Cleveland	83,224
11/09	W	35-21	WASHINGTON	57,159
11/16	L	6-10	HOUSTON	59,390
11/23	L	17-28	at Atlanta	49,164
11/27	W	23-17	ot at Detroit	75,397
12/07	W	61-7	GREEN BAY	57,176
12/14	L	14-17	ot at CINCINNATI	48,808
12/20	W	14-13	at Tampa Bay	55,288

	Bears	Opp
TOTAL FIRST DOWNS	286	285
Rushing	139	111
Passing	121	149
Penalty	26	25
3rd Down: Made/Att	105/248	98/236
3rd Down Pct.	42.3	41.5
4th Down: Made/Att	NA	NA
4th Down Pct.	NA	NA
TOTAL NET YARDS	4835	4907
Avg. Per Game	302.2	306.7
Total Plays	1016	1003
Avg. Per Play	4.8	4.9
NET YARDS RUSHING	2440	2015
Avg. Per Game	152.5	125.9
Total Rushes	579	506
NET YARDS PASSING	2395	2892
Avg. Per Game	149.7	180.8
Sacked/Yards Lost	33/274	46/379
Gross Yards	2659	3271
Att./Comp.	404/209	451/238
Completion Pct.	51.7	52.8
Had Intercepted	25	17
PUNTS/AVERAGE	79/40.6	82/39.0
NET PUNTING AVG.	79/32.8	82/34.6
PENALTIES/YARDS	100/842	129/1109
FUMBLES/BALL LOST	23/14	32/14
TOUCHDOWNS	38	32
Rushing	22	10
Passing	13	20
Returns	3	2

PASSING	Att	Cmp	Yds	Cmp%	Yd/Att	TD	TD%	Int	Int%	Lg	Sack/Lost	Rating
Evans	278	148	2039	53.2	7.33	11	4.0	16	5.8	89t	26/205	66.1
Phipps	122	61	630	50.0	5.16	2	1.6	9	7.4	56	7/69	39.8
Payton	3	0	0	0.0	0.0	0	0.0	0	0.0	0	0/0	39.6
Parsons	1	0	0	0.0	0.0	0	0.0	0	0.0	0	0/0	39.6
BEARS	404	209	2669	51.7	6.61	13	3.2	25	6.2	89t	33/274	57.6
OPPONENTS	451	238	3271	52.8	7.25	20	4.4	17	3.8	76t	46/379	75.1

Score by Period	1	2	3	4	OT	Tot
BEARS	51	77	77	93	6	304
OPPONENTS	57	79	51	68	9	264

SCORING	TDs:Ru-Pa-RK-PAT	FG	S	Pts			
Thomas	0	0	0	35/37	13/18	0	74
Evans	8	8	0	0	0	0	48
Payton	7	6	1	0	0	0	42
Harper	5	5	0	0	0	0	30
Scott	3	0	3	0	0	0	18
Earl	3	0	3	0	0	0	18
Phipps	2	2	0	0	0	0	12
Fisher	2	2	0	0	0	0	12
Watts	2	0	2	0	0	0	12
Baschnagel	2	0	2	0	0	0	12
Page	1	0	0	1	1	1	8
Williams	1	0	0	1	1	0	6
Walterscheid	1	0	0	1	1	0	6
McClendon	1	1	0	0	0	0	6
BEARS	38	22	13	3	35/37	13/18	1304
OPPONENTS	32	10	20	3	30/30	14/27	624

RUSHING	No	Yds	Avg	Lg	TD
Payton	317	1460	4.6	69t	6
Harper	113	404	3.6	13	5
Evans	60	306	5.1	58	8
McClendon	10	88	8.8	48	1
Williams	26	57	2.2	14	0
Skibinski	13	54	4.2	8	0
Suhey	22	45	2.0	10	0
Phipps	15	38	2.5	9	2
Parsons	2	4	2.0	4	0
Watts	1	-16	-16.0	-16	0
BEARS	579	2440	4.2	69t	22
OPPONENTS	506	2015	4.0	56	10

RECEIVING	No	Yds	Avg	Lg	TD
Payton	46	367	8.0	54	1
Scott	36	696	19.3	64	3
Baschnagel	28	396	14.1	37	2
Watts	22	444	20.2	89t	2
Williams	22	132	6.0	18	0
Earl	18	223	12.4	28	3
Fisher	12	203	16.9	56	2
Suhey	7	60	8.6	21	0
Harper	7	31	4.4	16	0
Skibinski	5	18	3.6	8	0
Haines	4	83	20.8	18	0
Cobb	2	16	8.0	9	0
BEARS	209	2669	12.8	89t	13
OPPONENTS	238	3271	13.7	76t	20

PUNTING	No	Yds	Avg	Net	TB	In	Lg	B
Parsons	79	3207	40.6	32.8	10	16	61	0
BEARS	79	3207	40.6	32.8	10	16	61	0
OPPONENTS	82	3197	39.0	34.6	4	16	65	0

INTS	No	Yds	Avg	Lg	TD
Walterscheid	4	84	21.0	36	1
Campbell	3	36	12.0	15	0
Wilson	2	4	2.0	4	0
Muckensturm	2	2	1.0	2	0
Plank	1	20	20.0	20	0
Hicks	1	8	8.0	8	0
Fencik	1	8	8.0	8	0
Schmidt	1	0	0.0	0	0
Page	1	0	0.0	0	0
Ellis	1	0	0.0	0	0
BEARS	17	162	9.5	36	1
OPPONENTS	25	161	6.4	41	1

KO RETURNS	No	Yds	Avg	Lg	TD
Williams	27	666	24.7	95t	1
Suhey	19	409	21.4	31	0
Fisher	3	32	10.7	15	0
Watts	1	12	12.0	12	0
Walterscheid	1	12	12.0	12	0
McClendon	1	11	11.0	11	0
Earl	1	11	11.0	11	0
Herron	1	5	5.0	5	0
Haines	1	0	0.0	0	0
Ulmer	1	-2	-2.0	-2	0
BEARS	56	1153	20.6	95t	1
OPPONENTS	58	1251	21.6	54	0

PUNT RET.	Ret	FC	Yds	Avg	Lg	TD
Walterscheid	33	11	239	7.2	25	0
Lusby	4	1	14	3.5	14	0
Watts	2	0	20	10.0	11	0
Suhey	1	0	4	4.0	4	0
Plank	1	0	0	0.0	0	0
BEARS	41	12	277	6.8	25	0
OPPONENTS	46	7	415	9.0	56	0

FGs	1-9	20-29	30-39	40-49	50+
Thomas	1/1	5/5	4/8	3/4	0/0
BEARS	1/1	5/5	4/8	3/4	0/0
OPPONENTS	1/2	7/8	3/8	3/8	0/0

0/TThomas:(42G,34C)(37G,34C,38N)(0(28C)(30G,32N,44G,29C)(18C)(30N,47R)(35N)(0(27G,22C)(41C)(24G)(0))

DEFENSE (Top 10)	T	S	A	FF	FR	PD	Sa	Int
Fencik	125	94	31	0	3	8	1.0	1
Campbell	121	88	33	1	2	3	3.0	3
Muckensturm	120	101	19	0	1	1	3.0	2
Hicks	107	83	24	0	0	1	1.0	1
Plank	81	53	28	2	3	0	0.0	1
Hampton	73	56	17	2	0	1	11.5	0
Walterscheid	71	53	18	2	1	1	1.0	4
Page	68	50	18	0	2	4	9.5	1
Hartenstine	66	54	12	1	0	4	6.0	0
Osborne	65	54	11	2	2	5	8.0	0
SACKS:	Hampton 11.5, Page 9.5, Osborne 8.0, Hartenstine 6.0, Campbell 3.0, Muckensturm 3.0, Wilson 2.0, Fencik 1.0, Hicks 1.0, Walterscheid 1.0							
TEAM	46.0 , OPPONENTS	33.0						

Offense	LT	LT	LT
WR.....James Scott	LT.....Jim Osborne		
LT.....Ted Albrecht	LE.....Dan Hampton		
LG.....Noah Jackson	WLB.....Gary Campbell		
C.....Dan Neal	MLB.....Tom Hicks		
RG.....Revie Sorey	SLB.....Jerry Muckensturm		
RT.....Dennis Lick	RCB.....Allan Ellis		
TE.....Robin Earl	LCB.....Terry Schmidt		
WR.....Brian Baschnagel	SS.....Gary Fencik		
QB.....Vince Evans	FS.....Doug Plank		
RB.....Walton Payton			
FB.....Roland Harper			
Defense			
RE.....Mike Hartenstine			
RT.....Alan Page			

Team Stats	USU	STARTERS	Avg
Total Yards	4835	302.2	
Rushing Yards	2440	152.5	
Passing Yards	2395	289.2	
Points Scored	304	17.6	
Opp	Avg		
Total Yards	4907	306.7	
Rushing Yards	2015	125.9	
Passing Yards	2892	180.8	
Points Scored	264	16.5	

1981 CHICAGO BEARS STATISTICS

Record: 6-10, .375

5th Place, NFC Central

Head Coach: Neill Armstrong

09/06 L 9-16 GREEN BAY 62,411
09/13 L 17-28 at San Francisco 49,520
09/20 W 28-17 TAMPA BAY 60,130
09/28 L 7-24 L.A. RAMS 62,461
10/04 L 21-24 at Minnesota 43,827
10/11 L 7-24 WASHINGTON 57,683
10/19 L 17-48 at Detroit 71,273
10/25 W 20-17 at SAN DIEGO 52,905
11/01 L 10-20 at Tampa Bay 63,688
11/08 W 16-13 at Kansas City 60,605
11/15 L 17-21 at Green Bay 55,338
11/22 L 7-23 DETROIT 50,082
11/26 L 9-10 at Dallas 63,499
12/06 W 10-9 MINNESOTA 50,766
12/13 W 23-6 at Oakland 40,384
12/20 W 35-24 DENVER 40,125

Score by Period	1	2	3	4	OT	Tot
BEARS	41	71	55	80	6	253
OPPONENTS	83	83	63	95	0	324

SCORING	TDs:Ru-Pa-RK-PAT	FG	S	Pts							
Roveto	0	0	0	0	19/20	10/18	0	49			
Payton	8	6	2	0	0	0	0	48			
Suhey	3	3	0	0	0	0	0	18			
Evans	3	3	0	0	0	0	0	18			
Baschnagel	3	0	0	0	0	0	0	18			
Watts	3	0	0	0	0	0	0	18			
Anderson	2	0	2	0	0	0	0	12			
D. Williams	2	0	2	0	0	0	0	12			
Thomas	0	0	0	0	2/3	2/3	0	8			
Nielsen	0	0	0	0	8/8	0/2	0	8			
Earl	1	0	1	0	0	0	0	6			
Bell	1	0	1	0	0	0	0	6			
J. Fisher	1	0	0	1	0	0	0	6			
Margerum	1	0	1	0	0	0	0	6			
Harper	1	1	0	0	0	0	0	6			
Fencik	1	0	0	1	0	0	0	6			
Harris	1	0	0	1	0	0	0	6			
Plank	0	0	0	0	0	0	1	2			
BEARS	31	13	14	4	29	31	12	23	1	253	
OPPONENTS	39	13	23	3	36	38	16	17	29	1	324

PUNTING	No	Yds	Avg	Net	TB	In	Lg	B
Parsons	114	4531	39.7	33.3	7	31	55	0
BEARS	114	4531	39.7	33.3	7	31	55	0
OPPONENTS	98	3985	40.7	33.3	10	15	67	0

INTS	No	Yds	Avg	Lg	TD
Fencik	6	121	20.2	69	1
Henderson	4	84	21.0	39	0
Schmidt	2	4	2.0	4	0
J. Fisher	2	3	1.5	3	0
Bell	1	92	92.0	92	1
Harris	1	44	44.0	44	1
Walterscheid	1	0	0.0	0	0
Singletary	1	-3	-3.0	-3	0
BEARS	18	345	19.2	92	3
OPPONENTS	23	385	16.7	50	2

KO RETURNS	No	Yds	Avg	Lg	TD
D. Williams	23	486	21.1	42	0
Moorehead	23	476	20.7	56	0
Baschnagel	2	34	17.0	23	0
J. Fisher	6	96	16.0	23	0
Frazier	6	77	12.8	15	0
B. Williams	1	35	35.0	35	0
B. Fisher	2	15	7.5	9	0
Payton	1	-5	-5.0	-5	0
Anderson	1	-5	-5.0	-5	0
BEARS	64	1214	19.0	56	0
OPPONENTS	44	937	21.3	47	0

PUNT RET.	Ret	FC	Yds	Avg	Lg	TD
J. Fisher	43	20	509	11.8	88	1
Walterscheid	1	0	6	6.0	6	0
Plank	1	1	3	3.0	3	0
Baschnagel	0	3	0	0.0	-	0
BEARS	45	24	518	11.5	88	1
OPPONENTS	66	12	594	9.0	55	1

FGs	1-9	20-29	30-39	40-49	50+
Roveto	0/1	6/7	2/3	2/7	0/0
Thomas	0/0	1/2	1/1	0/0	0/0
Nielsen	0/0	0/1	0/1	0/0	0/0
BEARS	0/1	7/10	3/5	2/7	0/0
OPPONENTS	1/1	3/5	6/8	6/11	1/4

DEFENSE	(Top 10)	T	S	A	FF	FR	PD	Sa	Int
Fencik	195	112	23	2	1	17	10	6	6
Wilson	81	65	16	2	3	3	0	0	0
Campbell	77	47	30	0	1	2	0	0	0
Singletary	72	60	12	1	0	4	0	0	0
Hampton	68	56	12	1	0	4	9	0	0
Plank	67	51	16	0	4	11	3	0	0
Harris	61	47	14	1	3	5	2	0	1
Page	61	49	12	0	1	4	9	0	0
Henderson	58	52	6	0	1	19	0	0	4
Kunz	57	42	15	0	0	2	0	0	0

SACKS: Page 9.0, Hampton 9.0, Osborne 4.0, Plank 3.0, Harris 2.0, Hartenstine 2.0, Fencik 1.0, Walterscheid 1.0.

TEAM 31.0, OPPONENTS 35.0

	Bears	Opp
TOTAL FIRST DOWNS	278	290
Rushing	126	120
Passing	126	144
Penalty	26	26
3rd Down: Made/Att	95/268	73/233
3rd Down Pct.	35.4	31.3
4th Down: Made/Att	NA	NA
4th Down Pct.	NA	NA
TOTAL NET YARDS	4633	5394
Avg. Per Game	289.6	337.1
Total Plays	1134	1076
Avg. Per Play	4.1	5.0
NET YARDS RUSHING	2171	2146
Avg. Per Game	135.7	134.1
Total Rushes	608	521
NET YARDS PASSING	2462	3248
Avg. Per Game	153.9	203.0
Sacked/Yards Lost	35/266	31/279
Gross Yards	2728	3527
Att./Comp.	489/222	525/233
Completion Pct.	45.4	44.4
Had Intercepted	23	18
PUNTS/AVERAGE	114/39.7	98/40.7
NET PUNTING AVG.	33.3	33.3
PENALTIES/YARDS	121/996	119/947
FUMBLES/BALL LOST	37/17	33/22
TOUCHDOWNS	31	39
Rushing	13	13
Passing	14	23
Returns	4	3

RUSHING	No	Yds	Avg	Lg	TD
Payton	339	1222	3.6	39	6
Suhey	150	521	3.5	26	3
Evans	43	218	5.1	25	3
Harper	34	106	3.1	11	1
McClendon	30	74	2.5	17	0
D. Williams	2	19	9.5	14	0
Margerum	1	11	11.0	11	0
Baschnagel	1	10	10.0	10	0
Phipps	1	0	0.0	0	0
Avellini	3	-1	-0.3	0	0
Neal	1	-6	-6.0	-6	0
Parsons	1	-6	-6.0	-6	0
BEARS	608	2171	3.6	39	13
OPPONENTS	521	2146	4.1	59	13

RECEIVING	No	Yds	Avg	Lg	TD
Payton	41	379	9.2	30	2
Margerum	39	584	15.0	41	1
Baschnagel	34	554	16.3	72	3
Suhey	33	168	5.1	15	0
Watts	27	465	17.2	42	3
D. Williams	18	126	7.0	14	2
Earl	10	118	11.8	24	1
Anderson	9	243	27.0	85	2
B. Williams	3	32	10.7	16	0
Cobb	2	20	10.0	11	0
Harper	2	10	5.0	8	0
McClendon	2	4	2.0	4	0
Harris	1	18	18.0	18	0
Zanders	1	7	7.0	7	0
BEARS	222	2728	12.3	85	14
OPPONENTS	233	3527	15.1	94	23

PASSING	Att	Cmp	Yds	Cmp%	Yd/Att	TD	TD%	Int	Int%	Lg	Sack/Lost	Rating
Evans	436	195	2354	44.7	5.40	11	2.5	20	4.6	85	23/173	51.0
Phipps	17	11	171	64.7	10.06	2	11.8	0	0.0	43	5/41	138.7
Avellini	32	15	185	46.9	5.78	1	3.1	3	9.4	72	7/52	36.4
Baschnagel	1	1	18	100.0	0.00	0	0.0	0	0.0	0	0/0	118.8
Payton	2	0	0	0.0	0.00	0	0.0	0	0.0	0	0/0	39.6
Parsons	1	0	0	0.0	0.00	0	0.0	0	0.0	0	0/0	39.6
BEARS	489	222	2728	45.4	5.62	14	3.0	23	4.9	85	35/266	53.6
OPPONENTS	525	233	3527	44.4	6.72	23	4.4	18	3.4	94	31/279	67.6

USUAL STARTERS		RANKINGS			
Offense	LT.....Jim Osborne	Team Stats	Bears	Avg	Rank
WR.... Baschnagel/Watts	LE.....Dan Hampton	Total Yards	4633	289.6	26
LT.....Ted Albrecht	WLB.....Gary Campbell	Rushing Yards	2171	135.7	11
LG..... Noah Jackson	MLB.....Mike Singletary	Passing Yards	2462	153.9	27
C..... Dan Neal	SLB.....Otis Wilson	Points Scored.....	253	15.8	-
RG..... Emanuel Zanders	RCB.....Reuben Henderson				
RT..... Keith Van Horne	LCB.....Terry Schmidt	Opp	Avg	Rank	
TE..... Robin Earl	SS.....Gary Fencik	Total Yards	5394	337.1	19
WR.... Margerum/Baschnagel	LCB.....Doug Plank	Rushing Yards	2146	134.1	20
QB..... Vince Evans		Passing Yards	3248	203.0	14
RB..... Walter Payton		Points Scored.....	324	20.3	-
FB..... Matt Suhey					
Defense					
RE.....Al Harris					
RT.....Alan Page					

1983 CHICAGO BEARS STATISTICS

Record: 8-8, .500
T-2nd Place, NFC Central
Head Coach: Mike Ditka

09/04 L	17-20	ATLANTA	60,165
09/11 W	17-10	TAMPA BAY	58,186
09/18 L	31-34	ot at New Orleans	64,692
09/25 L	19-22	ot at Baltimore	34,350
10/02 W	31-14	DENVER	58,210
10/09 L	14-23	MINNESOTA	59,632
10/16 L	17-31	at Detroit	66,709
10/23 W	7-6	at Philadelphia	45,263
10/30 L	17-38	DETROIT	58,764
11/06 L	14-21	at L.A. Rams	53,010
11/13 W	17-14	PHILADELPHIA	47,524
11/20 W	27-0	at Tampa Bay	36,816
11/27 W	13-3	SAN FRANCISCO	40,483
12/04 L	28-31	at Green Bay	51,147
12/11 W	19-13	at Minnesota	57,880
12/18 W	23-21	GREEN BAY	35,807

Bears		Opp.
TOTAL FIRST DOWNS	308	286
Rushing	154	113
Passing	136	154
Penalty	18	19
3rd Down: Made/Att	79/231	72/216
3rd Down Pct.	34.2	33.3
4th Down: Made/Att	14/22	8/14
4th Down Pct.	63.6	57.1
TOTAL NET YARDS	5830	5132
Avg. Per Game	364.4	320.8
Total Plays	1083	1023
Avg. Per Play	5.4	5.0
NET YARDS RUSHING	2727	2000
Avg. Per Game	170.4	125.0
Total Rushes	583	482
NET YARDS PASSING	3103	3132
Avg. Per Game	193.9	195.8
Sacked/Yards Lost	53/358	51/384
Gross Yards	3461	3526
Att./Comp.	447/255	490/249
Completion Pct.	57.0	50.8
Had Intercepted	21	22
PUNTS/AVERAGE	92/36.9	99/38.6
NET PUNTING AVG.	92/31.7	99/32.1
PENALTIES/YARDS	107/869	86/687
FUMBLES/BALL LOST	26/14	37/17
TOUCHDOWNS	39	36
Rushing	14	20
Passing	21	15
Returns	4	1

PASSING	Att	Cmp	Yds	Cmp%	Yd/Att	TD	TD%	Int	Int%	Lg	Sack/Lost	Rating
McMahon	295	175	2184	59.3	7.40	12	4.1	13	4.4	87t	42/266	77.7
Evans	145	76	1108	52.4	7.64	5	3.4	7	4.8	72	11/92	68.9
Payton	6	3	95	50.0	15.83	3	50.0	2	33.3	56	0/0	95.8
Suhey	1	1	74	100.0	74.00	1	100.0	0	0.0	74t	0/0	158.3
BEARS	447	255	3461	57.0	7.74	21	4.7	22	4.9	87t	53/358	77.1
OPPONENTS	490	249	3526	50.8	7.20	15	3.1	21	4.3	74	51/384	66.8

Score by Period	1	2	3	4	OT	Tot
BEARS	55	104	40	112	0	311
OPPONENTS	78	63	83	71	6	301

SCORING	TDs:Ru-Pa-RK-PAT	FG	S	Pts		
B.Thomas	0	0	0	35/38/14/25	0	77
Payton	8	6	2	0	0	48
Gault	8	0	8	0	0	48
Suhey	5	4	1	0	0	30
McKinnon	5	0	4	1	0	30
McMahon	3	2	1	0	0	18
Moorehead	3	0	3	0	0	18
Margerum	2	0	2	0	0	12
Evans	1	1	0	0	0	6
Frazier	1	0	0	1	0	6
Hutchinson	1	1	0	0	0	6
Schmidt	1	0	0	1	0	6
Hartenstine	1	0	0	1	0	6
BEARS	39	14	21	4	35/38/14/25	0
OPPONENTS	36	20	15	1	34/36/17/23	0

RUSHING	No	Yds	Avg	Lg	TD
Payton	314	1421	4.5	49	6
Suhey	149	681	4.6	39	4
McMahon	55	307	5.6	32	2
Evans	22	142	6.5	27	1
Gentry	16	65	4.1	17	0
Gault	4	31	7.8	22	0
Parsons	1	27	27.0	27	0
C. Thomas	8	25	3.1	9	0
Hutchinson	6	13	2.2	5	1
Margerum	1	7	7.0	7	0
Moorehead	5	6	1.2	5	0
Baschnagel	2	2	1.0	2	0
BEARS	583	2727	4.7	49	14
OPPONENTS	482	2000	4.1	71	20

RECEIVING	No	Yds	Avg	Lg	TD
Payton	53	607	11.5	74t	2
Suhey	49	429	8.8	52	1
Moorehead	42	597	14.2	36	3
Gault	40	836	20.9	87t	8
Margerum	21	336	16.0	60	2
McKinnon	20	326	16.3	49	4
Saldi	12	119	9.9	16	0
Dunsmore	8	102	12.8	24	0
Baschnagel	5	70	14.0	24	0
C. Thomas	2	13	6.5	7	0
Gentry	2	8	4.0	6	0
McMahon	1	18	18.0	18t	1
BEARS	255	3461	13.6	87t	21
OPPONENTS	249	3526	14.2	74	15

PUNTING	No	Yds	Avg	Net	TB	In	Lg	B
Parsons	79	2916	36.9	5	22	54	0	0
Stachowicz	12	447	37.3	0	0	48	2	0
McMahon	1	36	36.0	0	0	36	0	0
BEARS	94	3399	36.9	36.2	5	22	54	2
OPPONENTS	99	3821	38.6	38.6	10	25	60	1

INTS	No	Yds	Avg	Lg	TD
Frazier	7	135	19.3	56	1
Schmidt	5	31	6.2	32	1
Richardson	5	9	1.8	6	0
Fencik	2	34	17.0	20	0
Wilson	1	6	6.0	6	0
Singletary	1	0	0.0	0	0
BEARS	21	215	10.2	56	2
OPPONENTS	22	291	13.2	35	1

KO RETURNS	No	Yds	Avg	Lg	TD
Hutchinson	17	259	15.2	28	0
Gault	13	276	21.2	38	0
Gentry	7	130	18.6	28	0
Watts	5	79	15.8	21	0
Duerson	3	66	22.0	24	0
Baschnagel	3	42	14.0	19	0
McKinnon	2	42	21.0	25	0
BEARS	58	953	16.4	38	0
OPPONENTS	66	1229	18.6	61	0

PUNT RET.	Ret	FC	Yds	Avg	Lg	TD
McKinnon	34	3	316	9.3	59	1
Fisher	13	3	71	5.5	11	0
Gault	9	1	61	6.8	12	0
BEARS	56	7	448	8.0	59	1
OPPONENTS	44	13	322	7.3	34	0

FGs	1-19	20-29	30-39	40-49	50+
Thomas	1/1	9/9	0/4	3/6	1/5
BEARS	1/1	9/9	0/4	3/6	1/5
OPPONENTS	1/1	7/7	7/8	2/6	0/1

DEFENSE	(Top 10)	T	S	A	FF	FR	PD	Sa	Int
Singletary	147	120	27	1	4	7	3.5	1	0
Bell	115	92	23	1	1	6	3.0	0	0
Wilson	103	87	16	2	0	7	1.0	1	0
Hartenstine	71	56	15	3	1	4	12.0	0	0
Richardson	69	58	11	0	1	20	0.0	5	0
Osborne	61	48	13	5	1	2	5.0	0	0
Frazier	60	52	8	0	1	21	0.0	7	0
Harris	57	48	9	0	2	0	7.0	0	0
Duerson	51	41	10	1	0	4	0.0	0	0
Hampton	47	40	7	0	0	4	5.0	0	0

SACKS: Hartenstine 12.0, McMichael 8.5, Harris 7.0, Hampton 5.0, Osborne 5.0, Singletary 3.5, Bell 3.0, Dent 3.0, Cabral 1.0, Campbell 1.0, Keys 1.0, **TEAM** 51.0, **OPPONENTS** 53.0

USUAL STARTERS											RANKINGS			
Offense					Defense						Team Stats			
WR.....Willie Gault	RE.....Dan Hampton	Total Yards.....5830	Avg.....364.4	Rank.....4	WR.....Jim Covert	RT.....Steve McMichael	Rushing Yards.....2727	Avg.....170.4	Rank.....1	LG.....Noah Jackson	LT.....Jim Osborne	Passing Yards.....3103	Avg.....193.9	Rank.....17
LG.....Noah Jackson	LE.....Mike Hartenstine	Points Scored.....311	Avg.....19.4	Rank.....-	C.....Jay Hilgenberg	WLB.....Al Harris	Points Scored.....311	Avg.....19.4	Rank.....-	RG.....Kurt Becker	MLB.....Mike Singletary	Opp.....5132	Avg.....320.8	Rank.....8
RT.....Keith Van Horne	SLB.....Otis Wilson	Total Yards.....5132	Avg.....320.8	Rank.....8	TE.....Emery Moorehead	RCB.....Leslie Frazier	Rushing Yards.....2000	Avg.....125.0	Rank.....t11	WR.....Ken Margerum	LCB.....Mike Richardson	Passing Yards.....3132	Avg.....195.8	Rank.....12
QB.....Jim McMahon	SS.....Todd Bell	Points Scored.....301	Avg.....18.8	Rank.....-	RB.....Walter Payton	FS.....Gary Fencik	Points Scored.....301	Avg.....18.8	Rank.....-	FB.....Matt Suhey				

1984 CHICAGO BEARS STATISTICS

Record: 10-6, .625

1st Place, NFC Central

Head Coach: Mike Ditka

09/02/W 34-14	TAMPA BAY	58,789
09/09/W 27-0	DENVER	54,335
09/16/W 9-7	at Green Bay	55,795
09/23/L 9-38	at Seattle	61,520
09/30/L 14-23	DALLAS	63,623
10/07/W 20-7	NEW ORLEANS	53,752
10/14/L 21-38	at St. Louis	49,554
10/21/W 44-9	at Tampa Bay	60,003
10/28/W 16-7	MINNESOTA	57,517
11/04/W 17-6	L.A. RAIDERS	59,858
11/11/L 13-29	at L.A. Rams	62,021
11/18/W 16-14	DETROIT	54,911
11/25/W 34-3	at Minnesota	56,881
12/03/L 7-20	at San Diego	45,470
12/09/L 14-20	GREEN BAY	59,374
12/16/W 30-13	at Detroit	53,252
PLAYOFFS		
12/30/W 23-19	at Washington	55,431
01/06/L 0-23	at San Francisco	61,040

Bears		Opp
TOTAL FIRST DOWNS	297	216
Rushing	164	72
Passing	115	122
Penalty	18	22
3rd Down: Made/Att	105/256	55/209
3rd Down Pct.	41.0	26.3
4th Down: Made/Att	9/23	2/11
4th Down Pct.	39.1	18.2
TOTAL NET YARDS	5437	3860
Avg. Per Game	339.8	241.3
Total Plays	1100	885
Avg. Per Play	4.9	4.4
NET YARDS RUSHING	2974	1377
Avg. Per Game	185.9	86.1
Total Rushes	674	378
NET YARDS PASSING	2463	2486
Avg. Per Game	153.9	155.4
Sacked/Yards Lost	36/232	72/583
Gross Yards	2695	3069
Att./Comp.	390/226	435/197
Completion Pct.	57.9	45.3
Had Intercepted	15	21
PUNTS/AVERAGE	85/39.2	100/41.3
NET PUNTING AVG.	85/35.3	100/34.3
PENALTIES/YARDS	114/851	86/698
FUMBLES/BALL LOST	31/16	33/13
TOUCHDOWNS	37	29
Rushing	22	10
Passing	14	14
Returns	1	5

PASSING	Att	Cmp	Yds	Cmp%	Yd/Att	TD	TD%	Int	Int%	Lg	Sack/Lost	Rating
McMahon	143	85	1146	59.4	8.0	5.6	2	1.4	61t	10/48	97.8	
Fuller	78	53	595	67.9	7.63	3	3.8	0	0.0	30	7/41	103.1
Lisch	85	43	413	50.6	4.86	0	0.0	6	7.1	23	13/91	34.9
Avellini	53	30	288	56.6	5.43	0	0.0	3	5.7	50	5/43	48.1
Landry	21	11	199	52.4	9.48	1	4.8	3	14.3	55	0/0	62.8
Payton	8	3	47	37.5	5.88	2	40.0	0	0.0	17	0/0	66.9
Baschnagel	2	1	7	50.0	3.5	0	0.0	1	15.0	7	0/0	43.9
BEARS	390	226	2695	57.9	6.91	14	3.6	15	3.8	61t	36/232	75.3
OPPONENTS	435	197	3069	45.4	7.07	14	3.2	21	4.8	88t	72/583	60.0

Score by Period	1	2	3	4	OT	Tot
BEARS	91	107	62	65	0	325
OPPONENTS	33	73	53	89	0	248

SCORING	TDs:Ru-Pa-RK-PAT	FG	5 Pts				
Thomas	0	0	0	35/37	22/28	0	101
Payton	11	11	0	0	0	0	66
Suhey	6	4	2	0	0	0	36
Gault	6	0	6	0	0	0	36
McKinnon	3	0	3	0	0	0	18
McMahon	2	2	0	0	0	0	12
Fuller	1	1	0	0	0	0	6
Landry	1	1	0	0	0	0	6
Bell	1	0	1	0	0	0	6
Gentry	1	1	0	0	0	0	6
Hutchinson	1	1	0	0	0	0	6
C. Thomas	1	1	0	0	0	0	6
Anderson	1	0	1	0	0	0	6
Dunsmore	1	0	1	0	0	0	6
Moorehead	1	0	1	0	0	0	6

BEARS	37	22	14	1	35/37 <th>22/28</th> <th>1</th> <th>325</th>	22/28	1	325
OPPONENTS	29	10	14	5	26/29	16/21	2	248

RUSHING	No	Yds	Avg	Lg	TD
Payton	381	1684	4.4	72	11
Suhey	124	424	3.4	21	4
McMahon	39	276	7.1	30	2
C. Thomas	40	186	4.7	37	1
Lisch	18	121	6.7	31	0
Fuller	15	89	5.9	26	1
Gentry	21	79	3.8	22	1
Jordan	11	70	6.4	29	0
Hutchinson	14	39	2.8	6	1
McKinnon	2	12	6.0	21	0
Landry	2	1	0.5	1t	1
Avellini	3	-5	-1.7	0	0
Moorehead	1	-2	-2.0	-2	0
BEARS	674	2974	4.4	72	22
OPPONENTS	378	1377	3.6	44	10

RECEIVING	No	Yds	Avg	Lg	TD
Payton	45	368	8.2	31	0
Suhey	41	309	7.5	23	2
Gault	34	587	17.3	61t	6
McKinnon	30	434	14.5	32	3
Moorehead	29	497	17.1	50	1
Dunsmore	9	106	11.8	25	1
Saldi	9	90	10.0	20	0
C. Thomas	9	39	4.3	9	0
Baschnagel	6	53	8.8	17	0
Gentry	4	29	7.3	13	0
Anderson	3	77	25.7	49	1
Krenk	2	31	15.5	24	0
McMahon	1	42	42.0	42	0
Cameron	1	13	13.0	13	0
Cabral	1	7	7.0	7	0
BEARS	226	2695	11.9	61t	14
OPPONENTS	197	3069	15.6	88t	14

PUNTING	No	Yds	Avg	Net	TB	In	Lg	B
Finzer	83	3328	40.1	35.3	4	26	87	2
BEARS	85	3328	39.2	35.3	4	26	87	2
OPPONENTS	100	4130	41.3	34.3	7	12	62	0

INTS	No	Yds	Avg	Lg	TD
Fencik	5	102	20.4	61	0
Frazier	5	89	17.8	33	0
Bell	4	46	11.5	36	1
Richardson	2	7	3.5	7	0
Harris	1	34	34.0	34	0
Gayle	1	1	1.0	1	0
Duerson	1	9	9.0	9	0
Singletary	1	4	4.0	4	0
Schmidt	1	0	0.0	0	0
BEARS	21	290	13.8	61	1
OPPONENTS	15	241	16.1	66	3

KO RETURNS	No	Yds	Avg	Lg	TD
Cameron	26	485	18.7	40	0
Gentry	11	209	19.0	33	0
Duerson	5	95	19.0	26	0
Bell	1	35	35.0	35	0
Jordan	5	62	12.4	22	0
Gault	1	12	12.0	12	0
BEARS	49	898	18.3	40	0
OPPONENTS	68	1443	21.2	97	1

PUNT RET.	Ret	FC	Yds	Avg	Lg	TD
Fisher	58	11	492	8.5	28	0
Duerson	1	0	4	4.0	4	0
McKinnon	5	0	62	12.4	18	0
BEARS	64	11	558	8.7	28	0
OPPONENTS	41	12	249	6.1	21	0

FGs	1-19	20-29	30-39	40-49	50+
Thomas	3/3	6/7	5/6	6/9	2/3
BEARS	3/3	6/7	5/6	6/9	2/3
OPPONENTS	0/0	6/6	1/2	8/11	1/2

DEFENSE	(Top 10)	T	S	A	FF	FR	PD	SA	Int
Singletary	116	81	35	3	1	4	3.5	1	
Fencik	103	82	21	0	1	9	1.0	5	
Bell	77	58	19	1	2	5	4.5	4	
Harris	68	52	16	0	0	6	2.0	1	
Wilson	61	47	14	1	0	3	7.5	0	
Hampton	54	40	14	1	3	2	11.5	0	
McMichael	42	30	12	0	0	2	10.0	0	
Dent	39	31	8	4	1	1	17.5	0	
Richardson	36	31	5	0	1	13	0.0	2	
Hartenstine	36	24	12	2	2	0	6.0	0	

SACKS: Dent 17.5, Hampton 11.5, McMichael 10.0, Wilson 7.5, Hartenstine 6.0, Bell 4.5, Singletary 3.5, Duerson 3.0, Keys 2.5, Harris 2.0, Waechter 2.0, Fencik 1.0, Osborne 1.0

TEAM 72.0, OPPONENTS 56.0

USUAL STARTERS

Offense	Defense
WR.....Willie Gault	RE.....Richard Dent
LT.....Jim Covert	RT.....Dan Hampton
LG.....Mark Bortz	LT.....Steve McMichael
C.....Jay Hilgenberg	LE.....Mike Hartenstine
RG.....Kurt Becker	WLB.....Al Harris
RT.....Keith Van Horne	MLB.....Mike Singletary
TE.....Emery Moorehead	SLB.....Otis Wilson
WR.....Dennis McKinnon	RCB.....Leslie Frazier
QB.....S. Fuller/J. McMahon	LCB.....Mike Richardson
RB.....Walter Payton	SS.....Todd Bell
FB.....Matt Suhey	FS.....Gary Fencik

RANKINGS

Team Stats	Bears	Avg	Rank
Total Yards	5437	339.8	7
Rushing Yards	2974	185.9	1
Passing Yards	2463	153.9	26
Points Scored	325	20.3	-
Opp		Avg	Rank
Total Yards	3860	241.3	1
Rushing Yards	1377	86.1	1
Passing Yards	2486	155.4	2
Points Scored	248	15.5	-

1985 CHICAGO BEARS STATISTICS

Record: 15-1, .938

1st Place, NFC Central

Head Coach: Mike Ditka

09/08 W 38-28	TAMPA BAY	57,828
09/15 W 20-7	NEW ENGLAND	60,533
09/19 W 33-24	at Minnesota	61,242
09/29 W 45-10	WASHINGTON	63,708
10/06 W 27-19	at Tampa Bay	51,795
10/13 W 26-10	at San Francisco	60,523
10/21 W 23-7	GREEN BAY	65,095
10/27 W 27-9	MINNESOTA	63,815
11/03 W 16-10	at Green Bay	55,343
11/10 W 24-3	DETROIT	53,467
11/17 W 44-0	at Dallas	63,855
11/24 W 36-0	ATLANTA	61,769
12/02 L 24-38	at Miami	75,594
12/08 W 17-10	INDIANAPOLIS	59,997
12/14 W 19-6	at New York Jets	74,752
12/22 W 37-17	at Detroit	74,042

PLAYOFFS

01/05 W 21-0	N.Y. GIANTS	62,076
01/12 W 24-0	L.A. RAMS	63,522
01/26*W 46-10	New England	73,818

*Super Bowl XX at Superdome in New Orleans

Score by Period	1	2	3	4	OT	Tot
BEARS	67	144	123	122	0	456
OPPONENTS	50	77	34	37	0	198

SCORING	TDs:Ru-Pa-RK-PAT	FG	S	Pts	
Butler	0 0 0 0	51/51	31/38	0 144	
Payton	11 9 2 0	0	0	66	
McKinnon	7 0 7 0	0	0	42	
Fuller	5 5 0 0	0	0	30	
McMahon	4 3 1 0	0	0	24	
Thomas	4 4 0 0	0	0	24	
Gentry	3 2 0 1	0	0	18	
Perry	3 2 1 0	0	0	18	
Suhey	2 1 1 0	0	0	12	
Margerum	2 0 2 0	0	0	12	
Gault	2 0 1 1	0	0	12	
Wilson	1 0 0 1	0	0	8	
Dent	1 0 0 1	0	0	6	
Frazier	1 0 0 1	0	0	6	
Wrightman	1 0 0 1	0	0	6	
Rivera	1 0 0 1	0	0	6	
Moorehead	1 0 0 1	0	0	6	
Sanders	1 1 0 0	0	0	6	
Richardson	1 0 0 1	0	0	6	
McMichael	0 0 0 1	0	0	2	
Waechter	0 0 0 0	0	0	2	
BEARS	51	27 17	51/51	31/38	3 456
OPPONENTS	23	6 16	1 22/23	12/19	1 198

RUSHING	No	Yds	Avg	Lg	TD
Payton	324	1551	4.8	40	9
Suhey	115	471	4.1	17	3
McMahon	47	252	5.4	19	3
Gentry	30	160	5.3	21	2
Thomas	31	125	4.0	17	4
Sanders	25	104	4.2	28	1
Fuller	24	77	3.2	19	5
Gault	5	18	3.6	11	0
Perry	5	7	1.4	2	2
Tomczak	2	3	1.5	3	0
McKinnon	1	0	0.0	0	0
Margerum	1	-7	-7.0	-7	0
BEARS	610	2761	4.5	40	27
OPPONENTS	359	1319	3.7	37	6

RECEIVING	No	Yds	Avg	Lg	TD
Payton	49	483	9.9	65	2
Moorehead	35	481	13.7	25	1
Gault	33	704	21.3	70	1
Suhey	33	295	8.9	35	1
McKinnon	31	555	17.9	48	7
Wrightman	24	407	17.0	49	1
Margerum	17	190	11.2	20	2
Gentry	5	77	15.4	30	0
Thomas	5	45	9.0	16	0
Maness	1	34	34.0	34	0
McMahon	1	13	13.0	13	1
Sanders	1	9	9.0	9	0
Anderson	1	6	6.0	6	0
Perry	1	4	4.0	4	0
BEARS	237	3303	13.9	70	17
OPPONENTS	249	3299	13.2	90	16

PUNTING	No	Yds	Avg	Net	TB	In	Lg	B
Buford	68	2870	42.2	35.1	14	18	69	1
BEARS	69	2870	41.6	35.1	14	18	69	1
OPPONENTS	90	3639	40.4	33.5	6	11	75	1

INTS	No	Yds	Avg	Lg	TD
Frazier	6	119	19.8	33	1
Duerson	5	58	11.6	25	0
Fencik	5	38	7.6	22	0
Marshall	4	27	5.4	14	0
Richardson	4	174	43.5	90	1
Wilson	3	35	11.7	23	1
Taylor	3	28	9.3	18	0
Dent	2	10	5	9	1
Singletary	1	23	23.0	23	0
Rivera	1	4	4.0	4	0
BEARS	34	512	15.1	90	4
OPPONENTS	46	99	2.2	43	1

KO RETURNS	No	Yds	Avg	Lg	TD
Gault	22	577	26.2	99	1
Gentry	18	465	25.9	94	1
Taylor	1	18	18.0	18	0
McKinnon	1	16	16.0	16	0
Sanders	1	10	10.0	10	0
Marshall	0	2	0.0	2	0
BEARS	43	1089	25.3	99	2
OPPONENTS	78	1827	23.4	58	0

PUNT RET.	Ret	FC	Yds	Avg	Lg	TD
Taylor	25	8	198	7.9	21	0
Ortego	17	2	158	9.3	23	0
Duerson	6	0	47	7.8	11	0
Gentry	0	0	47	0.0	47	0
McKinnon	4	0	44	11.0	11	0
Maness	2	0	9	4.5	5	0
BEARS	54	10	503	9.3	47	0
OPPONENTS	24	9	203	8.5	29	0

FGs	1-19	20-29	30-39	40-49	50+
Butler	2/2	13/13	13/14	3/6	0/3
BEARS	2/2	13/13	13/14	3/6	0/3
OPPONENTS	1/1	2/3	5/6	3/5	1/4

DEFENSE	(Top 10)	T	S	A	FF	FR	PD	Sa	Int
Fencik	118	98	20	0	1	15	0	5	
Singletary	113	89	24	0	3	5	3	0	1
Marshall	78	60	18	2	1	4	6	0	4
Wilson	69	54	15	0	2	5	11	5	3
Duerson	64	55	9	1	1	10	2	0	5
Frazier	52	45	7	0	0	22	0	6	6
McMichael	44	39	5	0	1	2	8	0	0
Richardson	41	37	4	2	1	25	0	4	4
Dent	38	33	5	7	2	7	17	0	2
Hampton	32	26	6	2	3	4	5	5	0

SACKS: Dent 17.0, Wilson 11.5, McMichael 8.0, Marshall 6.0, Hampton 5.5, Perry 5.0, Singletary 3.0, Waechter 2.5, Duerson 2.0, Keys 2.0, Hartenstine 1.0, Rivera 0.5

TEAM 64.0, **OPPONENTS** 43.0

Black box indicates World Championship.

USUAL STARTERS					RANKINGS							
Offense					Defense					Team Stats		
WR.....Willie Gault					RE.....Richard Dent					Bears	Avg	Rank
LT.....Jim Covert					RT.....William Perry					Total Yards.....	41357
LG.....Mark Bortz					LT.....Steve McMichael					Rushing Yards.....	27611
C.....Jay Hilgenberg					LE.....Dan Hampton					Passing Yards.....	307620
RG.....Tom Thayer					WLB.....Wilbur Marshall					Points Scored.....	456
RT.....Keith Van Horne					MLB.....Mike Singletary							
TE.....Emery Moorehead					SLB.....Otis Wilson					Opp	Avg	Rank
WR.....Dennis McKinnon					RCB.....Leslie Frazier					Total Yards.....	41351
QB.....Jim McMahon					LCB.....Mike Richardson					Rushing Yards.....	13194
RB.....Walter Payton					SS.....Dave Duerson					Passing Yards.....	28163
FB.....Matt Suhey					FS.....Gary Fencik					Points Scored.....	198

1986 CHICAGO BEARS STATISTICS

Record: 14-2, .875

1st Place, NFC Central

Head Coach: Mike Ditka

09/07/W	41-31	CLEVELAND	66,030
09/14/W	13-10	ot PHILADELPHIA	65,130
09/22/W	25-12	at Green Bay	55,527
09/28/W	44-7	at Cincinnati	55,146
10/05/W	23-0	MINNESOTA	63,921
10/12/W	20-7	at Houston	46,026
10/19/L	7-23	at Minnesota	62,851
10/26/W	13-7	DETROIT	62,064
11/03/L	17-20	L.A. RAMS	64,877
11/09/W	23-3	at Tampa Bay	70,097
11/16/W	13-10	at Atlanta	55,520
11/23/W	12-10	GREEN BAY	59,291
11/30/W	13-10	ot PITTSBURGH	61,425
12/07/W	48-14	TAMPA BAY	52,746
12/15/W	16-13	at Detroit	75,602
12/21/W	24-10	at Dallas	57,256
PLAYOFFS			
01/03/L	13-27	WASHINGTON	65,141

	Bears	Opp
TOTAL FIRST DOWNS	305	241
Rushing	166	67
Passing	118	151
Penalty	21	23
3rd Down: Made/Att	77/207	74/228
3rd Down Pct.	37.0	32.0
4th Down: Made/Att	5/12	11/21
4th Down Pct.	42.0	52.0
TOTAL NET YARDS	5459	4130
Avg. Per Game	341.2	258.1
Total Plays	1045	1002
Avg. Per Play	5.2	4.1
NET YARDS RUSHING	2700	1463
Avg. Per Game	168.8	91.4
Total Rushes	606	427
NET YARDS PASSING	2759	2667
Avg. Per Game	172.4	166.7
Sacked/Yards Lost	24/153	62/503
Gross Yards	2912	3170
Att./Comp.	415/208	513/243
Completion Pct.	50.1	47.4
Had Intercepted	25	31
PUNTS/AVERAGE	70/40.7	100/40.9
NET PUNTING AVG.	70/36.9	100/33.5
PENALTIES/YARDS	98/765	110/861
FOULS/BALL LOST	36/22	27/16
TOUCHDOWNS	38	20
Rushing	21	4
Passing	12	12
Returns	5	4

PASSING	Att	Cmp	Yds	Cmp%	Yd/Att	TD	TD%	Int	Int%	Lg	Sack/Lost	Rating
Tomczak	151	74	1105	49.0	7.32	2	1.3	10	6.6	85	4/30	50.2
McMahon	150	77	995	51.3	6.63	5	3.3	8	5.3	58t	6/40	61.4
Fuller	64	34	451	53.1	7.05	2	3.1	4	6.3	50t	8/53	60.1
Flutie	46	23	361	50.0	7.85	3	6.5	2	4.3	58t	6/30	80.1
Payton	4	0	0	0.0	0.00	0	0.0	1	25.0	0	0/0	0.0
BEARS	415	208	2912	50.1	7.02	12	2.9	25	6.0	85	24/153	57.6
OPPONENTS	513	243	3170	47.7	6.18	12	2.3	31	6.0	65t	62/503	49.9

Score by Period	1	2	3	4	OT	Tot
BEARS	88	84	82	92	6	352
OPPONENTS	35	36	65	51	0	187

SCORING	TDs:Ru-Pa-RK-PAT	FG	5 Pts				
Butler	0	0	0	36/38	28/41	0	120
Payton	11	8	3	0	0	0	66
Gault	5	0	5	0	0	0	30
Sanders	5	5	0	0	0	0	30
Gentry	3	1	0	2	0	0	18
Tomczak	3	3	0	0	0	0	18
Marshall	2	0	0	2	0	0	12
Ortego	2	0	2	0	0	0	12
Suhey	2	2	0	0	0	0	12
Anderson	1	0	1	0	0	0	6
Barnes	1	0	1	0	0	0	6
Flutie	1	1	0	0	0	0	6
McMahon	1	1	0	0	0	0	6
Moorehead	1	0	1	0	0	0	6
Hampton	0	0	0	0	0	1	2
McMichael	0	0	0	0	0	1	2
BEARS	38	21	12	5	36/38	28/41	2
OPPONENTS	20	4	12	4	19/20	16/22	0

RUSHING	No	Yds	Avg	Lg	TD
Payton	321	1333	4.2	41	8
Suhey	84	270	3.2	17	2
Sanders	27	224	8.3	75t	5
Thomas	56	224	4.0	23	0
McMahon	22	152	6.9	23	1
Anderson	35	146	4.2	23	0
Tomczak	23	117	5.1	16	3
Gentry	11	103	9.4	29	1
Gault	8	79	9.9	33	0
Flutie	9	36	4.0	19	1
Fuller	8	30	3.8	10	0
Perry	1	-1	-1.0	-1	0
Burford	1	-13	-13.0	-13	0
BEARS	606	2700	4.5	75t	21
OPPONENTS	427	1463	3.4	33	4

RECEIVING	No	Yds	Avg	Lg	TD
Gault	42	818	19.5	53t	5
Payton	37	382	10.3	57	3
Moorehead	26	390	15.0	85	1
Suhey	24	235	9.8	58	0
Ortego	23	430	18.7	58t	1
Wrightman	22	241	11.0	29	0
Gentry	19	238	12.5	41	0
Anderson	4	80	20.0	58t	1
Barnes	4	54	13.5	14	0
Thomas	4	18	4.5	18	0
Sanders	2	18	9.0	18	0
Bortz	1	8	8.0	8	0
BEARS	208	2912	14.0	85	12
OPPONENTS	243	3170	13.0	65t	12

PUNTING	No	Yds	Avg	Net	TB	In	Lg	B
Burford	69	2850	41.3	36.9	8	19	59	1
BEARS	70	2850	40.7	36.9	8	19	59	1
OPPONENTS	100	4090	40.9	33.5	13	17	59	1

INTS	No	Yds	Avg	Lg	TD
Richardson	7	69	9.9	32	0
Duerson	6	139	23.2	38	0
Marshall	5	68	13.6	58t	1
Fencik	3	37	12.3	24	0
Jackson	3	0	0.0	0	0
Wilson	2	31	15.5	21	0
McMichael	1	5	5.0	5	0
Gayle	1	13	13.0	13	0
Singletary	1	3	3.0	3	0
Phillips	1	6	6.0	6	0
Bell	1	-1	-1.0	-1	0
BEARS	31	370	11.9	58t	1
OPPONENTS	25	115	4.6	22	1

KO RETURNS	No	Yds	Avg	Lg	TD
Sanders	22	399	18.1	44	0
Gentry	20	576	28.8	91t	1
Anderson	4	26	6.5	13	0
Barnes	3	94	31.3	85t	1
Gault	1	20	20.0	20	0
BEARS	50	1115	22.3	91t	2
OPPONENTS	64	1376	21.5	55	0

PUNT RET.	Ret	FC	Yds	Avg	Lg	TD
Barnes	57	9	482	8.5	35	0
BEARS	57	9	482	8.5	35	0
OPPONENTS	23	14	110	4.8	15	0

FGS	1-19	20-29	30-39	40-49	50+
Butler	1/1	11/14	9/12	6/8	1/6
BEARS	1/1	11/14	9/12	6/8	1/6
OPPONENTS	0/0	5/6	3/4	4/6	4/6

DEFENSE	(Top 10)	T	S	A	FF	FR	PD	Sa	Int			
Fencik	130	67	63	1	1	10	1.0	3	0			
Singletary	129	68	61	1	0	9	2.0	1	0			
Duerson	109	61	48	0	2	12	7.0	6	0			
Marshall	105	60	45	4	3	6	5.5	5	0			
Wilson	104	52	52	1	3	4	8.0	2	0			
McMichael	87	50	37	1	2	3	8.5	1	0			
Perry	84	51	33	2	0	1	5.0	0	0			
Dent	75	30	45	4	0	5	11.5	0	0			
Hampton	72	30	42	1	2	2	9.5	0	0			
Richardson	68	46	22	1	0	17	0	7	0			
SACKS:	Dent 11.5,	Hampton 9.5,	McMichael 8.5,	Wilson 8.0,	Duerson 7.0,	Marshall 5.5,	Perry 5.0,	Singletary 2.0,	Harris 2.0,	Fencik 1.0,	Hartenstine 1.0,	Rivera 1.0
TEAM	62.0 ,	OPPONENTS	24.0									

USUAL STARTERS

RANKINGS

Offense	Defense
WR.....Willie Gault	RE.....Richard Dent
LT.....Jim Covert	RT.....William Perry
LG.....Mark Bortz	LT.....Steve McMichael
C.....Jay Hilgenberg	LE.....Dan Hampton
RG.....Tom Thayer	WLB.....Wilbur Marshall
RT.....Keith Van Horne	MLB.....Mike Singletary
TE.....Emery Moorehead	SLB.....Otis Wilson
WR.....Keith Ortego	RCB.....Jackson/Phillips
QB.....Mike Tomczak	LCB.....Mike Richardson
RB.....Walter Payton	SS.....Dave Duerson
FB.....Matt Suhey	FS.....Gary Fencik

Team Stats	Bears	Avg	Rank
Total Yards	5459	341.2	7
Rushing Yards	2700	168.8	1
Passing Yards	2759	172.4	20
Points Scored	352	22.0	-
	Opp	Avg	Rank
Total Yards	4130	258.1	1
Rushing Yards	1463	91.4	2
Passing Yards	2667	166.7	2
Points Scored	187	11.7	-

1987 CHICAGO BEARS STATISTICS

Record: 11-4, .733

1st Place, NFC Central

Head Coach: Mike Ditka

09/14 W 34-19	N.Y. GIANTS	65,704
09/20 W 20-3	TAMPA BAY	63,551
09/27 Cancelled	at Detroit	
10/04 W 35-3	at Philadelphia	4,074
10/11 W 27-7	MINNESOTA	32,113
10/18 L 17-19	NEW ORLEANS	46,813
10/25 W 27-26	at Tampa Bay	70,747
11/01 W 31-28	KANSAS CITY	63,498
11/08 W 26-24	at Green Bay	53,320
11/16 L 29-31	at Denver	75,783
11/22 W 30-10	Detroit	63,357
11/29 W 23-10	GREEN BAY	61,638
12/06 W 30-24	at Minnesota	62,331
12/14 L 0-41	at San Francisco	63,509
12/20 L 21-34	SEATTLE	62,518
12/27 W 6-3	at L.A. Raiders	78,019

PLAYOFFS		
01/10 L 17-21	WASHINGTON	58,153

Bears		Opp
TOTAL FIRST DOWNS		
Rushing	319	261
Passing	121	77
Penalty	156	158
3rd Down: Made/Att	42	26
3rd Down Pct.	73/204	80/226
4th Down: Made/Att	35.7	35.3
4th Down Pct.	12/23	2/13
4th Down Pct.	52.1	15.3
TOTAL NET YARDS		
Avg. Per Game	5044	4215
Total Plays	336.3	281.0
Avg. Per Play	1026	989
Avg. Per Game	4.9	4.3
NET YARDS RUSHING		
Avg. Per Game	1954	1413
Total Rushes	130.3	94.2
Avg. Per Game	485	412
NET YARDS PASSING		
Avg. Per Game	3090	2802
Sacked/Yards Lost	206.0	186.8
Gross Yards	48/330	70/484
Att./Comp.	3420	3286
Completion Pct.	493/272	507/255
Had Intercepted	55.2	50.3
	24	13
PUNTS/AVERAGE		
	62/39.6	86/39.6
NET PUNTING AVG.		
	62/31.1	86/32.4
PENALTIES/YARDS		
	103/821	120/1103
FUMBLE/BALL LOST		
	33/20	37/11
TOUCHDOWNS		
	42	33
Rushing	13	5
Passing	23	24
Returns	6	4

PASSING	Att	Cmp	Yds	Cmp%	Yd/Att	TD	TD%	Int	Int%	Lg	Sack/Lost	Rating
McMahon	210	125	1639	59.5	7.80	12	5.7	8	3.8	59t	22/136	87.4
Tomczak	178	97	1220	54.4	6.85	5	2.8	10	5.6	56t	9/59	62.0
Harbaugh	11	8	62	72.7	5.64	0	0.0	0.0	0.0	21	4/45	86.2
W. Payton	1	0	0	0.0	0.0	0	0.0	100.0	0	0	0/0	0.0
Others	93	42	799	45.1	5.37	6	6.5	5	5.4	28	13/90	62.4
BEARS	493	272	3420	55.2	6.94	23	4.7	24	4.9	59t	48/330	72.2
OPPONENTS	5507	255	3286	50.3	6.48	24	4.7	13	2.6	75t	70/484	76.1

Score by Period	1	2	3	4	OT	Tot
BEARS	72	126	59	99	0	356
OPPONENTS	75	91	67	49	0	282

SCORING	TDs:Ru-Pa-RK-PAT	FG	S	Pts				
Butler	0	0	0	28/30/19/28	0	85		
Gault	7	0	7	0	0	42		
Anderson	6	3	3	0	0	36		
W. Payton	5	4	1	0	0	30		
McKinnon	3	0	1	2	0	18		
Boso	2	0	2	0	0	12		
Gentry	2	0	1	1	0	12		
McMahon	2	2	0	0	0	12		
Gayle	1	0	0	1	0	6		
Moorehead	1	0	1	0	0	6		
Morris	1	0	1	0	0	6		
Sanders	1	1	0	0	0	6		
Tomczak	1	1	0	0	0	6		
Others	10	2	6	2	10/10	3/4	0	79
BEARS	42	13	23	6	38/40	22/32	0	356
OPPONENTS	33	5	24	4	30/33	18/31	0	282

RUSHING	No	Yds	Avg	Lg	TD
Anderson	129	586	4.5	38t	3
W. Payton	146	533	3.7	17	4
Sanders	23	122	5.3	17	1
McMahon	22	88	4.0	13	2
Thomas	25	88	3.5	18	0
Tomczak	18	54	3.0	10	1
Gentry	6	41	6.8	12	0
Suhey	7	24	3.4	6	0
Gault	2	16	8.0	9	0
Harbaugh	4	15	3.8	9	0
Marshall	1	1	1.0	1	0
Perry	1	0	0.0	0	0
Others	101	386	3.8	28	2
BEARS	485	1954	4.0	38t	13
OPPONENTS	412	1413	3.4	25	5

RECEIVING	No	Yds	Avg	Lg	TD
Anderson	47	467	9.9	59t	3
Gault	35	705	20.1	56t	7
W. Payton	33	217	6.6	16	1
McKinnon	27	406	15.0	33	1
Moorehead	24	269	11.2	27	1
Morris	20	379	19.0	42t	1
Boso	17	188	11.1	31	2
Gentry	17	183	10.8	38t	1
Suhey	7	54	7.7	12	0
Sanders	3	53	17.7	25	0
Others	42	499	11.9	28	6
BEARS	272	3420	12.6	59t	23
OPPONENTS	255	3286	12.9	75t	24

PUNTING	No	Yds	Avg	Net	TB	In	Lg	B
Barnhardt	6	236	39.3	39.3	0	2	50	0
Brown	18	742	41.2	29.2	4	4	58	1
Wagner	36	1461	40.6	32.1	4	9	71	1
BEARS	62	2439	39.3	31.4	8	15	71	2
OPPONENTS	86	3408	39.6	32.4	7	16	60	1

INTS	No	Yds	Avg	Lg	TD
Duerson	3	0	0.0	0	0
Rivera	2	19	9.5	15	0
Phillips	2	1	0.5	1	0
Douglass	2	0	0.0	0	0
Gayle	1	20	20.0	20t	1
V. Jackson	1	0	0.0	0	0
Others	2	29	14.5	23t	1
BEARS	13	69	5.3	23t	2
OPPONENTS	24	334	13.9	70t	1

KO RETURNS	No	Yds	Avg	Lg	TD
Gentry	25	621	24.8	88t	1
Sanders	20	349	17.5	42	0
T. Bell	1	18	18.0	18	0
Suhey	1	9	9.0	9	0
Others	10	196	19.6	37	1
BEARS	57	1193	20.9	88t	1
OPPONENTS	58	1054	18.2	42	0

PUNT RET.	Ret	FC	Yds	Avg	Lg	TD
McKinnon	40	4	405	10.1	94t	2
Duerson	1	1	10	10.0	10	0
Others	9	1	69	7.7	16	0
BEARS	50	6	484	9.7	94t	2
OPPONENTS	26	7	339	13.0	83t	1

FGS	1-19	20-29	30-39	40-49	50+
Butler	0/0	11/11	5/5	1/6	2/6
Lashar	0/0	3/3	0/0	0/1	0/0
BEARS	0/0	14/14	5/5	1/7	2/6
OPPONENTS	0/0	6/8	4/9	8/13	0/1
Butler:(24G,25G)(50N,55N)(0)(0)(47N)(27G,52N)(47N,48N,27G,29G,24G,52G)(42G)(31G,37G,29G)(21G,27G,52G)(23G,26G,30G)(40N)(53N,48N)(38G,30G)					
Lashar:(0)(0)(42N,26G,27G)(22G)					
OPPONENTS: (0)(43G,46N)(42N,27G)(31N)(33N,48G,31G,42G,21G)(46G,37G)(35N)(39N,26N,47G)(27G)(36G)(42N,32G,50N,37N)(26N,27G)(20G,45G)(45G,29G)(48G,44N,46N)					

DEFENSE												
(Top 10)												
T	S	A	FF	FR	PD	Sa	Int					
Duerson	116	63	53	1	1	5	2.0	3				
Singletary	108	55	53	3	1	4	2.0	0				
Marshall	93	53	40	1	2	6	5.0	0				
Bell	72	40	32	1	2	1	2.0	0				
McMichael	57	29	38	1	0	2	7.5	0				
Perry	55	25	30	0	2	3	3.0	0				
Wilson	44	17	27	0	2	6	6.5	0				
V. Jackson	39	19	20	2	0	12	0.0	1				
Rivera	38	18	20	0	2	0	2.0	2				
Dent	34	18	16	4	1	3	13.5	0				
SACKS: Dent 13.5, McMichael 7.5, Wilson 6.5, Marshall 5.0, Hampton 3.5, Perry 3.0, Duerson 2.0, Singletary 2.0, Bell 1.0, Rivera 1.0, Harris 1.0												
TEAM	70.0	38.0	38.0	4.0	10.0	18.0	5.0	3.0				
OPPONENTS	48.0	24.0	24.0	3.0	10.0	18.0	5.0	3.0				

USUAL STARTERS					
Offense			Defense		
WR	Willie Gault	RE	Richard Dent
LT	Jim Covert	RT	William Perry
LG	Mark Bortz	LT	Steve McMichael
C	Jay Hilgenberg	LE	Dan Hampton
RG	Tom Thayer	WLB	Wilbur Marshall
RT	Keith Van Horne	MLB	Mike Singletary
TE	Emery Moorehead	SLB	Otis Wilson
WR	Ron Morris	RCB	Vestee Jackson
QB	J. McMahon/M. Tomczak	LCB	Mike Richardson
RB	Walter Payton	SS	Todd Bell
FB	Neal Anderson	FS	Dave Duerson

RANKINGS			
Team Stats	Bears	Avg	Rank
Total Yards5044336.312
Rushing Yards1954126.313
Passing Yards3090206.012
Points Scored35623.7-
Opp			
Total Yards	Avg	Rank	
Rushing Yards141394.21
Passing Yards2802186.87
Points Scored28218.8-

1988 CHICAGO BEARS STATISTICS

Record: 12-4, .750
1st Place, NFC Central
Head Coach: Mike Ditka

09/04/W	34-7	MIAMI	63,330
09/11/W	17-13	at Indianapolis	60,503
09/18/L	7-31	MINNESOTA	63,990
09/25/W	24-6	at Green Bay	56,492
10/02/W	24-3	BUFFALO	62,793
10/09/W	24-7	at Detroit	64,526
10/16/W	17-7	DALLAS	64,759
10/24/W	10-9	SAN FRANCISCO	65,293
10/30/L	7-30	at New England	60,821
11/06/W	28-10	TAMPA BAY	56,892
11/13/W	34-14	at Washington	52,418
11/20/W	27-15	at Tampa Bay	67,070
11/27/W	16-0	GREEN BAY	62,026
12/05/L	3-23	at L.A. RAMS	65,579
12/11/W	13-12	DETROIT	55,010
12/19/L	27-28	at Minnesota	62,067
PLAYOFFS			
12/31/W	20-12	PHILADELPHIA	65,534
01/08/L	3-28	SAN FRANCISCO	64,830

	Bears	Opp
TOTAL FIRST DOWNS	303	264
Rushing	137	76
Passing	134	158
Penalty	32	30
3rd Down: Made/Att	91/217	68/216
3rd Down Pct.	41.9	31.4
4th Down: Made/Att	7/17	8/18
4th Down Pct.	41.1	44.4

TOTAL NET YARDS	5317	4360
Avg. Per Game	332.3	272.5
Total Plays	1040	977
Avg. Per Play	5.1	4.5

NET YARDS RUSHING	2319	1326
Avg. Per Game	144.9	82.9
Total Rushes	555	389

NET YARDS PASSING	2998	3034
Avg. Per Game	187.4	189.6

Sacked/Yards Lost	24/175	43/365
Gross Yards	3173	3399
Att./Comp.	461/248	545/245
Completion Pct.	53.8	45.0
Had Intercepted	15	26

PUNTS/AVERAGE	79/41.5	90/40.2
NET PUNTING AVG.	79/33.4	90/34.8

PENALTIES/YARDS	88/644	102/804
FUMBLES/BALL LOST	37/19	17/9

TOUCHDOWNS	38	25
Rushing	25	5
Passing	13	18
Returns	0	2

PASSING	Att	Cmp	Yds	Cmp%	Yd/Att	TD	TD%	Int	Int%	Lg	Sack/Lost	Rating
McMahon	192	114	1346	59.4	7.01	6	3.1	7	3.6	63t	13/79	76.0
Tomczak	170	86	1310	50.6	7.71	7	4.1	6	3.5	76t	5/47	75.4
Harbaugh	97	47	514	48.5	5.30	0	0.0	2	2.1	56t	6/49	55.9
Anderson	1	0	0	0.0	0.00	0	0.0	0	0.0	0	0/0	39.6
Wagner	1	1	3	100.0	3.00	0	0.0	0	0.0	3	0/0	79.2
BEARS	461	248	3173	53.8	6.88	13	2.8	15	3.3	76t	24/175	71.4
OPPONENTS	545	245	3399	45.0	6.24	18	3.3	26	4.8	80t	43/365	56.7

Score by Period	1	2	3	4	OT	Tot
BEARS	77	131	42	62	0	312
OPPONENTS	49	56	50	60	0	215

SCORING

TDs:Ru-Pa-RK-PAT	FG	5	Pts					
Butler	0	0	0	37/38	15/19	0	82	
Anderson	12	12	0	0	0	0	72	
Gentry	4	1	3	0	0	0	24	
McKinnon	4	1	3	0	0	0	24	
McMahon	4	4	0	0	0	0	24	
Morris	4	0	4	0	0	0	24	
Sanders	3	3	0	0	0	0	18	
Moorehead	2	0	2	0	0	0	12	
Suhay	2	2	0	0	0	0	12	
Harbaugh	1	1	0	0	0	0	6	
Muster	1	0	1	0	0	0	6	
Tomczak	1	0	1	0	0	0	6	
McMichael	0	0	0	0	1	2	2	
BEARS	38	25	13	0	37/38	15/19	1	312
OPPONENTS	25	18	2	22/25	13/22	2	2	215

RUSHING

No	Yds	Avg	Lg	TD	
Anderson	249	1106	4.4	80t	12
Sanders	95	332	3.5	20t	3
Suhay	87	253	2.9	19	2
Muster	44	197	4.5	15	0
Harbaugh	19	110	5.8	19	1
McMahon	26	104	4.0	16	4
Gentry	7	86	12.3	58t	1
Morris	3	40	13.3	21	0
Tomczak	13	40	3.1	17	1
McKinnon	3	25	8.3	12	1
Thomas	5	20	4.0	8	0
Davis	1	3	3.0	3	0
Kozlowski	1	3	3.0	3	0
Wagner	2	0	0.0	0	0
BEARS	555	2319	4.3	80t	25
OPPONENTS	389	1326	3.4	32	5

RECEIVING

No	Yds	Avg	Lg	TD	
McKinnon	45	704	15.6	76t	3
Anderson	39	371	9.5	36	0
Gentry	33	486	14.7	45	3
Morris	28	498	17.8	63t	4
Muster	21	236	11.2	40t	1
Suhay	20	154	7.7	29	0
Davis	15	220	14.7	36	0
Thornton	15	135	9.0	19	0
Moorehead	14	133	9.5	28	2
Sanders	9	94	10.4	39	0
Boso	6	50	8.3	15	0
Kozlowski	3	92	30.7	50	0
BEARS	248	3173	12.8	76t	13
OPPONENTS	245	3399	13.9	80t	18

PUNTING	No	Yds	Avg	Net	TB	In	Lg	B
Wagner	79	3282	41.5	33.4	10	18	70	0
BEARS	79	3282	41.5	33.4	10	18	70	0
OPPONENTS	90	3622	40.2	34.8	10	29	62	0

INTS

No	Yds	Avg	Lg	TD	
Jackson	8	94	11.8	46	0
Tate	4	35	8.8	17	0
Morrissey	3	13	4.3	13	0
Duerson	2	18	9.0	18	0
Richardson	2	15	7.5	15	0
Krumm	2	14	7.0	14	0
Rivera	2	0	0.0	0	0
Douglass	1	35	35.0	35	0
Singletary	1	13	13.0	13	0
Gayle	1	0	0.0	0	0
BEARS	26	237	9.1	46	0
OPPONENTS	15	175	11.7	94t	1

KO RETURNS

No	Yds	Avg	Lg	TD	
Gentry	27	578	21.4	51	0
Sanders	13	248	19.1	38	0
Muster	3	33	11.0	15	0
Kozlowski	2	37	18.5	24	0
BEARS	45	896	19.9	51	0
OPPONENTS	56	1130	20.2	51	0

PUNT RET.

Ret	FC	Yds	Avg	Lg	TD	
McKinnon	34	8	277	8.1	23	0
Davis	3	1	17	5.7	13	0
Kozlowski	1	0	0.0	0	0	
BEARS	38	9	294	7.7	23	0
OPPONENTS	40	9	447	11.2	64	0

FGS

1-19	20-29	30-39	40-49	50+	
Butler	1/1	4/4	7/8	3/6	0/0
BEARS	1/1	4/4	7/8	3/6	0/0
OPPONENTS	0/0	7/7	3/5	2/8	1/2
Butler:(40N,44N)(40G,37N)(0(35G)(22G)(37G)(21G,42N)(18G)(0(32G,24G)(36G,43G)(0(39G)(35G,32G)(20G,45G)					
OPPONENTS: (0(38G,53G)(37G)(0(28G,46N)(0(42N,35N)(51N)(35G)(44N,45G,40N)(0(27G,37N,23G)(48N,43N)(25G,27G,22G)(25G,44G)					

DEFENSE

(Top 10)	T	S	A	FF	FR	PD	Sa	Int
Singletary	170	89	81	0	1	3	1.0	1
Duerson	105	57	48	2	0	6	1.0	2
McMichael	88	54	34	1	2	1	11.5	0
Hampton	88	50	38	0	0	3	9.5	0
Rivera	88	45	43	1	0	3	2.0	2
Douglass	76	43	33	0	2	11	0.1	0
Morrissey	68	26	42	0	1	5	0.0	3
Jackson	62	40	22	0	0	2	10.5	8
Dent	61	31	30	0	1	2	10.5	0
Richardson	60	40	20	0	0	3	0.0	2
SACKS: McMichael 11.5, Dent 10.5, Hampton 9.5, Harris 3.5, Chapura 2.0, Rivera 2.0, Duerson 1.0, Johnson 1.0, Singletary 1.0, Smith 1.0								
TEAM 43.0, OPPONENTS 24.0								

USUAL STARTERS

Offense	Defense
WR.....Dennis Gentry	RE.....Richard Dent
LT.....J. Covert/J. Wojciechowski	RT.....Dan Hampton
LG.....Mark Bortz	LT.....Steve McMichael
C.....Jay Hilgenberg	LE.....Al Harris
RG.....Tom Thayer	WLB.....Jim Morrissey
RT.....Keith Van Horn	MLB.....Mike Singletary
TE.....Jim Thornton	SLB.....Ron Rivera
WR.....Dennis McMillinn	RCB.....Vestee Jackson
QB.....Jim McMahon	LCB.....Mike Richardson
RB.....Neal Anderson	SS.....Dave Duerson
FB.....Matt Suhay	FS.....Shaun Gayle

RANKINGS

Team Stats	Bears	Avg	Rank
Total Yards	5317	332.3	11
Rushing Yards	2319	144.9	3
Passing Yards	2998	187.4	20
Points Scored	312	19.5	-
Opp	Avg	Rank	
Total Yards	4360	272.5	2

1989 CHICAGO BEARS STATISTICS

Record: 6-10, .375

4th Place, NFC Central

Head Coach: Mike Ditka

09/10 W 17-10	CINCINNATI	64,730
09/17 W 38-7	MINNESOTA	66,475
09/24 W 47-27	at Detroit	71,418
10/02 W 27-13	PHILADELPHIA	66,625
10/08 L 35-42	at Tampa Bay	72,077
10/15 L 28-33	HOUSTON	64,383
10/23 L 7-27	at Cleveland	78,722
10/29 W 20-10	L.A. RAMS	65,506
11/05 L 13-14	at Green Bay	56,556
11/12 W 20-0	at Pittsburgh	56,505
11/19 L 31-32	TAMPA BAY	63,826
11/26 L 14-38	at Washington	50,044
12/03 L 16-27	at Minnesota	60,664
12/10 L 17-27	DETROIT	52,650
12/17 L 28-40	GREEN BAY	44,781
12/24 L 0-26	at San Francisco	60,207

Bears		Opp.	
TOTAL FIRST DOWNS	302	332	
Rushing	136	118	
Passing	147	191	
Penalty	19	23	
3rd Down: Made/Att	92/214	84/206	
3rd Down Pct.	43.9	40.8	
4th Down: Made/Att	10/18	7/15	
4th Down Pct.	55.6	46.7	
POSESSION AVG.	31.10	28.50	
TOTAL NET YARDS	5375	5729	
Avg. Per Game	335.9	358.1	
Total Plays	1028	1039	
Avg. Per Play	5.2	5.5	
NET YARDS RUSHING	2287	1897	
Avg. Per Game	142.9	118.6	
Total Rushes	516	446	
NET YARDS PASSING	3088	3832	
Avg. Per Game	193.0	239.5	
Sacked/Yards Lost	28/174	39/247	
Gross Yards	3262	4079	
Att./Comp.	484/267	554/307	
Completion Pct.	55.2	55.4	
Had Intercepted	25	26	
PUNTS/AVERAGE	72/39.5	67/39.6	
NET PUNTING AVG.	72/33.4	67/34.6	
PENALTIES/YARDS	95/846	95/802	
FUMBLE/BALL LOST	23/17	24/12	
TOUCHDOWNS	45	43	
Rushing	22	21	
Passing	21	21	
Returns	2	1	

PASSING		Att	Cmp	Yds	Cmp%	Yd/Att	TD	TD%	Int	Int%	Lg	Sack/Lost	Rating
Tomczak	306	156	2058	51.0	6.73	16	5.2	16	5.2	79t	10/68	68.2	
Harbaugh	178	111	1204	62.4	6.76	5	2.8	9	5.1	49t	18/106	70.5	
BEARS	484	267	3262	55.2	6.74	21	4.3	25	5.2	79t	28/174	69.1	
OPPONENTS	554	307	4079	55.4	7.36	21	3.8	26	4.7	97t	39/247	72.0	

Score by Period	1	2	3	4	OT	Tot
BEARS	40	108	82	128	0	358
OPPONENTS	69	111	72	125	0	377

SCORING	Tds:Ru-Pa-Rk-PAT	FG	S	Pts
Anderson	15 11 4 0	0	0	90
Butler	0 0 0 0 43/45	15/19	0	88
Muster	8 5 3 0	0	0	48
Davis	3 0 3 0	0	0	18
Harbaugh	3 3 0 0	0	0	18
McKinnon	3 0 3 0	0	0	18
Thornton	3 0 3 0	0	0	18
Sanders	2 0 1 1	0	0	12
Suhey	2 1 1 0	0	0	12
Boso	1 0 1 0	0	0	6
Gentry	1 0 1 0	0	0	6
Green	1 1 0 0	0	0	6
Morris	1 0 1 0	0	0	6
Stinson	1 0 0 1	0	0	6
Tomczak	1 1 0 0	0	0	6
BEARS	45 22 21 2 43/45	15/19	0	358
OPPONENTS	43 21 21 1 41/43	26/36	0	377

RUSHING	No	Yds	Avg	Lg	TD
Anderson	274	1275	4.7	73	11
Muster	82	327	4.0	20	3
Harbaugh	45	276	6.1	26t	3
Sanders	41	127	3.1	19	0
Gentry	17	106	6.2	29	0
Tomczak	24	71	3.0	18	1
Suhey	20	51	2.6	8	1
Green	5	46	9.2	37t	1
Morris	1	14	14.0	14	0
Taylor	2	7	3.5	7	0
Buford	1	6	6.0	6	0
McKinnon	3	5	1.7	3	0
Thornton	1	4	4.0	4	0
BEARS	516	2287	4.4	73	22
OPPONENTS	446	1897	4.3	68t	21

RECEIVING	No	Yds	Avg	Lg	TD
Anderson	50	434	8.7	49t	4
Gentry	39	463	11.9	79t	1
Muster	32	259	8.1	25	3
Morris	30	486	16.2	58t	1
McKinnon	28	418	14.9	41	3
Davis	26	397	15.3	52t	3
Thornton	24	392	16.3	36t	3
Boso	17	182	10.7	43	1
Suhey	9	73	8.1	22	1
Green	5	48	9.6	21	0
Kozlowski	3	74	24.7	55	0
Sanders	3	28	9.3	16t	1
Waddle	1	8	8.0	8	0
BEARS	267	3262	12.2	79t	21
OPPONENTS	307	4079	13.3	97t	21

PUNTING	No	Yds	Avg	Net	TB	Int	Lg	B
Buford	72	2884	39.5	33.4	9	21	60	0
BEARS	72	2884	39.5	33.4	9	21	60	0
OPPONENTS	67	2655	39.6	34.6	6	15	63	0

INTS	No	Yds	Avg	Lg	TD
Stinson	4	59	14.8	29t	1
Lynch	3	55	18.3	41	0
Gayle	3	39	13.0	20	0
Woolford	3	0	0.0	0	0
Roper	2	46	23.0	43	0
Jackson	2	16	8.0	16	0
Rivera	2	1	0.5	1	0
Morrissey	2	0	0.0	0	0
Dent	1	30	30.0	30	0
Paul	1	20	20.0	20	0
Duerson	1	2	2.0	2	0
Douglass	1	0	0.0	0	0
Tate	1	0	0.0	0	0
BEARS	26	268	10.3	43	1
OPPONENTS	25	182	7.3	53	1

KO RETURNS	No	Yds	Avg	Lg	TD
Gentry	28	667	23.8	63	0
Sanders	23	491	21.3	96t	1
Green	11	239	21.7	37	0
Suhey	6	93	15.5	21	0
Pruitt	2	17	8.5	11	0
Chapura	1	8	8.0	8	0
Kozlowski	1	12	12.0	12	0
Tate	1	12	12.0	12	0
BEARS	73	1539	21.1	96t	1
OPPONENTS	68	1375	20.2	62	0

PUNT RET.	Ret	FC	Yds	Avg	Lg	TD
Green	16	5	147	8.8	24	0
McKinnon	10	3	67	6.7	17	0
Kozlowski	4	0	2	0.5	4	0
Waddle	1	0	2	2.0	2	0
Woolford	1	0	12	12.0	12	0
BEARS	32	8	220	6.9	24	0
OPPONENTS	30	5	162	5.4	34	0

FGs	1-19	20-29	30-39	40-49	50-
Butler	0/0	6/6	6/7	3/5	0/1
BEARS	0/0	6/6	6/7	3/5	0/1
OPPONENTS	3/3	11/11	3/6	8/13	1/3
Butler:	(29C)	(40C)	(21C,22G,25G,32C)	(0)	(0/0)
(35C,46C)	(25G,37C)	(39G,35C)	(40C)	(0)	(33G,44N)
(22G,43N,37N)	(0)	(50N)			

DEFENSE	(Top 10)	T	S	A	FF	FR	PD	Sa	Int
Singletary	151	79	72	2	0	5	1.0	0	0
Gayle	108	60	48	1	2	8	0.0	3	0
McMichael	108	59	49	1	1	2	7.5	0	0
Rivera	96	38	58	1	1	4	2.0	2	0
Duerson	91	52	39	1	0	7	0.0	1	1
Armstrong	80	37	43	1	1	1	5.0	0	0
Jackson	74	44	30	0	1	1	12.0	0	2
Dent	70	37	33	2	2	5	9.0	1	0
Roper	68	41	27	2	0	6	4.5	2	2
Perry	61	30	31	0	2	2	4.0	0	0

SACKS:	Dent	9.0	McMichael	7.5	Armstrong	5.0	Roper	4.5	Perry	4.0	Chapura	3.0	Hampton	2.0	Rivera	2.0	Singletary	1.0	Woods	1.0
TEAM	39.0	OPPONENTS	28.0																	

USUAL STARTERS		DEFENSE		RANKINGS							
Offense		Defense		Team Stats		Bears		Avg		Rank	
WR.....Ron Morris		RE.....Richard Dent		Total Yards.....	5375	335.9	10				
LT.....Jim Covert		RT.....William Perry		Rushing Yards.....	2287	142.0	2				
LG.....Mark Bortz		LT.....Steve McMichael		Passing Yards.....	3088	193.0	19				
C.....Jay Hilgenberg		LE.....Trace Armstrong		Points Scored.....	358	22.4	-				
RG.....Tom Thayer		WLB.....John Roper									
RT.....Keith Van Horne		MLB.....Mike Singletary									
TE.....Jim Thornton		SLB.....Ron Rivera									
WR.....Dennis McKinnon		RCB.....Vestee Jackson									
QB.....Mike Tomczak		LCB.....Donnell Woolford									
RB.....Neal Anderson		SS.....Dave Duerson									
FB.....Brad Muster		FS.....Shaun Gayle									

1990 CHICAGO BEARS STATISTICS

Record: 11-5, 688
1st Place, NFC Central
Head Coach: Mike Ditka

Table with columns for Date, Opponent, Score, and Location. Includes games from 09/09/90 to 10/13/90.

Summary statistics table with columns: Bears, Opp. Includes sections for Total First Downs, Possession Avg., Total Net Yards, Net Yards Rushing, Net Yards Passing, Punting/Average, Penalties/Yards, and Touchdowns.

Score by Period table with columns: 1, 2, 3, 4, OT, Tot. Rows for BEARS and OPPONENTS.

SCORING table with columns: TDs, Ru, Pa, Rk, PAT, FG, S, Pts. Lists players and their scores.

RUSHING table with columns: No, Yds, Avg, Lg, TD. Lists players and their rushing stats.

RECEIVING table with columns: No, Yds, Avg, Lg, TD. Lists players and their receiving stats.

Table with columns: No, Yds, Avg, Lg, TD. Lists players and their stats.

PUNTING table with columns: No, Yds, Avg, Net, TB, In, Lg, B. Lists players and their punting stats.

INTS table with columns: No, Yds, Avg, Lg, TD. Lists players and their interception stats.

KO RETURNS table with columns: No, Yds, Avg, Lg, TD. Lists players and their kick-off return stats.

Table with columns: No, Yds, Avg, Lg, TD. Lists players and their stats.

PUNT RET. table with columns: Ret, FC, Yds, Avg, Lg, TD. Lists players and their punt return stats.

FGs table with columns: 1-19, 20-29, 30-39, 40-49, 50+. Lists players and their field goal stats.

DEFENSE (Top 10) table with columns: T, S, A, FF, FR, PD, SA, Int. Lists players and their defensive stats.

PASSING table with columns: Att, Cmp, Yds, Cmp%, Yd/Att, TD, TD%, Int, Int%, Lg, Sack/Lost, Rating. Lists players and their passing stats.

USUAL STARTERS

Table with columns: Offense, Defense. Lists usual starters for offense and defense.

RANKINGS

Table with columns: Team Stats, Bears, Avg, Rank. Lists team statistics and rankings.

HISTORY

1991 CHICAGO BEARS STATISTICS

Record: 11-5, .688

2nd Place, NFC Central

Head Coach: Mike Ditka

09/01 W 10-6 MINNESOTA	64,112
09/08W 21-20 at Tampa Bay	65,625
09/15 W 20-17 N.Y. GIANTS	64,829
09/23W 19-13 at N.Y. JETS	65,255
09/29 L 20-35 at Buffalo	80,366
10/06 L 7-35 WASHINGTON	64,941
10/17 W 10-0 at Green Bay	58,435
10/27 W 20-17 at New Orleans	68,591
11/03 W 20-10 DETROIT	57,281
11/11 W 34-17 at Minnesota	59,001
11/17 W 31-17 at Indianapolis	60,519
11/24 L 13-16 at MIAMI	58,288
11/28 L 6-16 at Detroit	78,879
12/08 W 27-13 GREEN BAY	62,353
12/14 W 27-0 TAMPA BAY	54,719
12/23 L 14-52 at San Francisco	60,419
PLAYOFFS	
12/29 L 13-17 DALLAS	62,594

	Bears	Opp
TOTAL FIRST DOWNS	317	254
Rushing	120	77
Passing	168	164
Penalty	29	13
3rd Down: Made/Att	95/221	69/208
3rd Down Pct.	43.0	33.2
4th Down: Made/Att	7/18	10/21
4th Down Pct.	38.9	47.6
POSSESSION AVG.	33:01	26:59
TOTAL NET YARDS	5069	4507
Avg. Per Game	316.8	281.7
Total Plays	1025	942
Avg. Per Rushing	4.9	4.8
NET YARDS RUSHING	1949	1580
Avg. Per Game	121.8	98.8
Total Rushes	502	389
NET YARDS PASSING	3120	2927
Avg. Per Game	195.0	182.9
Sacked/Yards Lost	26/172	40/257
Gross Yards	3292	3184
Att./Comp.	497/286	513/286
Completion Pct.	57.5	55.8
Had Intercepted	17	17
PUNTS/AVERAGE	70/40.2	81/41.3
NET PUNTING AVG.	70/35.0	81/35.8
PENALTIES/YARDS	79/657	94/891
FUMBLES/BALL LOST	25/16	25/13
TOUCHDOWNS	35	29
Rushing	18	9
Passing	16	19
Returns	1	1

	PASSING	Att	Cmp	Yds	Cmp%	Yd/Att	TD	TD%	Int	Int%	Lg	Sack/Lost	Rating
Harbaugh	478	275	3121	57.5	6.53	15	3.1	16	3.3	84t	24/163	73.7	
Willis	18	11	171	61.1	9.50	1	5.6	1	5.6	42	2/9	88.0	
Anderson	1	0	0	0.0	0.00	0	0.0	0	0.0	0	0/0	39.6	
BEARS	497	286	3292	57.5	6.62	16	3.2	17	3.4	84t	26/172	74.1	
OPPONENTS	5513	286	3184	55.8	6.21	19	3.7	17	3.3	77t	40/257	72.9	

USUAL STARTERS				RANKINGS					
Offense		Defense		Team Stats		Bears		Opp	
WR.....	Wendell Davis	RE.....	Richard Dent	Total Yards	5069	316.8	316.8	Total Yards	4507
LT.....	John Wojciechowski	RT.....	William Perry	Rushing Yards	1949	121.8	121.8	Rushing Yards	1580
LG.....	Mark Bortz	LT.....	Steve McMichael	Passing Yards	3120	195.0	195.0	Passing Yards	2927
C.....	Jay Hilgenberg	LE.....	Trace Armstrong	Points Scored	299	18.7	18.7	Points Scored	269
RG.....	Tom Thayer	WLB.....	John Roper						
RT.....	Keith Van Horne	MLB.....	Mike Singletary						
TE.....	Jim Thornton	SLB.....	Jim Morrissey						
WR.....	Tom Waddle	RCB.....	Lemuel Stinson						
QB.....	Jim Harbaugh	LCB.....	Donnell Woolford						
RB.....	Neal Anderson	SS.....	Shaun Gayle						
FB.....	Brad Muster	FS.....	Mark Carrier						

Score by Period	1	2	3	4	OT	Tot
BEARS	40	96	71	86	6	299
OPPONENTS	57	72	51	86	3	269

SCORING TDs:Ru-Pa-RK-PAT FG S Pts

Butler	0	0	0	0	32/34	19/29	0	89
Anderson	9	6	3	0	0	0	0	54
Muster	7	6	1	0	0	0	0	42
Davis	6	0	6	0	0	0	0	36
Green	3	3	0	0	0	0	0	18
Waddle	3	0	3	0	0	0	0	18
Harbaugh	2	2	0	0	0	0	0	12
Morgan	2	0	2	0	0	0	0	12
Bailey	1	1	0	0	0	0	0	6
Stinson	1	0	0	1	0	0	0	6
Thornton	1	0	1	0	0	0	0	6
BEARS	35	18	16	1	32/34	19/29	0	299
OPPONENTS	29	9	19	1	29/29	23/30	0	269

RUSHING No Yds Avg Lg TD

Anderson	210	747	3.6	42t	6
Muster	90	412	4.6	24	6
Harbaugh	70	338	4.8	20	2
Green	61	217	3.6	18	3
Rouse	27	74	2.7	10	0
Gentry	9	58	6.4	17	0
Bailey	15	43	2.9	11	1
Lewis	15	36	2.4	9	0
Morgan	3	18	6.0	13	0
Willis	2	5	3.0	8	0
BEARS	502	1949	3.9	42t	18
OPPONENTS	389	1580	4.1	64t	9

RECEIVING No Yds Avg Lg TD

Davis	61	945	15.5	75t	6
Waddle	55	599	10.9	37t	3
Anderson	47	368	7.8	26t	3
Muster	35	287	8.2	21	1
Thornton	17	278	16.4	33	1
Gentry	16	149	9.3	18	0
Rouse	15	93	6.2	14	0
Morgan	13	211	16.2	84t	2
Morris	8	147	18.4	33	0
Jennings	8	109	13.6	19	0
Green	6	54	9.0	15	0
Boso	3	36	12.0	22	0
Kozlowski	2	16	8.0	11	0
BEARS	286	3292	11.5	84t	16
OPPONENTS	286	3184	11.1	77t	19

PUNTING	No	Yds	Avg	Net	TB	IN	Lg	B
Buford	69	2814	40.8	35.0	8	13	64	1
BEARS	70	2814	40.2	35.0	8	13	64	1
OPPONENTS	81	3343	41.3	35.8	5	26	61	0

INTS No Yds Avg Lg TD

Stinson	4	69	17.3	34t	1
Paul	3	21	7.0	10	0
Carrier	2	54	27.0	39	0
Tate	2	35	17.5	28	0
Woolford	2	21	10.5	16	0
Gayle	1	11	11.0	11	0
Mangum	1	5	5.0	5	0
Morrissey	1	5	5.0	5	0
Dent	1	4	4.0	4	0
BEARS	17	225	13.2	39	1
OPPONENTS	17	145	8.5	23	0

KO RETURNS No Yds Avg Lg TD

Bailey	16	311	19.4	31	0
Gentry	13	227	17.5	27	0
Morgan	4	69	17.3	29	0
Gentry	4	69	17.3	29	0
Lewis	2	13	6.5	13	0
Rouse	2	10	5.0	10	0
BEARS	45	763	17.0	31	0
OPPONENTS	58	1134	19.6	47	0

PUNT RET. Ret FC Yds Avg Lg TD

Bailey	36	11	281	7.8	37	0
Waddle	5	3	31.2	11	0	0
Green	3	1	9	6.0	8	0
Morgan	3	0	19	6.3	11	0
BEARS	47	15	340	7.2	37	0
OPPONENTS	28	12	205	7.3	18	0

FGS 1-19 20-29 30-39 40-49 50+

Butler	1/1	9/11	3/5	5/9	1/3
BEARS	1/1	9/11	3/5	5/9	1/3
OPPONENTS	1/1	9/10	7/9	3/7	2/3
Butler:(27N,22G)(446,20G)(33G,45N,44G)					
(28G,42G)(22G,46N)(34G,48G,51N)					
(21G,25G,43N)(50G,41G,35N)(21G)					
(32G,19G,24N,50N)(27G,22G,37N)(41N)(0)					
OPPONENTS:(26G,24G)(31G,49N,36G)					
(43N,35G,35N)(19G,37N,34G,28N)(49N)					
(47G,54N,23G)(60G)(31G)(20G)(47G)					
(35G,22G,27G)(21G,50G,37G)(25G,25G,49N)(0)(41G)					

DEFENSE

(Top 10) T S A FF FR PD Sa Int

Singletary	124	53	71	0	0	0	0	0	0	0
Morrissey	96	45	51	0	0	0	0	0	0	1
McMichael	94	48	46	2	2	4	9	0	0	0
Carrier	93	41	52	1	1	1	12	0	2	2
Roper	90	47	43	0	0	0	8	0	0	0
Dent	84	50	34	0	1	7	10	5	1	1
Perry	80	49	31	3	0	1	5	5	0	0
Woolford	77	52	25	0	1	19	10	2	2	2
Paul	75	32	43	0	0	0	6	0	3	1
Mangum	68	49	19	1	1	7	10	1	0	1

SACKS: Dent 10.5, McMichael 9.0, Roper 8.0, Perry 5.5, Armstrong 1.5, Ryan 1.5, Cox 1.0, Woolford 1.0, Mangum 1.0, Williams 1.0
TEAM 40.0, **OPPONENTS** 26.0

HISTORY

1992 CHICAGO BEARS STATISTICS

Record: 5-11, .313
T-3rd Place, NFC Central
Head Coach: Mike Ditka

09/06W 27-24	DETROIT	63,672
09/13 L 6-28	at New Orleans	68,591
09/21 L 14-27	N.Y. GIANTS	63,444
09/27 W 41-31	ATLANTA	63,528
10/04 L 20-21	at Minnesota	60,992
10/18 W 31-14	TAMPA BAY	61,412
10/25 W 30-10	at Green Bay	59,435
11/02 L 10-38	MINNESOTA	61,257
11/08 L 28-31	at CINCINNATI	56,120
11/15 L 17-20	at Tampa Bay	69,102
11/22 L 3-17	GREEN BAY	56,370
11/29 L 14-27	at Cleveland	73,578
12/07 L 7-24	at Houston	62,193
12/13 W 30-6	PITTSBURGH	52,904
12/20 L 3-16	at Detroit	73,777
12/27 L 14-27	at Dallas	62,101

	Bears	Opp
TOTAL FIRST DOWNS	282	274
Rushing	101	109
Passing	157	144
Penalty	24	21
3rd Down: Made/Att	72/198	69/194
3rd Down Pct.	36.4	35.6
4th Down: Made/Att	5/16	9/20
4th Down Pct.	31.3	45.0
POSESSION AVG.	29:15	30:45
TOTAL NET YARDS	4941	4952
Avg. Per Game	308.8	309.5
Total Plays	951	953
Avg. Per Play	5.2	5.2
NET YARDS RUSHING	1871	1948
Avg. Per Game	116.9	121.8
Total Rushes	427	468
NET YARDS PASSING	3070	3004
Avg. Per Game	191.9	187.8
Sacked/Yards Lost	45/264	43/286
Gross Yards	3334	3290
Att./Comp.	479/266	442/261
Completion Pct.	55.5	59.0
Had Intercepted	24	14
PUNTS/AVERAGE	79/42.9	70/40.4
NET PUNTING AVG.	79/36.2	70/35.2
PENALTIES/YARDS	93/776	90/780
FUMBLES/BALL LOST	23/10	34/16
TOUCHDOWNS	34	43
Rushing	15	14
Passing	17	20
Returns	2	9

Score by Period	1	2	3	4	OT	Tot
BEARS	57	98	51	89	0	295
OPPONENTS	58	83	93	124	3	361

SCORING	TDs:Ru-Pa-RK-PAT	FG	S	Pts		
Butler	0 0 0	0 34/34	19/26	0 91		
Anderson	11 5 6	0 0	0 0	0 66		
Lewis	5 4 0	1 0	0 0	0 30		
Muster	5 3 2	0 0	0 0	0 30		
Waddle	4 0 4	0 0	0 0	0 24		
Davis	2 0 2	0 0	0 0	0 12		
Green	2 2 0	0 0	0 0	0 12		
Morgan	2 0 2	0 0	0 0	0 12		
Harbaugh	1 1 0	0 0	0 0	0 6		
Jennings	1 0 1	0 0	0 0	0 6		
Zorich	1 0 0	1 0	0 0	0 6		
BEARS	34	15	17	234/34	19/26	0 295
OPPONENTS	43	14	20	9 43/43	20/25	0 361

RUSHING	No	Yds	Avg	Lg	TD
Anderson	156	582	3.7	49t	5
Muster	98	414	4.2	35	3
Lewis	90	382	4.2	33	4
Harbaugh	47	272	5.8	17	1
Green	23	107	4.7	18	2
Morgan	3	68	22.7	35	0
Davis	4	42	10.5	21	0
Gentry	5	2	0.4	3	0
Willis	1	2	2.0	2	0
BEARS	427	1871	4.4	49t	15
OPPONENTS	468	1948	4.2	44	14

RECEIVING	No	Yds	Avg	Lg	TD
Davis	54	734	13.6	40	2
Waddle	46	674	14.7	68t	4
Anderson	42	399	9.5	30t	6
Muster	34	389	11.4	44t	2
Jennings	23	264	11.5	23	1
Lewis	18	175	9.7	30	0
Morgan	14	323	23.1	83t	2
Gentry	12	114	9.5	18	0
Green	7	85	12.1	43	0
Wright	5	56	11.2	24	0
Blackwell	5	54	10.8	18	0
Morris	4	44	11.0	26	0
Wagner	1	16	16.0	16	0
Kozlowski	1	7	7.0	7	0
BEARS	266	3334	12.5	83t	17
OPPONENTS	261	3290	12.6	72t	20

PUNTING	No	Yds	Avg	Net	TB	In	Lg	B
Gardocki	79	3393	42.9	36.2	9	19	61	0
BEARS	79	3393	42.9	36.2	9	19	61	0
OPPONENTS	70	2840	40.6	35.2	10	18	61	1

INTS	No	Yds	Avg	Lg	TD
Woolford	7	67	9.6	32	0
Stinson	2	43	23.0	46	0
Gayle	2	39	19.5	30	0
Morrissey	1	22	22.0	22	0
Paul	1	10	10.0	10	0
Singletary	1	4	4.0	4	0
BEARS	14	188	13.4	46	0
OPPONENTS	24	612	25.5	92t	6

KO RETURNS	No	Yds	Avg	Lg	TD
Lewis	23	511	22.2	97t	1
Gentry	16	330	20.6	66	0
Green	11	224	20.4	29	0
Morgan	4	71	17.8	30	0
Leeuwenburg	1	7	7.0	7	0
Rivera	1	0	0.0	0	0
BEARS	56	1143	20.4	97t	1
OPPONENTS	50	1027	20.5	55	0

PUNT RET.	Ret	FC	Yds	Avg	Lg	TD
Woolford	12	3	127	10.6	36	0
Waddle	8	10	28	3.5	13	0
Morgan	3	1	21	7.0	13	0
BEARS	23	14	176	7.7	36	0
OPPONENTS	38	15	351	9.2	175	1

FGs	1-9	20-29	30-39	40-49	50+
Butler	1/1	8/8	9/10	0/4	1/3
BEARS	1/1	8/8	9/10	0/4	1/3
OPPONENTS	1/1	4/6	11/11	3/5	1/2
Butler:	(34G,41N,38G)	(39G,30G,37N)	(20G,21G)	(50G,37G)	(55N,26G)
(18G,30G,21G)	(28G)	(47N,52N)	(45N,27G,44N)	(36G)	(0)
(37G,26G,38G)	(24G)	(0)	(0)	(0)	(0)
OPPONENTS:	(38G)	(42N)	(50N,31G,32G)	(46G)	(0)
(51G,28N)	(28G)	(36G)	(31G,40G)	(39G)	(27C,43G,42N)
(19G)	(38G,38G)	(22G,38G,30G)	(28N,21G,34G)	(0)	(0)

DEFENSE	(Top 10)	T	S	A	FF	FR	PD	SA	Int
Singletary	135	65	70	2	0	4	1.0	1	0
Morrissey	115	56	59	0	0	4	1.0	1	0
Gayle	100	48	52	0	3	6	0.0	2	0
Woolford	94	69	25	2	0	27	0.0	7	0
Roper	94	54	40	0	0	2	2.5	0	0
McMichael	89	49	40	4	2	2	10.5	0	0
Carrier	89	43	46	1	2	10	0.0	0	0
Dent	82	46	36	6	1	3	8.5	0	0
Armstrong	75	40	35	1	1	0	6.5	0	0
Cox	56	23	33	1	1	0	1.0	0	0
SACKS:	McMichael 10.5, Dent 8.5, Armstrong 6.5, Spelman 4.0, Ryan 3.0, Roper 2.5, Perry 2.0, Zorich 2.0, Cox 1.0, Morrissey 1.0, Rivera 1.0, Singletary 1.0	TEAM	43.0 ,	OPPONENTS	45.0				

HISTORY

PASSING	Att	Cmp	Yds	Cmp%	Yd/Att	TD	TD%	Int	Int%	Lg	Sack/Lost	Rating
Harbaugh	358	202	2468	56.4	6.94	13	3.6	12	3.4	83t	31/167	76.2
Willis	92	54	716	58.7	7.78	4	4.3	8	8.7	68t	10/58	61.7
Furrer	25	9	89	36.0	3.56	0	0.0	3	12.0	16	4/39	7.3
Gardocki	3	1	43	33.3	14.33	0	0.0	0	0.0	43	0/0	81.9
Muster	1	0	0	0.0	0.00	0	0.0	1	100.0	0	0/0	0.0
BEARS	479	266	3334	55.5	6.96	17	3.5	24	5.0	83t	45/264	68.3
OPPONENTS	442	261	3290	59.0	7.44	20	4.5	14	3.2	72t	43/286	84.2

USUAL STARTERS		RANKINGS					
Offense		Bears		Avg		Rank	
WR.....Wendell Davis	RE.....Richard Dent	Total Yards	4941	308.8	8		
LT.....Troy Auzenne	RT.....William Perry	Rushing Yards	1871	116.9	10		
LG.....Mark Bortz	LT.....Steve McMichael	Passing Yards	3070	191.9	14		
C.....Jerry Fontenot	LE.....Trace Armstrong	Points Scored	295	18.4	-		
RG.....Tom Thayer	WLB.....John Roper						
RT.....Keith Van Horne	MLB.....Mike Singletary	Opp	4952	309.5	17		
TE.....Keith Jennings	SLB.....Jim Morrissey	Total Yards	1948	121.8	21		
WR.....Tom Waddle	RCB.....Lemuel Stinson	Rushing Yards	3004	187.8	15		
QB.....Jim Harbaugh	LCB.....Donnell Woolford	Passing Yards	361	22.6	-		
RB.....Neal Anderson	SS.....Shaun Gayle	Points Scored					
FB.....Brad Muster	FS.....Mark Carrier						

1993 CHICAGO BEARS STATISTICS

Record: 7-9, .438

4th Place, NFC Central

Head Coach: Dave Wannstedt

09/05 L	20-26	N.Y. GIANTS	66,900
09/12 L	7-10	at Minnesota	56,285
09/26 W	47-17	TAMPA BAY	58,329
10/03 W	6-0	ATLANTA	57,441
10/10 W	17-6	at Philadelphia	63,601
10/25 L	12-19	MINNESOTA	64,677
10/31 L	3-17	at Green Bay	58,945
11/07 L	14-16	L.A. RAIDERS	59,750
11/14 W	16-13	at San Diego	58,459
11/21 W	19-17	at Kansas City	76,872
11/25 W	10-6	at Detroit	76,699
12/05 W	30-17	GREEN BAY	62,236
12/12 L	10-13	at Tampa Bay	56,667
12/18 L	3-13	DENVER	53,056
12/26 L	14-20	DETROIT	43,443
01/02 L	6-20	at L.A. Rams	39,147

Bears		Opp	
TOTAL FIRST DOWNS	226	290	
Rushing	98	112	
Passing	113	163	
Penalty	15	15	
3rd Down: Made/Att	73/211	80/214	
3rd Down Pct.	34.6	37.4	
4th Down: Made/Att	4/14	6/15	
4th Down Pct.	28.6	40.0	
POSSESSION AVG.	28:36	31:24	
TOTAL NET YARDS	3717	4653	
Avg. Per Game	232.3	290.8	
Total Plays	913	1026	
Avg. Per Play	4.1	4.5	
NET YARDS RUSHING	1677	1835	
Avg. Per Game	104.8	114.7	
Total Rushes	477	476	
NET YARDS PASSING	2040	2818	
Avg. Per Game	127.5	176.1	
Sacked/Yards Lost	48/230	46/287	
Gross Yards	2270	3105	
Att./Comp.	388/230	504/306	
Completion Pct.	59.3	60.7	
Had Intercepted	16	18	
PUNTS/AVERAGE	80/38.6	78/41.4	
NET PUNTING AVG.	80/36.6	78/36.2	
PENALTIES/YARDS	68/587	91/783	
FUMBLES/BALL LOST	29/14	24/12	
TOUCHDOWNS	22	22	
Rushing	10	9	
Passing	7	12	
Returns	5	1	

PASSING	Att	Cmp	Yds	Cmp%	Yd/Att	TD	TD%	Int	Int%	Lg	Sack/Lost	Rating
Harbaugh	325	200	2002	61.5	6.16	7	2.2	11	3.4	48	43/210	72.1
Willis	60	30	268	50.0	4.47	0	0.0	5	8.3	29	5/20	27.6
Gardocki	2	0	0	0.0	0.00	0	0.0	0	0.0	0	0/0	39.6
Anderson	1	0	0	0.0	0.00	0	0.0	0	0.0	0	0/0	39.6
BEARS	388	230	2270	59.3	5.85	7	1.8	16	4.1	48	48/230	64.7
OPPONENTS	504	306	3105	60.7	6.16	12	2.4	18	3.6	67	46/287	71.4

Score by Period	1	2	3	4	OT	Tot
BEARS	37	85	56	56	0	234
OPPONENTS	45	83	38	64	0	230

SCORING	TDs:Ru-Pa-RK-PAT	FG	S	Pts			
Butler	0	0	0	0	21/22/27/36	0	102
Anderson	4	4	0	0		0	66
Harbaugh	4	4	0	0		0	24
Baker	3	0	3	0		0	18
Conway	2	0	2	0		0	12
Worley	2	2	0	0		0	12
Carrier	1	0	1	0		0	6
Jones	1	0	0	1		0	6
Lincoln	1	0	1	0		0	6
Waddle	1	0	1	0		0	6
Wetnight	1	0	1	0		0	6
BEARS	22	10	7	5	21/22/27/36	0	234
OPPONENTS	22	9	12	1	20/22/26/34	0	230

RUSHING	No	Yds	Avg	Lg	TD
Anderson	202	646	3.2	45	4
Worley	110	437	4.0	28	2
Harbaugh	60	277	4.6	25	4
Heyward	68	206	3.0	11	0
Conway	5	44	8.8	18	0
Green	15	29	1.9	10	0
Christian	8	19	2.4	12	0
Lewis	7	13	1.9	3	0
Willis	2	6	3.0	6	0
BEARS	477	1677	3.5	45	10
OPPONENTS	476	1835	3.9	26t	9

RECEIVING	No	Yds	Avg	Lg	TD
Waddle	44	552	12.5	38	1
Anderson	31	160	5.2	35	0
Obee	26	351	13.5	48	3
Conway	19	231	12.2	38t	2
Christian	16	160	10.0	36	0
Heyward	16	132	8.3	20	0
Jennings	14	150	10.7	29	0
Green	13	63	4.8	9	0
Davis	12	132	11.0	17	0
Worley	8	49	6.1	15	0
Gedney	10	98	9.8	24	0
Wetnight	9	93	10.3	25t	1
Whitaker	6	53	8.8	18	0
Lewis	4	26	6.5	18	0
Banks	1	19	19.0	19	0
Harbaugh	1	1	1.0	1	0
BEARS	230	2270	9.9	48	7
OPPONENTS	306	3105	10.1	67	12

PUNTING	No	Yds	Avg	Net	TB	In	Lg	B
Gardocki	80	3080	38.5	36.6	2	28	58	0
BEARS	80	3080	38.5	36.6	2	28	58	0
OPPONENTS	78	3231	41.4	36.2	6	22	75	1

INTS	No	Yds	Avg	Lg	TD
Carrier	4	94	23.5	34t	1
Jones	4	52	13.0	22	0
Lincoln	3	109	36.3	80t*	1
Woolford	2	18	9.0	18	0
Blaylock	2	3	1.5	3	0
Dent	1	24	24.0	24	0
Mangum	1	0	0.0	0	0
McMichael	1	0	0.0	0	0
BEARS	18	300	16.7	86t	2
OPPONENTS	16	105	6.6	25	1

*lateral from Jones

KO RETURNS	No	Yds	Avg	Lg	TD
Conway	21	450	21.4	55	0
Obee	9	159	17.7	34	0
Green	9	141	15.7	30	0
Worley	2	36	18.0	24	0
A. Fontenet	1	8	8.0	8	0
Heyward	1	12	12.0	12	0
Mangum	1	0	0.0	0	0
Ryan	1	5	5.0	5	0
BEARS	45	811	18.0	55	0
OPPONENTS	53	918	17.3	35	0

PUNT RET.	Ret	FC	Yds	Avg	Lg	TD
Obee	35	20	289	8.3	28	0
BEARS	35	20	289	8.3	28	0
OPPONENTS	22	38	115	5.2	34	0

FGs	1-19	20-29	30-39	40-49	50+
Butler	0/0	7/8	12/13	3/7	5/8
BEARS	0/0	7/8	12/13	3/7	5/8
OPPONENTS	1/1	15/15	7/9	3/8	0/1

Butler:(20G,34G)(53N)(33G,40G,32G,31G)
 (48G,44N,52G)(37G)(37G,39G,55G,35G)(33G)
 (21N,30N)(33G,54G,20G)(35G)(31G)(45N)
 (27G,50N,53G)
OPPONENTS:(19G,35G,23G,26G)(47N,22G)
 (20G)0(39G,25G,50N)(40G)(31G,21G,20G)
 (28G,30B,26G,40N)(20G)(39G,27G)(36N,26G)
 (38G,42G,29N)(29G,24G,41N)(40G,47N,37G)
 (29G,29C)

DEFENSE	(Top 10)	T	S	A	FF	FR	PD	Sa	Int
Jones	189	117	72	1	2	11	1.0	4	
Gayle	124	79	45	2	0	2	1.0	0	
Zorich	121	63	58	1	2	1	7.0	0	
Cain	108	63	45	1	0	5	0.0	0	
Woolford	101	86	15	0	0	22	0.0	2	
Carrier	91	47	44	1	0	7	0.0	4	
V. Smith	83	49	34	0	0	3	0.0	0	
McMichael	78	50	28	2	2	5	6.0	1	
Dent	64	43	21	1	0	3	12.5	1	
Douglass	52	39	23	0	4	0	0.0	0	
SACKS:	Dent 12.5, Armstrong 11.5, Zorich 7.0, McMichael 6.0, Spellman 2.5, Cox 2.0, A. Fontenet 1.0, Gayle 1.0, Jones 1.0								
TEAM	46.0, OPPONENTS 48.0								

USUAL STARTERS						RANKINGS		
Offense			Defense			Team Stats		
WR.....Tom Waddle	RE.....Richard Dent	RE.....Richard Dent	Team Stats			Bears	Avg	Rank
LT.....Troy Auzenne	RT.....Chris Zorich	RT.....Chris Zorich	Total Yards.....	3717	232.3	28	
LG.....Mark Bortz	LT.....Steve McMichael	LT.....Steve McMichael	Rushing Yards.....	1677	104.8	19	
C.....Jerry Fontenet	LE.....Trace Armstrong	LE.....Trace Armstrong	Passing Yards.....	2040	127.5	28	
RG.....John Wojciechowski	WLB.....Vinson Smith	WLB.....Vinson Smith	Points Scored.....	234	14.6	-	
RT.....Jay Leeuwenburg	MLB.....Dante Jones	MLB.....Dante Jones	Opp	Avg	Rank			
TE.....Keith Jennings	SLB.....Joe Cain	SLB.....Joe Cain	Total Yards.....	4653	290.8	4	
WR.....Curtis Conway	RCB.....Anthony Blaylock	RCB.....Anthony Blaylock	Rushing Yards.....	1835	114.7	17	
QB.....Jim Harbaugh	LCB.....Donnell Woolford	LCB.....Donnell Woolford	Passing Yards.....	2818	176.1	3	
RB.....Neal Anderson	SS.....Shaun Gayle	SS.....Shaun Gayle	Points Scored.....	230	14.4	-	
FB.....Craig Heyward	FS.....Mark Carrier	FS.....Mark Carrier						

1994 CHICAGO BEARS STATISTICS

Record: 9-7, .563

T-2nd Place, NFC Central

Head Coach: Dave Wannstedt

09/04W 21-9	TAMPA BAY	61,844
09/12 L 22-30	at Philadelphia	64,890
09/18 L 14-42	MINNESOTA	61,073
09/25 W 19-7	at N.Y. Jets	70,806
10/02 W 20-13	BUFFALO	62,406
10/09 W 17-7	NEW ORLEANS	63,822
10/23 L 16-21	at Detroit	73,574
10/31 L 6-33	GREEN BAY	47,381
11/06 W 20-6	at Tampa Bay	60,821
11/13 W 17-14	at Miami	64,871
11/20 W 20-10	DETROIT	55,035
11/27 W 19-16	ot at Arizona	65,922
12/01 L 27-33	ot at Minnesota	61,483
12/11 L 3-40	at Green Bay	57,927
12/18 W 27-13	L.A. RAMS	56,276
12/24 L 3-13	NEW ENGLAND	60,178
PLAYOFFS		
01/01 W 35-18	at Minnesota	60,347
01/07 L 15-44	at San Francisco	64,644

Bears		Opp	
TOTAL FIRST DOWNS	274	275	
Rushing	88	100	
Passing	165	163	
Penalty	21	12	
3rd Down: Made/Att	97/232	81/218	
3rd Down Pct.	41.8	37.2	
4th Down: Made/Att	9/16	8/17	
4th Down Pct.	56.3	47.1	
POSESSION AVG.	31:37	28:23	
TOTAL NET YARDS	4679	5009	
Avg. Per Game	292.4	313.1	
Total Plays	1014	982	
Avg. Per Play	4.6	5.1	
NET YARDS RUSHING	1588	1922	
Avg. Per Game	99.3	120.1	
Total Rushes	487	432	
NET YARDS PASSING	3091	3087	
Avg. Per Game	193.2	192.9	
Sacked/Yards Lost	25/139	28/175	
Gross Yards	3230	3262	
Att./Comp.	502/308	522/295	
Completion Pct.	61.4	56.5	
Had Intercepted	16	12	
PUNTS/AVERAGE	76/37.8	72/39.0	
NET PUNTING AVG.	76/32.4	72/34.9	
PENALTIES/YARDS	66/503	80/645	
FUMBLE/BALL LOST	21/10	29/10	
TOUCHDOWNS	30	31	
Rushing	10	10	
Passing	19	16	
Returns	1	5	

PASSING	Att	Cmp	Yds	Cmp%	Yd/Att	TD	INT	Int%	Lg	Sack/Lost	Rating	
Walsh	343	208	2078	60.6	6.06	10	2.9	8	2.3	50	11/52	77.9
Kramer	158	99	1129	62.7	7.15	8	5.1	8	5.1	85t	14/87	79.9
Conway	1	1	23	100.0	23.00	1	100.0	0.0	23t	0/0		158.3
BEARS	502	308	3230	61.4	6.43	19	3.8	16	3.2	85t	25/139	79.4
OPPONENTS	522	295	3262	56.5	6.25	16	3.1	12	2.3	65t	28/175	75.9

Score by Period	1	2	3	4	OT	Tot
BEARS	40	61	61	106	3	271
OPPONENTS	44	116	67	74	6	307

SCORING	TDs:Ru-Pa-RK-PAT	FG	S	Pts
Butler	0 0 0 0	24/24	21/29	0 87
Tillman	7 7 0 0	0	0	42
Graham	5 0 4 1	1	0	32
Gedney	3 0 3 0	0	0	18
Jennings	3 0 3 0	0	0	18
Conway	2 0 2 0	0	0	14
Green	2 0 2 0	0	0	12
Cook	1 0 1 0	0	0	6
Harris	1 1 0 0	0	0	6
Lewis	1 0 1 0	0	0	6
McMurtry	1 0 1 0	0	0	6
Walsh	1 0 1 0	0	0	6
Wetnight	1 0 1 0	0	0	6
Worley	1 0 1 0	0	0	6

BEARS	30	10	19	124/24	21/29	0	271
OPPONENTS	31	10	16	5	25/26	30/41	307

2-Pt. Conversions: Conway, Graham, TEAM 2-6. **OPPONENTS** 3-4.

RUSHING	No	Yds	Avg	Lg	TD
Tillman	275	899	3.3	25t	7
Harris	123	464	3.8	13	1
Green	25	122	4.9	14	0
Conway	6	31	5.2	12	0
Christian	7	29	4.1	8	0
Hoge	6	24	4.0	8	0
Worley	9	17	1.9	4	1
Walsh	30	4	0.1	12	1
Kramer	6	-2	-0.3	2	0
BEARS	487	1588	3.3	25t	10
OPPONENTS	432	1922	4.4	90	10

RECEIVING	No	Yds	Avg	Lg	TD
Graham	68	944	13.9	76t	4
Conway	39	546	14.0	85t	2
Harris	39	236	6.1	18	0
Tillman	27	222	8.2	39	0
Waddle	25	244	9.8	22	1
Green	24	199	8.3	39t	2
Cook	21	212	10.1	34	1
Gedney	13	157	12.1	37t	3
Hoge	13	79	6.1	11	0
Wetnight	11	104	9.5	19	1
Jennings	11	75	6.8	23t	3
McMurtry	8	112	14.0	30	1
Primus	3	25	8.3	12	0
Christian	2	30	15.0	21	0
Lewis	2	13	6.5	8	1
Carter	1	24	24.0	24	0
Worley	1	8	8.0	8	0
BEARS	308	3230	10.5	85t	19
OPPONENTS	295	3262	11.1	65t	16

PUNTING	No	Yds	Avg	Net	TB	In	Lg	B
Gardocki	76	2871	37.8	32.4	9	23	57	0
BEARS	76	2871	37.8	32.4	9	23	57	0
OPPONENTS	72	2808	39.0	34.9	4	27	61	0

INTS	No	Yds	Avg	Lg	TD
Woolford	5	30	6.0	25	0
Gayle	2	33	16.5	33	0
Carrier	2	10	5.0	7	0
Spellman	1	31	31.0	31	0
Douglass	1	18	18.0	18	0
Lincoln	1	5	5.0	5	0
BEARS	12	127	10.6	33	0
OPPONENTS	16	335	20.9	81t	3

KO RETURNS	No	Yds	Avg	Lg	TD
Lewis	35	874	25.0	55	0
Conway	10	228	22.8	34	0
Carter	6	99	16.5	26	0
Green	6	77	12.8	16	0
Worley	4	52	13.0	25	0
Flanigan	2	26	13.0	14	0
Harris	1	18	18.0	18	0
Thierry	1	0	0.0	0	0
Woolford	1	28	28.0	28	0
BEARS	66	1402	21.2	55	0
OPPONENTS	65	1271	19.6	102t	1

PUNT RET.	Ret	FC	Yds	Avg	Lg	TD
Graham	15	5	140	9.3	61t	1
Conway	8	9	63	7.9	24	0
Waddle	3	3	8	2.7	6	0
Lewis	1	3	7	7.0	7	0
BEARS	27	20	218	8.1	61t	1
OPPONENTS	26	18	225	8.7	57	0

FGs	1-19	20-29	30-39	40-49	50+
Butler	1/1	7/7	6/9	5/8	2/4
BEARS	1/1	7/7	6/9	5/8	2/4
OPPONENTS	1/1	13/13	9/11	7/14	0/2

Butler:	(0)(54N)	(44G, 42N, 30G)	(50G, 20G)	(46G, 36N)	(46N, 22G)	(0)(18G, 37G)	(51N, 40G)	(28G, 23G)	(35G, 52G, 31G, 27G)	(29G, 33G, 40N)	(25G)	(41G, 30G)	(44G, 28B, 36N)		
OPPONENTS:	(31G, 49G, 30G, 54N)	(41G, 29G, 33G)	(43G, 24G)	(47G, 41N)	(28G, 30G)	(50B, 36N)	(0)(30B)	(33G, 47N, 38G)	(29G, 33G, 45N)	(29G, 43N)	(49G, 22G, 47G)	(45G, 41G, 29G, 38G)	(39G, 24G, 20G, 29G)	(18G, 42B, 21G)	(29G, 22G, 46N)

DEFENSE	(Top 10)	T	S	A	FF	FR	PD	SA	Int	
Cain	129	83	46	1	1	2	0	0	0	
Jones	108	69	39	0	2	5	0	0	0	
Carrier	107	59	48	1	0	7	0	0	2	
Zorich	104	49	55	1	0	0	5	5	0	
Gayle	97	67	30	3	1	8	0	0	2	
Douglass	77	46	31	0	0	3	1	5	1	
Woolford	65	54	11	1	0	21	0	0	5	
A. Fontenot	62	37	25	1	0	2	4	0	0	
Spellman	60	35	25	1	0	8	7	0	1	
Armstrong	60	34	26	1	0	1	7	5	0	
SACKS:	Armstrong 7.5,	Spellman 7.0,	Zorich 5.5,	A. Fontenot 4.0,	Douglass 1.5,	Epps 1.0,	Smith 1.0,	Mangum 0.5		
TEAM	28.0,	OPPONENTS	25.0							

HISTORY

USUAL STARTERS	
Offense	Defense
WR.....Jeff Graham	RE.....Alonzo Spellman
LT.....Andy Heck	RT.....Chris Zorich
LG.....Mark Bortz	LT.....A. Fontenot/C. Simpson
C.....Jerry Fontenot	LE.....Trace Armstrong
RG.....Jay Leeuwenburg	WLB.....Vinson Smith
RT.....James Williams	MLB.....Dante Jones
TE.....Marv Cook	SLB.....Joe Cain
WR.....Curtis Conway	RCB.....Jeremy Lincoln
QB.....Steve Walsh	SS.....Donnell Woolford
RB.....Lewis Tillman	LS.....Shaun Gayle
FB.....Raymont Harris	FS.....Mark Carrier

RANKINGS		
Team Stats	Bears	Avg Rank
Total Yards	4679	292.4
Rushing Yards	1588	99.3
Passing Yards	3091	193.2
Points Scored	271	16.9
Opp		
Team Stats	Avg Rank	Rank
Total Yards	5009	313.1
Rushing Yards	1922	120.1
Passing Yards	3087	192.9
Points Scored	307	19.2

1995 CHICAGO BEARS STATISTICS

Record: 9-7, .563

3rd Place, NFC Central

Head Coach: Dave Wannstedt

09/03W	31-14	MINNESOTA	63,036
09/11 L	24-27	GREEN BAY	64,855
09/17 W	25-6	at Tampa Bay	71,507
09/24 L	28-34	at St. Louis	59,679
10/08 W	31-27	CAROLINA	59,668
10/15 W	30-27	at Jacksonville	72,020
10/22 W	35-32	HOUSTON	63,545
10/30 W	14-6	at Minnesota	61,238
11/05 L	34-37	OT PITTSBURGH	61,838
11/12 L	28-35	at Green Bay	59,996
11/19 L	17-24	DETROIT	61,779
11/26 W	27-24	at N.Y. Giants	70,015
12/04 L	7-27	at Detroit	77,230
12/10 L	10-16	at Cincinnati	38,642
12/17 W	31-10	TAMPA BAY	49,475
12/24 W	20-14	PHILADELPHIA	52,391

Score by Period	1	2	3	4	OT	Tot
BEARS	73	130	91	98	0	392
OPPONENTS	93	112	66	86	3	360

SCORING	TDs:Ru-Pa-RK-PAT	FG	S	Pts	
Butler	0	0	0	0 45/45 23/31	0 114
Conway	12	0	12	0	0 72
Salaam	10	10	0	0	0 60
Jennings	6	0	6	0	0 36
Graham	4	0	4	0	0 24
Green	3	3	0	0	0 18
Timpson	3	1	2	0	0 18
Flanigan	2	2	2	0	0 12
Wetnight	2	0	2	0	0 12
T. Carter	1	0	1	0	0 6
Kramer	1	1	0	0	0 6
Marshall	1	0	0	1	0 6
Minter	1	0	0	1	0 6
A. Fontenot	0	0	0	0	1 2

BEARS 46 15 29 2 45/45 23/31 1 392

OPPONENTS 41 9 27 5 40/40 24/29 0 360

2-Pt. Conversions: TEAM 0-1, OPPONENTS

1-1.

1-1.

1-1.

1-1.

1-1.

1-1.

1-1.

1-1.

1-1.

1-1.

1-1.

1-1.

1-1.

1-1.

1-1.

1-1.

1-1.

1-1.

1-1.

1-1.

1-1.

1-1.

1-1.

1-1.

1-1.

1-1.

1-1.

1-1.

1-1.

1-1.

1-1.

1-1.

1-1.

1-1.

1-1.

1-1.

1-1.

1-1.

1-1.

1-1.

1-1.

1-1.

1-1.

1-1.

1-1.

1-1.

1-1.

1-1.

1-1.

1-1.

1-1.

1-1.

1-1.

1-1.

1-1.

1-1.

1-1.

1-1.

1-1.

1-1.

1-1.

1-1.

1-1.

1-1.

1-1.

1-1.

1-1.

1-1.

1-1.

1-1.

1-1.

1-1.

1-1.

1-1.

PUNTING	No	Yds	Avg	Net	TB	In	Lg	B
Sauerbrun	55	2080	37.8	31.1	6	16	61	0
O'Neill	3	89	29.7	26.7	0	0	39	0
BEARS	58	2169	37.4	30.9	6	16	61	0
OPPONENTS	62	2311	37.3	31.8	8	21	57	2

INTS	No	Yds	Avg	Lg	TD
Woodford	4	21	5.3	16	0
Miniefield	3	37	12.3	37	0
Joseph	2	31	15.5	31	0
Lincoln	1	32	32.0	32	0
M. Carter	2	20	10.0	15	0
Mangum	1	2	2.0	2	0
Minter	1	2	2.0	2	1
Cox	1	1	1.0	1	0
Marshall	1	0	0.0	0	0

BEARS 16 146 9.1 37 1

OPPONENTS 10 203 20.3 98 1

1-1.

1-1.

1-1.

1-1.

1-1.

1-1.

1-1.

1-1.

1-1.

1-1.

1-1.

1-1.

1-1.

1-1.

1-1.

1-1.

1-1.

1-1.

1-1.

1-1.

1-1.

1-1.

1-1.

1-1.

1-1.

1-1.

1-1.

1-1.

1-1.

1-1.

1-1.

1-1.

1-1.

1-1.

1-1.

1-1.

1-1.

1-1.

1-1.

1-1.

1-1.

1-1.

1-1.

1-1.

1-1.

1-1.

1-1.

1-1.

1-1.

1-1.

1-1.

1-1.

1-1.

1-1.

1-1.

1-1.

1-1.

1-1.

1-1.

1-1.

1-1.

1-1.

1-1.

1-1.

1-1.

1-1.

1-1.

1-1.

1-1.

1-1.

1-1.

1-1.

1-1.

KO RETURNS	No	Yds	Avg	Lg	TD
N. Lewis	42	904	21.5	52	0
Timpson	18	420	23.3	51	0
T. Carter	3	24	8.0	9	0
Green	3	29	9.7	19	0
Lundy	1	11	11.0	11	0
Primus	2	39	19.5	22	0
Tillman	1	20	20.0	20	0
Graham	1	12	12.0	12	0

BEARS 71 1459 20.5 52 0

OPPONENTS 72 1570 21.8 54 0

1-1.

1-1.

1-1.

1-1.

1-1.

1-1.

1-1.

1-1.

1-1.

1-1.

1-1.

1-1.

1-1.

1-1.

1-1.

1-1.

1-1.

1-1.

1-1.

1-1.

1-1.

1-1.

1-1.

1-1.

1-1.

1-1.

1-1.

1-1.

1-1.

1-1.

1-1.

1-1.

1-1.

1-1.

1-1.

1-1.

1-1.

1-1.

1-1.

1-1.

1-1.

1-1.

1-1.

1-1.

1-1.

1-1.

1-1.

1-1.

1-1.

1-1.

1-1.

1-1.

1-1.

1-1.

1-1.

1-1.

1996 CHICAGO BEARS STATISTICS

Record: 7-9, .438

3rd Place, NFC Central

Head Coach: Dave Wannstedt

09/02/W	22-6	DALLAS	63,076
09/08/L	3-10	at Washington	52,711
09/15/L	14-20	MINNESOTA	61,301
09/22/L	16-35	at Detroit	70,022
09/29/W	19-17	OAKLAND	57,062
10/06/L	6-37	GREEN BAY	65,480
10/13/L	24-27	at New Orleans	43,512
10/28/W	15-13	at Minnesota	58,143
11/03/W	13-10	TAMPA BAY	58,727
11/10/L	12-17	at Denver	75,555
11/17/L	10-14	at Kansas City	76,762
11/24/W	31-14	DETROIT	55,864
12/01/L	17-28	at Green Bay	59,682
12/08/W	35-9	ST. LOUIS	45,075
12/14/W	27-14	SAN DIEGO	49,763
12/22/L	19-34	at Tampa Bay	51,572

Score by Period	1	2	3	4	OT	Tot
BEARS	70	89	57	67	0	283
OPPONENTS	48	140	62	55	0	305

SCORING	TDs:Ru-Pa-RK-PAT	FG	S	Pts			
Jaeger	0	0	0	23/23	19/23	0	80
Conway	7	0	0	0	0	0	42
Engram	6	0	6	0	0	0	36
R. Harris	5	4	1	0	0	0	30
Salaam	4	3	1	0	0	0	24
Huerta TM	0	0	0	3/3	4/7	0	15
Cox	1	0	0	1	0	0	6
Faulkerson	1	0	1	0	0	0	6
Flanigan	1	0	1	0	0	0	6
Krieg	1	1	0	0	0	0	6
Lowery	1	0	0	1	0	0	6
Matthews	1	1	0	0	0	0	6
Spears	1	0	1	0	0	0	6
Wetnight	1	0	1	0	0	0	6
Woolford	1	0	0	1	0	0	6
BEARS	31	9	19	3	26/26	33/0	128
OPPONENTS	37	13	21	3	35/36	16/23	130

2-Pt. Conversions: TEAM 0-5, OPPONENTS 0-1.

PUNTING	No	Yds	Avg	Net	TB	In	Lg	B
Sauerbrun	78	3491	44.8	34.9	12	15	72	0
BEARS	78	3491	44.8	34.9	12	15	72	0
OPPONENTS	73	3047	40.1	34.0	9	25	60	1

INTS	No	Yds	Avg	Lg	TD
Woolford	6	37	6.2	28t	1
M. Carter	3	34	11.3	29	0
Marshall	2	20	10.0	20	0
Carrier	2	0	0.0	0	0
W. Harris	2	0	0.0	0	0
Burton	1	11	11.0	11	0
Minter	1	5	5.0	5	0
BEARS	17	107	6.3	29	1
OPPONENTS	18	94	5.2	27	0

KO RETURNS	No	Yds	Avg	Lg	TD
Ja. Jackson	27	619	22.9	60	0
Engram	25	580	23.2	45	0
Faulkerson	4	63	15.8	20	0
Marshall	0	75	---	75	0
BEARS	56	1337	23.9	88	0
OPPONENTS	52	1115	21.4	90t	1

PUNT RET.	Ret	FC	Yds	Avg	Lg	TD
Engram	31	19	282	9.1	34	0
BEARS	31	19	282	9.1	34	0
OPPONENTS	42	12	527	12.5	88t	2

FGs	1-19	20-29	30-39	40-49	50+
Jaeger	0/0	4/4	3/4	12/15	0/0
Huerta	0/0	0/0	3/5	1/2	0/0
BEARS	0/0	4/4	6/9	13/17	0/0
OPPONENTS	0/0	6/7	4/4	3/9	3/3

Huerta:(31G,35N,42G,34G)(37G,39N)(44N)
 Jaeger:(0)(0)(46G)(44G,40G,30G)(40G,41G)
 (28G,32N)(44N,46N,41G,44G)(27G,47N,23G)
 (35G,48G)(49G)(42G)(34G)(0)(45G,40G)(0)
OPPONENTS:(28G,43N,28G)(50G,44N)(33G,34G)
 (0)(28G)(32G)(34G,54G)(41G,43G,48B)(45G)(24G)
 (0)(46N)(45N,25G)(48N,26N)(50G,22G)

DEFENSE	(Top 10)	T	S	A	FF	FR	PD	Sa	Int
M. Carter	180	102	78	1	0	14	0	0	3
Cain	124	68	56	3	0	1	1	0	0
W. Harris	113	93	20	2	2	18	0	2	0
Minter	106	56	50	1	0	4	1.5	1	0
Cox	99	56	43	1	3	2	3	0	0
Smith	89	48	41	0	2	1	1	0	0
Woolford	78	63	15	0	0	20	0	0	6
Spellman	78	46	32	3	0	2	8	0	0
Flanigan	78	43	35	0	0	1	5	0	0
Carrier	76	40	36	1	1	7	0	2	0
SACKS: Spellman 8.0, Flanigan 5.0, A. Fontenot 4.5, Cox 3.0, Thierry 2.0, Miniefield 1.5, Minter 1.5, Simpson 1.5, Cain 1.0, Mangum 1.0, Smith 1.0									
TEAM 30.0, OPPONENTS 23.0									

	Bears	Opp
TOTAL FIRST DOWNS	300	295
Rushing	104	87
Passing	176	183
Penalty	20	25
3rd Down: Made/Att	78/231	79/206
3rd Down Pct.	33.8	38.3
4th Down: Made/Att	20/28	8/14
4th Down Pct.	71.4	57.1
POSSESSION AVG.	30:51	29:09
TOTAL NET YARDS	4905	4884
Avg. Per Game	306.6	305.3
Total Plays	1046	981
Avg. Per Play	4.7	5.0
NET YARDS RUSHING	1720	1617
Avg. Per Game	107.5	101.1
Total Rushes	472	427
NET YARDS PASSING	3185	3267
Avg. Per Game	199.1	204.2
Sacked/Yards Lost	23/165	30/209
Gross Yards	3350	3476
Att./Comp.	551/318	524/314
Completion Pct.	57.7	59.9
Had Intercepted	18	17
PUNTS/AVERAGE	78/44.8	76/40.1
NET PUNTING AVG.	78/34.9	76/34.0
PENALTIES/YARDS	103/808	113/849
FUMBLES/BALL LOST	25/9	29/11
TOUCHDOWNS	31	37
Rushing	9	13
Passing	19	21
Returns	3	3

PASSING	Att	Cmp	Yds	Cmp%	Yd/Att	TD	TD%	Int	Int%	Lg	Sack/Lost	Rating
Krieg	377	226	2278	59.9	6.04	14	3.7	12	3.2	53t	14/104	75.3
Kramer	150	73	781	48.7	5.21	3	2.0	6	4.0	58t	7/53	54.3
Matthews	17	13	158	76.5	9.29	1	5.9	0	0.0	26	1/3	124.1
Stenstrom	4	3	37	75.0	9.25	0	0.0	0	0.0	28	1/5	103.1
Sauerbrun	2	2	63	100.0	31.50	0	0.0	0	0.0	47	0/0	118.8
Conway	1	1	33	100.0	33.00	1	100.0	0	0.0	33t	0/0	158.3
BEARS	551	318	3350	57.7	6.08	19	3.4	18	3.3	58t	23/165	73.4
OPPONENTS	524	314	3476	59.9	6.63	21	4.0	17	3.2	62t	30/209	79.5

RECEIVING	No	Yds	Avg	Lg	TD
R. Harris	194	748	3.9	23	4
Salaam	143	496	3.5	32	3
Green	60	249	4.2	19	0
Hicks	27	92	3.4	23	0
Conway	8	50	6.3	19	0
T. Carter	11	43	3.9	23	0
Timpson	3	21	7.0	13	0
Krieg	16	12	0.8	2	1
Kramer	8	4	0.5	3	0
Sauerbrun	1	3	3.0	3	0
Matthews	1	2	2.0	2t	1
BEARS	472	1720	3.6	32	9
OPPONENTS	427	1617	3.8	63	13

RECEIVING	No	Yds	Avg	Lg	TD
Jaeger	81	1049	13.0	58t	7
Timpson	62	802	12.9	49	0
T. Carter	41	233	5.7	29	0
Engram	33	389	11.8	24	6
R. Harris	32	296	9.3	47	1
Wetnight	21	223	10.6	38	1
Green	13	78	6.0	18	0
Neely	9	92	10.2	21	0
Salaam	7	44	6.3	11t	1
Jennings	6	56	9.3	20	0
Cash	4	42	10.5	14	0
Ja. Jackson	4	39	9.8	14	0
Krieg	1	5	5.0	5	0
Faulkerson	1	1	1.0	1t	1
Flanigan	1	1	1.0	1t	1
Spears	1	1	1.0	1t	1
Hicks	1	-1	-1.0	-1	0
BEARS	318	3350	10.5	58t	19
OPPONENTS	314	3476	11.1	62t	21

USUAL STARTERS		RANKINGS			
Offense	Defense	Team Stats	Bears	Avg	Rank
WR.....Curtis Conway	RE.....Alonzo Spellman	Total Yards	4905	306.6	21
LT.....Andy Heck	RT.....Carl Simpson	Rushing Yards	1720	107.5	16
LG.....Todd Perry	LT.....Jim Flanigan	Passing Yards	3185	199.1	19
C.....Jerry Fontenot	LE.....Albert Fontenot	Points Scored	283	17.7	-
RG.....Todd Burger	WLB.....Vinson Smith				
RT.....James Williams	MLB.....Bryan Cox	Opp	4884	305.3	12
TE.....Keith Jennings	SLB.....Joe Cain	Rushing Yards	1617	101.1	11
WR.....Michael Timpson	RCB.....Walt Harris	Passing Yards	3267	204.2	14
QB.....Dave Krieg	LCB.....Donnell Woolford	Points Scored	305	19.1	-
RB.....Raymont Harris	SS.....Marty Carter				
FB.....Tony Carter	FS.....Mark Carrier				

1997 CHICAGO BEARS STATISTICS

Record: 4-12, .250

5th Place, NFC Central

Head Coach: Dave Wannstedt

09/01	L	24-38	at Green Bay	60,766
09/07	L	24-27	MINNESOTA	59,263
09/14	L	7-32	DETROIT	59,147
09/21	L	3-31	at New England	59,873
09/28	L	3-27	at Dallas	64,082
10/05	L	17-20	NEW ORLEANS	58,865
10/12	L	23-24	GREEN BAY	62,212
10/27	W	36-33	at Miami	73,156
11/02	L	8-31	WASHINGTON	53,032
11/09	L	22-29	at Minnesota	63,443
11/16	L	15-23	N.Y. JETS	45,642
11/23	W	13-7	TAMPA BAY	43,955
11/27	L	20-55	at Detroit	77,904
12/07	W	20-3	BUFFALO	39,784
12/14	W	13-10	at St. Louis	66,030
12/21	L	15-31	at Tampa Bay	70,930

Bears		Opp	
TOTAL FIRST DOWNS	305	281	
Rushing	94	97	
Passing	188	156	
Penalty	23	28	
3rd Down: Made/Att	91/253	60/189	
3rd Down Pct.	36.0	31.7	
4th Down: Made/Att	14/27	3/9	
4th Down Pct.	51.9	33.3	
POSSESSION AVG.	33:08	26:52	
TOTAL NET YARDS	4987	4888	
Avg. Per Game	311.7	305.5	
Total Plays	1128	935	
Avg. Per Play	4.4	5.2	
NET YARDS RUSHING	1746	1858	
Avg. Per Game	109.1	116.1	
Total Rushes	490	421	
NET YARDS PASSING	3241	3030	
Avg. Per Game	202.6	189.4	
Sacked/Yards Lost	43/260	38/259	
Gross Yards	3501	3289	
Att./Comp.	595/336	476/273	
Completion Pct.	56.5	57.4	
Had Intercepted	22	13	
PUNTS/AVERAGE	96/42.5	81/43.5	
NET PUNTING AVG.	96/32.6	81/36.6	
PENALTIES/YARDS	107/867	93/763	
FUMBLES/BALL LOST	33/19	25/17	
TOUCHDOWNS	28	50	
Rushing	14	18	
Passing	14	25	
Returns	0	7	

PASSING	Att	Cmp	Yds	Cmp%	Yd/Att	TD	TD%	Int	Int%	Lg	Sack/Lost	Rating
Kramer	477	275	3011	57.7	6.31	14	2.9	14	2.9	78t	25/149	74.0
Mirer	103	53	420	51.5	4.08	0	0.0	6	5.8	34	16/92	37.7
Stenstrom	14	8	70	57.1	5.00	0	0.0	2	14.3	18	2/19	31.0
Conway	1	0	0	0.0	0.00	0	0.0	0	0.0	0	0/0	39.6
BEARS	595	336	3501	56.5	5.88	14	2.4	22	3.7	78t	43/260	66.1
OPPONENTS	576	273	3289	57.4	6.91	25	5.3	13	2.7	89t	38/259	84.8

Score by Period	1	2	3	4	OT	Tot
BEARS	61	72	36	91	3	263
OPPONENTS	78	123	107	113	0	421

SCORING	TDs:Ru-Pa-RK-PAT	FG	5	Pts		
Jaeger	0	0	0	0 20/20 21/26	0	83
R. Harris	10	10	0	0	0	60
Proehl	7	0	7	0	0	44
Penn	3	0	3	0	0	18
Engram	2	0	2	0	0	14
Kramer	2	2	0	0	0	12
Autry	1	1	0	0	0	8
Mirer	1	1	0	0	0	8
Conway	1	0	1	0	0	6
Wetnight	1	0	1	0	0	6
Flanigan	0	0	0	0	0	2

BEARS 28 14 14 0 20/20 21/26 1 263

OPPONENTS 50 18 25 7 45/45 24/32 0 421

2-Pt. Conversions: Autry, Engram, Flanigan, Mirer, Proehl, TEAM 5-8, OPPONENTS 2-5.

RUSHING	No	Yds	Avg	Lg	TD
R. Harris	275	1033	3.8	68t	10
Autry	112	319	2.8	17	1
Salaam	31	112	3.6	17	0
Kramer	27	83	3.1	31	2
Mirer	20	78	3.9	20	1
T. Carter	9	56	6.2	16	0
Conway	3	17	5.7	10	0
Hicks	4	14	3.5	8	0
Smith	1	12	12.0	12	0
Sauerbrun	2	8	4.0	8	0
Harmon	2	6	3.0	4	0
Hughes	1	3	3.0	3	0
Le Bel	1	0	0.0	0	0
Penn	1	-1	-1.0	-1	0
BEARS	490	1746	3.6	68t	14
OPPONENTS	421	1858	4.4	76	18

RECEIVING	No	Yds	Avg	Lg	TD
Proehl	58	753	13.0	78t	7
Penn	47	576	12.3	33	3
Wetnight	46	464	10.1	34	1
Engram	45	399	8.9	23	2
Conway	30	476	15.9	55t	1
R. Harris	28	115	4.1	16	0
Tom. Carter	24	152	6.3	19	0
Jennings	14	164	11.7	23	0
Bownes	12	146	12.2	21	0
Autry	9	59	6.6	14	0
Allred	8	70	8.8	18	0
Hughes	8	68	8.5	16	0
Smith	2	22	11.0	12	0
Salaam	2	20	10.0	18	0
Harmon	2	8	4.0	6	0
T. Allen	1	9	9.0	9	0
BEARS	336	3501	10.4	78t	14
OPPONENTS	273	3289	12.0	89t	25

PUNTING	No	Yds	Avg	Net	TB	In	Lg	B
Sauerbrun	95	4059	42.7	32.8	11	26	67	0
Jaeger	1	18	18.0	18.0	0	0	18	0
BEARS	96	4077	42.5	32.6	11	26	67	0
OPPONENTS	81	3526	43.5	36.6	12	28	72	0

INTS	No	Yds	Avg	Lg	TD
W. Harris	5	30	6.0	12	0
Tom Carter	3	12	4.0	12	0
Mangum	2	4	2.0	4	0
Marshall	2	0	0	0	0
Marty Carter	1	14	14.0	14	0
BEARS	13	60	4.6	14	0
OPPONENTS	22	328	14.9	38t	1

KO RETURNS	No	Yds	Avg	Lg	TD
Hughes	43	1008	23.4	58	0
Bownes	19	396	20.8	36	0
Smith	10	196	19.6	28	0
Allred	2	21	10.5	11	0
Tom. Carter	2	34	17.0	19	0
Engram	2	27	13.5	20	0
Wetnight	1	9	9.0	9	0
Marshall	0	3	---	3	0
BEARS	79	1694	21.4	58	0
OPPONENTS	52	1237	23.8	69	0

PUNT RET.	Ret	FC	Yds	Avg	Lg	TD
Hughes	36	7	258	7.2	19	0
Proehl	8	1	59	7.4	14	0
Dulaney	1	0	0	0.0	0	0
Engram	1	0	4	4.0	4	0
BEARS	46	8	321	7.0	19	0
OPPONENTS	52	16	727	14.0	83t	2

FGs	1-19	20-29	30-39	40-49	50+
Jaeger	0/0	8/9	8/10	4/6	1/1
BEARS	0/0	8/9	8/10	4/6	1/1
OPPONENTS	0/0	9/9	12/12	3/9	0/2
Jaeger: (42G) (39G) () (38G) (21G) (23G) (41G) (39G, 23G, 47G, 35G) () (29G, 22G, 36G) (34G, 32N) (32G, 25G, 41N) (52G, 32G, 45N) (41N, 38G) (22B, 27G, 20G) ()					
OPPONENTS: (38G, 36G, 29G) (33G, 40N, 28G, 42N) (23G, 33G, 29G, 32G) (27G) (33G, 23G) (38G, 48G) (37G) () (38G) (53N) (48N, 34G, 36G, 34G) (50N, 40N) (40G, 29G) (41N, 43G) (40N, 28G) (20G)					

DEFENSE (Top 10)	T	S	A	FF	FR	PD	Sa	Int
Mangum	149	79	69	0	2	9	1.0	2
M. Carter	142	81	59	1	0	6	1.0	1
Minter	134	69	58	1	3	3	6.0	0
B. Cox	133	77	50	1	1	5	5.0	0
W. Harris	94	75	15	4	1	19	0.0	5
R. Cox	83	44	37	1	0	2	1.0	0
Flanigan	81	45	28	2	3	0	6.0	0
Simpson	61	26	30	0	0	5	4.0	0
T. Carter	56	49	7	0	0	19	0.0	3
Reeves	52	24	27	0	1	0	0.5	0
SACKS: Flanigan 6.0, Minter 6.0, B. Cox 5.0, Simpson 4.5, Thomas 4.5, Marshall 3.0, Thierry 3.0, Spellman 2.0, M. Carter 1.0, R. Cox 1.0, Mangum 1.0, Grasmanis 0.5, Reeves 0.5								
TEAM 38.0, OPPONENTS 43.0								

USUAL STARTERS			RANKINGS			
Offense		Defense	Team Stats	Bears	Avg	Rank
WR.....Bobby Engram		RE.....Carl Reeves	Total Yards	4987	311.717
LT.....Andy Heck		RT.....Carl Simpson	Rushing Yards	1746109.116
LG.....Todd Perry		LT.....Jim Flanigan	Passing Yards	3241202.616
C.....Chris Villarrial		LE.....John Thierry	Points Scored	26316.416
RG.....Todd Burger		WLB.....Barry Minter				
RT.....James Williams		MLB.....Bryan Cox				
TE.....Keith Jennings		SLB.....Ron Cox	Total Yards	4888	305.512
WR.....Ricky Proehl		RCB.....Walt Harris	Rushing Yards	1858	116.119
QB.....Erik Kramer		LCB.....Tom Carter	Passing Yards	3030	189.411
RB.....Raymont Harris		SS.....Marty Carter	Points Scored	421	26.319
FB.....Tony Carter		FS.....John Mangum				

1998 CHICAGO BEARS STATISTICS

Record: 4-12, .250

5th Place, NFC Central

Head Coach: Dave Wannstedt

Date	Opponent	Result
09/06 L 23-24	JACKSONVILLE	55,614
09/13 L 12-17	at Pittsburgh	59,084
09/20 L 15-27	at Tampa Bay	64,328
09/27 L 28-31	MINNESOTA	57,783
10/04 W 31-27	DETROIT	55,562
10/11 L 7-20	at Arizona	47,860
10/18 W 13-12	DALLAS	59,201
10/25 W 23-20	at Tennessee	40,089
11/08 L 12-20	ST. LOUIS	50,263
11/15 L 3-26	at Detroit	63,152
11/22 L 13-20	at Atlanta	60,804
11/29 L 17-31	TAMPA BAY	51,938
12/06 L 22-48	at Minnesota	64,247
12/13 L 20-26	at Green Bay	59,843
12/20 W 24-3	BALTIMORE	40,853
12/27 L 13-16	GREEN BAY	58,393

Score by Period	1	2	3	4	OT	Tot
BEARS	51	95	53	77	0	276
OPPONENTS	61	104	116	87	0	368

SCORING	TDs:Ru-Pa-RK-PAT	FG	S	Pts				
Jaeger	0	0	0	27/28	21/26	0	90	
Engram	5	0	5	0	0	0	30	
Penn	3	0	3	0	0	0	20	
Conway	3	0	3	0	0	0	20	
Milburn	3	0	3	0	0	0	18	
J. Allen	2	1	1	0	0	0	12	
Bennett	2	2	0	0	0	0	12	
Chancey	2	2	0	0	0	0	12	
Stenstrom	2	2	0	0	0	0	12	
Wetnight	2	2	0	0	0	0	12	
Bownes	1	0	1	0	0	0	6	
Hallock	1	0	1	0	0	0	6	
W. Harris	1	0	1	0	0	0	6	
Kramer	1	0	1	0	0	0	6	
Lee	1	0	1	0	0	0	6	
M. Robinson	1	0	1	0	0	0	6	
Thierry	0	0	0	0	1	2	2	
BEARS	30	9	16	5	27/28	21/26	2	276
OPPONENTS	42	12	27	3	36/38	26/31	0	368

2-PT Conversions: Penn, TEAM 1-2, OPPONENTS 1-4.

PUNTING	No	Yds	Avg	Net	TB	In	Lg	B
Horan	64	2643	41.3	35.4	4	12	57	0
Sauerbrun	15	741	49.4	42.1	3	6	71	0
Jaeger	1	27	27.0	27.0	0	0	27	0
BEARS	80	3411	42.6	36.5	7	18	71	0
OPPONENTS	72	3084	42.8	35.7	11	20	68	1

INTS	No	Yds	Avg	Lg	TD
W. Harris	4	41	10.3	26	1
Collins	3	29	9.7	28	0
T. Carter	2	20	10.0	19	0
Minter	1	17	17.0	17	0
Thierry	1	14	14.0	14	0
Parrish	1	8	8.0	8	0
Cousin	1	0	0.0	0	0
S. Harris	1	0	0.0	0	0
BEARS	14	129	9.2	28	1
OPPONENTS	13	146	11.2	33t	1

KO RETURNS	No	Yds	Avg	Lg	TD
Milburn	62	1550	25.0	94t	2
Chancey	2	18	9.0	18	0
Bownes	1	19	19.0	19	0
Wlegmann	1	8	8.0	8	0
BEARS	66	1595	24.2	94t	2
OPPONENTS	55	1097	19.9	40	0

PUNT RET.	Ret	FC	Yds	Avg	Lg	TD
Milburn	25	15	291	11.6	93t	1
BEARS	25	15	291	11.6	93t	1
OPPONENTS	38	19	349	9.2	53	1

FGs	1-19	20-29	30-39	40-49	50+
Jaeger	2/2	8/9	9/10	1/4	1/1
BEARS	2/2	8/9	9/10	1/4	1/1
OPPONENTS	2/2	12/12	3/4	7/10	2/3
Jaeger:(45G,35G,42N,19G)(19G,36G)(26G,29G,52G)(0(23G)(0(22G,29G)(39G,26G,34N,33G)(31G)(31G,43N)(35G,32G)(33G)(0(0(20G)(29G,48N,21G)					
OPPONENTS:(23G)(49G)(0(50G)(28G,53N,43G)(49G,46N,40G)(23G,23G)(29G,19G,49B)(24G,33G)(24G,25G)(50G,44G)(28G)(30G,20G)(35G,43G,40G,24G)(45B,27G)(39N,18G)					

DEFENSE	(Top 10)	T	S	A	FF	FR	PD	Sa	Int
M. Carter	159	101	58	0	2	5	0	0	0
Minter	140	93	44	2	1	2	1.0	1	0
Parrish	111	70	35	5	2	7	1.0	1	0
S. Harris	107	70	35	1	0	2	1.0	1	0
Wells	98	51	44	0	0	3	3.0	0	0
Flanigan	86	34	42	1	1	0	8.5	0	0
W. Harris	85	65	19	1	2	1	21.0	0	4
Cousin	73	55	17	1	2	1	18.0	0	1
McDonald	57	36	18	2	0	4	1.0	0	0
Lee	57	30	24	1	1	0	2.0	0	0

SACKS: Flanigan 8.5, Thomas TM 4.5, Thierry 3.5, Wells 3.0, S. Lee 2.0, Gramsanis 1.0, S. Harris 1.0, McDonald 1.0, Minter 1.0, Parrish 1.0, Reeves 1.0, B. Robinson 0.5
TEAM 18-10, OPPONENTS 31-10

PASSING	Att	Cmp	Yds	Cmp%	Yd/Att	TD	TD%	Int	Int%	Lg	Sack/Lost	Rating
Kramer	250	151	1823	60.4	7.29	9	3.6	7	2.8	79t	10/71	83.1
Stenstrom	196	112	1252	57.1	6.39	4	2.0	6	3.1	48	19/137	70.4
Moreno	43	19	166	44.2	3.86	1	2.3	0	0.0	21t	2/16	62.7
Bennett	2	1	18	50.0	9.00	1	50.0	0	0.0	18t	0/0	120.8
Horan	2	1	18	50.0	9.00	1	50.0	0	0.0	18t	0/0	120.8
Conway	1	0	0	0.0	0.00	0	0.0	0	0.0	0	0/0	39.6
BEARS	494	284	3277	57.5	6.63	16	3.2	13	2.6	79t	31/224	77.5
OPPONENTS	456	292	3401	64.0	7.46	27	5.9	14	3.1	98t	28/173	93.5

USUAL STARTERS

Offense	Defense
WR.....Bobby Engram	RE.....Shawn Lee
LT.....Andy Heck	RT.....Mike Wells
LG.....Todd Perry	LT.....Jim Flanigan
C.....Casey Wlegmann	LE.....John Thierry
RG.....Chris Villarrial	WLB.....Sean Harris
RT.....James Williams	MLB.....Barry Minter
TE.....Alonzo Mayes	SLB.....Rico McDonald
WR.....Curtis Conway	RCB.....Walt Harris
QB.....Erik Kramer	LCB.....Terry Cousin
RB.....Edgar Bennett	SSB.....Marty Carter
FB.....Ty Hallock	FS.....Tony Parrish

RANKINGS

Team Stats	Bears	Avg	Rank
Total Yards	4766	297.9	21
Rushing Yards	1713	107.1	17
Passing Yards	3053	190.8	23
Points Scored	276	17.3	-
Opp	Avg	Rank	
Total Yards	5103	318.9	14
Rushing Yards	1875	117.2	19
Passing Yards	3228	201.8	15
Points Scored	368	23	-

2000 CHICAGO BEARS STATISTICS

Record: 5-11, .313
5th Place, NFC Central
Head Coach: Dick Jauron

Date	Time	Opponent	Score
09/03	L 27-30	at Minnesota	64,104
09/10	L 0-41	at Tampa Bay	65,569
09/17	L 7-14	N.Y. GIANTS	66,944
09/24	L 14-21	DETROIT	66,944
10/01	W 27-24	at Green Bay	59,869
10/08	L 10-31	NEW ORLEANS	66,944
10/15	L 16-28	MINNESOTA	66,944
10/22	L 9-13	at Philadelphia	65,553
11/05	W 27-24	INDIANAPOLIS	66,944
11/12	L 3-20	at Buffalo	72,420
11/19	W 13-10	TAMPA BAY	66,944
11/26	L 10-17	at N.Y. Jets	77,354
12/03	L 6-28	GREEN BAY	66,944
12/10	W 24-17	NEW ENGLAND	66,944
12/17	L 0-17	at San Francisco	68,306
12/24	W 23-20	at Detroit	71,957

Score by Period	1	2	3	4	OT	Tot
BEARS	46	59	52	59	0	216
OPPONENTS	47	117	88	103	0	355

SCORING	TDs:Ru-Pa-RK-PAT	FG	S	Pts
Edinger	0 0 0 0	21/21	21/27	0 84
M. Robinson	5 0 5 0			0 30
Allen	3 2 1 0			0 18
McNow	3 3 0 0			0 18
Booker	2 0 2 0			0 12
Kennison	2 0 2 0			0 12
Allred	1 0 1 0			0 6
Brown	1 0 0 1			0 6
Enis	1 1 0 0			0 6
W. Harris	1 0 0 1			0 6
McQuarters	1 0 0 1			0 6
Parrish	1 0 0 1			0 6
White	1 0 1 0			0 6
BEARS	22 6 12 4	21/21	21/27	0 216
OPPONENTS	43 15 25 3	41/41	18/26	0 355

2-Pt. Conversions: TEAM 0-1, OPPONENTS 1-2.

RUSHING	No	Yds	Avg	Lg	TD
Allen	290	1120	3.9	29	2
McNow	50	326	6.5	30	3
Enis	36	84	2.3	11	1
Barnes	15	81	5.4	20	0
Kennison	3	72	24.0	52	0
Matthews	10	35	3.5	14	0
M. Robinson	1	9	9.0	9	0
Milburn	1	6	6.0	6	0
Miller	7	5	0.7	3	0
Engram	1	1	1.0	1	0
Booker	2	-1	-0.5	5	0
Bates	1	-2	-2.0	-2	0
BEARS	417	1736	4.2	52	6
OPPONENTS	469	1827	3.9	72	15

RECEIVING	No	Yds	Avg	Lg	TD
M. Robinson	55	738	13.4	68	5
Kennison	55	549	10.0	26	2
Booker	47	490	10.4	41	2
Allen	39	291	7.5	26	1
Brooks	26	216	8.3	27	0
Sinceno	23	206	9.0	28	0
Engram	16	109	6.8	25	0
White	10	87	8.7	25	1
Allred	9	109	12.1	25	1
Enis	8	68	8.5	18	0
Bates	4	42	10.5	18	0
Mayes	4	40	10.0	19	0
Dragos	4	28	7.0	10	0
Wells	1	13	13.0	13	0
Milburn	1	8	8.0	8	0
Barnes	1	7	7.0	7	0
Lyman	1	4	4.0	4	0
BEARS	304	3005	9.9	68	12
OPPONENTS	332	3637	11.0	66	25

PUNTING	No	Yds	Avg	Net	TB	In	Lg	B
Aguilar	52	2017	38.8	34.9	4	8	56	0
Bartholomew	44	1607	36.5	32.2	3	12	52	0
BEARS	96	3624	37.8	33.7	7	20	56	0
OPPONENTS	91	3629	39.9	34.7	8	29	59	0

INTS	No	Yds	Avg	Lg	TD
Parrish	3	81	27.0	38	1
W. Harris	2	35	17.5	35	1
Urlacher	2	19	9.5	19	0
McQuarters	1	61	61.0	61	1
Brown	1	35	35.0	35	1
Wells	1	21	21.0	21	0
Azumah	1	2	2.0	2	0
BEARS	11	254	23.1	61	4
OPPONENTS	16	150	9.4	38	1

KO RETURNS	No	Yds	Avg	Lg	TD
Milburn	63	1468	23.3	38	0
Enis	2	30	15.0	19	0
Sinceno	1	12	12.0	12	0
Tucker	1	0	0.0	0	0
Tuinei	1	2	2.0	2	0
BEARS	68	1512	22.2	38	0
OPPONENTS	51	1105	21.7	48	0

PUNT RET.	Ret	FC	Yds	Avg	Lg	TD
Milburn	35	26	300	8.6	25	0
W. Harris	1	1	14	14.0	14	0
BEARS	36	27	314	8.7	25	0
OPPONENTS	36	33	251	7.0	25	0

FGs	1-19	20-29	30-39	40-49	50+
Edinger	1/1	5/5	7/9	6/10	2/2
BEARS	1/1	5/5	7/9	6/10	2/2
OPPONENTS	1/1	6/6	3/8	7/9	1/2
Edinger	(29G, 49G)	(42N) (49N)	(1) (19G, 42N, 47G)	(30N, 38G) (22G) (25G, 33G, 40G) (41G, 37G) (24G)	(34G, 38N, 48G) (39G) (32G, 46G) (24G, 47N) (1) (37G, 50G, 54G)
OPPONENTS	(35G, 38G, 45G) (50N, 23G, 47G) (34N, 41B, 31B) (32B) (42G) (44G) (1) (51G, 29G) (19G)	(27G, 42G, 39N) (33G) (20G, 46N) (1) (40G) (33N, 28G) (41G, 26G)			

DEFENSE	(Top 10)	T	S	A	FF	FR	PD	Sa	Int
Urlacher	165	103	54	0	1	3	8	0	2
Brown	118	77	41	0	1	6	0	0	1
S. Harris	102	71	29	1	0	0	1	0	0
Parrish	101	64	33	2	0	8	2	0	3
Holdman	87	63	23	1	0	0	0	0	0
T. Smith	82	56	25	1	1	8	0	0	0
B. Robinson	77	52	20	0	0	9	4	5	0
Flanigan	64	30	0	0	1	0	4	0	0
Wells	64	29	34	0	0	1	1	0	1
Daniels	55	29	20	0	1	3	6	0	0

SACKS: Urlacher 8.0, Daniels 6.0, B. Robinson 4.5, Flanigan 4.0, Colvin 3.0, Parrish 2.0, F. Smith 2.0, S. Harris 1.0, Wells 1.0, McQuarters 1.0, Tuinei 1.0, Culpepper 1.0, Wilson 1.0, Simmons 0.5
TEAM 36.0, OPPONENTS 34.0

PASSING	Att	Cmp	Yds	Cmp%	Yd/Att	TD	TD%	Int	Int%	Lg	Sack/Lost	Rating
McNow	280	154	1646	55.0	5.88	8	2.9	9	3.2	68	27/169	68.5
Matthews	178	102	964	57.3	5.42	3	1.7	6	3.4	41	5/24	64.0
Miller	82	47	382	57.3	4.66	1	1.2	1	1.2	34	2/7	68.2
Aguilar	1	1	13	100.0	13.00	0	0.0	0	0.0	13	0/0	118.8
Hartsell	1	0	0	0.0	0.00	0	0.0	0	0.0	0	0/0	39.6
BEARS	542	304	3005	56.1	5.54	12	2.2	16	3.0	68	34/200	67.0
OPPONENTS	530	332	3637	62.6	6.86	25	4.7	11	2.1	66	36/230	90.0

USUAL STARTERS				RANKINGS			
Offense		Defense		Team Stats		Bears Avg Rank	
WR.....	Eddie Kennison	RE.....	Phillip Daniels	Total Yards.....	4541.....	283.8.....	23
LT.....	Blake Brockmeyer	RT.....	Mike Wells	Rushing Yards.....	1736.....	108.5.....	21
LG.....	Todd Perry	LT.....	Jim Flanigan	Passing Yards.....	2805.....	175.3.....	23
C.....	Olin Kreutz	LE.....	Bryan Robinson	Points Scored.....	216.....	13.5.....	28
RG.....	Chris Villarrial	WLB.....	Warrick Holdman				
TE.....	James Williams	MLB.....	Brian Urlacher				
RB.....	Kaseem Sinceno	SLB.....	R. Colvin/S. Harris	Total Yards.....	5234.....	327.1.....	16
WR.....	Marcus Robinson	RCB.....	Thomas Smith	Rushing Yards.....	1827.....	114.2.....	19
QB.....	Cade McNown	LCB.....	Walt Harris	Passing Yards.....	3407.....	212.9.....	17
RB.....	James Allen	SS.....	Tony Parrish	Points Scored.....	355.....	22.2.....	20
FB.....	Curtis Enis	FS.....	Mike Brown				

HISTORY

2001 CHICAGO BEARS STATISTICS

Record: 13-3, .813

1st Place, NFC Central

Head Coach: Dick Jauron

09/09 L	6-17	at Baltimore	69,365
09/23 W	17-10	MINNESOTA	66,944
10/07 W	31-3	at Atlanta	47,640
10/14 W	20-13	ARIZONA	66,944
10/21 W	24-0	at Cincinnati	63,408
10/28 W	37-31	at SAN FRANCISCO	66,944
11/04 W	27-21	at CLEVELAND	66,944
11/11 L	12-20	GREEN BAY	66,944
11/18 W	27-24	at Tampa Bay	65,612
11/25 W	13-6	at Minnesota	64,214
12/02 W	13-10	DETROIT	66,944
12/09 L	7-17	at Green Bay	59,869
12/16 W	27-3	TAMPA BAY	66,944
12/23 W	20-15	at Washington	78,884
12/30 W	24-0	at Detroit	76,067
01/06 W	33-13	JACKSONVILLE	66,944
PLAYOFFS			
01/19 L	19-33	PHILADELPHIA	66,944

		Bears	Opp
TOTAL FIRST DOWNS			
Rushing	100	71	
Passing	153	191	
Penalty	24	15	
3rd Down: Made/Att	74/225	80/223	
3rd Down Pct.	32.9	35.9	
4th Down: Made/Att	10/21	4/17	
4th Down Pct.	47.6	23.5	
POSSESSION AVG.			
	30:35	29:25	
TOTAL NET YARDS			
	4694	4978	
Avg. Per Game	293.4	311.1	
Total Plays	1020	1023	
Avg. Per Play	4.6	4.9	
NET YARDS RUSHING			
	1742	1313	
Avg. Per Game	108.9	82.1	
Total Rushes	475	373	
NET YARDS PASSING			
	2952	3665	
Avg. Per Game	184.5	229.1	
Sacked/Yards Lost	17/120	48/294	
Gross Yards	3072	3959	
Att./Comp.	528/315	602/355	
Completion Pct.	59.7	59.0	
Had Intercepted	16	20	
PUNTS/AVERAGE			
	88/42.5	90/40.7	
NET PUNTING AVG.			
	88/37.0	90/32.2	
PENALTIES/YARDS			
	63/622	97/808	
FUMBLES/BALL LOST			
	21/8	34/17	
TOUCHDOWNS			
	37	21	
Rushing	12	6	
Passing	20	12	
Returns	5	3	

PASSING	Att	Cmp	Yds	Cmp%	Yd/Att	TD	TD%	Int	Int%	Lg	Sack/Lost	Rating
Miller	395	228	2299	57.7	5.82	13	3.3	10	2.5	66t	11/72	74.9
Matthews	129	84	694	65.1	5.38	5	3.9	6	4.7	34t	6/48	72.3
Booker	2	1	34	50.0	17.00	1	50.0	0	0.0	34t	0/0	135.4
Johnson	1	1	18	100.0	18.00	0	0.0	0	0.0	18	0/0	118.8
Maynard	1	1	27	100.0	27.00	1	100.0	0	0.0	27t	0/0	158.3
BEARS	528	315	3072	59.7	5.82	20	3.8	16	3.0	66t	17/120	76.0
OPPONENTS	602	355	3959	59.0	6.58	12	2.0	20	3.3	60t	48/294	71.4

Score by Period	1	2	3	4	OT	Tot
BEARS	38	96	71	121	12	338
OPPONENTS	48	31	71	53	0	203

SCORING	TDs:Ru-Pa-RK-PAT	FG	S	Pts			
Edinger	0	0	0	034/ 34	26/31	0	112
Booker	8	0	8	0	0	0	48
Thomas	7	7	0	0	0	0	44
Johnson	4	4	0	0	0	0	24
Terrill	4	0	4	0	0	0	24
Allen	2	1	1	0	0	0	12
Baxter	2	0	2	0	0	0	12
Brown	2	0	2	0	0	0	12
Robinson	2	0	2	0	0	0	12
Urlacher	2	0	1	1	0	0	12
Bates	1	0	1	0	0	0	6
Harris	1	0	0	1	0	0	6
McQuarters	1	0	0	1	0	0	6
Shelton	1	0	1	0	0	0	6
BEARS	37	12	20	534/ 34	26/31	1	338
OPPONENTS	21	6	12	319/ 20	18/28	1	203

2-Pt. Conversions: Thomas, TEAM 1-1, OPPONENTS 1-1.

RUSHING	No	Yds	Avg	Lg	TD
Thomas	278	1183	4.3	46	7
Allen	135	469	3.5	19	1
Johnson	20	99	5.0	34	4
Booker	4	8	2.0	13	0
Matthews	4	5	1.3	3	0
Denson	1	4	4.0	4	0
Milburn	3	3	1.0	4	0
Maynard	1	-10	-10.0	-10	0
Miller	29	-19	-7	3	0
BEARS	475	1742	3.7	46	12
OPPONENTS	373	1313	3.5	29	6

RECEIVING	No	Yds	Avg	Lg	TD
Booker	100	1071	10.7	66t	8
White	45	428	9.5	32	0
Terrill	34	415	12.2	62	4
Allen	30	203	6.8	34t	1
M. Robinson	23	269	11.7	34t	2
Thomas	22	178	8.1	23	0
Baxter	22	148	6.7	19	2
Shelton	12	76	6.3	16	1
Davis	11	68	6.2	14	0
Bates	9	160	17.8	40	1
Milburn	3	9	3.0	7	0
Merritt	2	20	10.0	13	0
Urlacher	1	27	27.0	27t	1
Johnson	1	0	0.0	0	0
BEARS	315	3072	9.8	66t	20
OPPONENTS	355	3959	11.2	60t	12

PUNTING	No	Yds	Avg	Net	TB	Int	Lg	B
Maynard	87	3709	42.6	37.0	8	36	60	0
Edinger	1	34	34.0	34.0	0	1	34	0
BEARS	88	3743	42.5	37.0	8	37	60	0
OPPONENTS	90	3662	40.7	32.2	18	21	56	0

INTS	No	Yds	Avg	Lg	TD
Brown	5	81	16.2	33t	2
Urlacher	3	60	20.0	41	0
McQuarters	3	47	15.7	43	0
Parrish	3	36	12.0	26	0
Colvin	2	22	11.0	14	0
Traylor	1	67	67.0	67	0
Harris	1	45	45.0	39t	1
Azumah	1	14	14.0	14	0
Holdman	1	0	0.0	0	0
BEARS	20	372	18.6	67	3
OPPONENTS	16	187	11.7	97t	1

KO RETURNS	No	Yds	Avg	Lg	TD
Denson	23	534	23.2	37	0
Johnson	14	286	20.4	33	0
Milburn	6	152	25.3	37	0
Azumah	4	65	16.3	23	0
Dogins	1	6	6.0	6	0
Newkirk	1	8	8.0	8	0
Powell	1	1	1.0	1	0
Terrill	1	8	8.0	8	0
BEARS	52	1060	20.4	37	0
OPPONENTS	66	1353	20.5	39	0

PUNT RET.	Ret	FC	Yds	Avg	Lg	TD
Johnson	28	10	255	9.1	35	0
McQuarters	12	1	96	8.0	16	0
Milburn TM	4	3	33	8.3	20	0
Denson	1	0	5	5.0	5	0
Azumah	0	0	16	---	16	0
BEARS	45	14	405	9.0	35	0
OPPONENTS	45	14	327	7.3	32	0

FGs	1-9	20-29	30-39	40-49	50+
Edinger	0/0	6/7	7/8	13/16	0/0
BEARS	0/0	6/7	7/8	13/16	0/0
OPPONENTS	0/0	7/7	5/7	6/14	0/0
Edinger: (20G,43N)()	(37G,47G,38G,41G)(26G,40G)(30G,43G)(46G,26G,39N)(23N)(30G,46G)(39G,37G)(38G)(47G,23G,25G,22G)				
OPPONENTS: (46G,37G)(20G)(44N,44G)(40G,47G)(39N)(44B,30G)(40G,31G)(25C,38G,26G,48N)(44G,21G)(45N,48N,36G,40N)(41N,27G)(25G)(34G,26G)(0)(36B)					

DEFENSE	(Top 10)	T	S	A	FF	FR	PD	SA	Int
Urlacher	148	92	46	1	2	4	6	0	3
Holdman	145	101	39	3	0	0	1.5	1	0
McQuarters	89	57	25	1	1	21	1.0	3	0
Brown	86	48	34	2	1	13	3.0	5	0
Parrish	80	47	28	0	2	7	1.0	3	0
Colvin	79	42	20	2	1	5	10.5	2	0
Robinson	72	39	25	2	1	12	4.5	0	0
Daniels	72	32	23	2	2	10	9.0	0	0
Harris	70	47	22	2	2	10	0.0	1	0
Green	68	46	19	2	0	4	3.0	0	0
SACKS: Colvin 10.5, Daniels 9.0, Urlacher 6.0, B. Robinson 4.5, Brown 3.0, Green 3.0, Azumah 2.0, Boone 2.0, Traylor 2.0, Holdman 1.5, WASHINGTON 1.5, McQuarters 1.0, Newkirk 1.0, Parrish 1.0									
TEAM 48.0, OPPONENTS 17.0									

USUAL STARTERS				RANKINGS			
Offense				Team Stats			
WR.....Dez White	RE.....Phillip Daniels			Total Yards.....	4694.....	293.4.....	267
LT.....Blake Brockmeyer	RT.....Keith Traylor			Rushing Yards.....	1742.....	108.9.....	37
LG.....Rex Tucker	LT.....Ted Washington			Passing Yards.....	2952.....	184.5.....	24
C.....Olin Kreutz	LE.....Bryan Robinson			Points Scored.....	338.....	21.1.....	11
RG.....Chris Villarrial	WLB.....Warrick Holdman			Opp avg rank			
RT.....James Williams	MLB.....Brian Urlacher			Total Yards.....	4978.....	311.1.....	15
TE.....Fred Baxter	SLB.....Rosevelt Colvin			Rushing Yards.....	1313.....	82.1.....	2
WR.....Marty Booker	RCB.....R.W. McQuarters			Passing Yards.....	3665.....	229.1.....	29
QB.....Jim Miller	LCB.....Walt Harris			Points Scored.....	203.....	12.7.....	1
RB.....Anthony Thomas	SS.....Tony Parrish						
FB.....Dalmon Shelton	FS						

2002 CHICAGO BEARS STATISTICS

Record: 4-12, .250
3rd Place, NFC North
Head Coach: Dick Jauron

Score by Period table with columns 1, 2, 3, 4, OT, Tot. BEARS 45 93 61 79 3 281, OPPONENTS 41 148 92 89 9 379

SCORING TDs:Ru-Pa-Rk-PAT FG S Pts table with columns Edinger, Booker, Thomas, White, Davis, M. Robinson, Terrell, Lyman, M. Brown, Lyman, M. Brown, Peterson, Pritchett, BEARS 31 8 22 1 29/29 22/28 0 95, OPPONENTS 38 13 24 1 34/34 37/44 1 281

2-Pt. Conversions: TEAM 0-2, OPPONENTS: 2-3.

RUSHING No Yds Avg Lg TD table with columns Thomas, L. Johnson, Burris, Peterson, Chandler, Maynard, Miller, White, Sauter, Merritt, Pritchett, BEARS 382 1344 3.5 34 8, OPPONENTS 504 2076 4.1 63t 13

RECEIVING No Yds Avg Lg TD table with columns Booker, White, Thomas, M. Robinson, Davis, Pritchett, L. Johnson, Lyman, Merritt, Gilmore, Terrell, Shelton, Baxter, Peterson, BEARS 310 3316 10.7 76t 22, OPPONENTS 335 3782 11.3 85t 24

PUNTING No Yds Avg Net TB In Lg B table with columns Maynard, BEARS 87 3679 42.3 37.4 2 26 75 0, OPPONENTS 78 3260 41.8 34.1 12 24 67 1

INTS No Yds Avg Lg TD table with columns M. Brown, Austin, Moore, McQuarters, Howard, Urlacher, Azumah, BEARS 9 111 12.3 35 0, OPPONENTS 18 258 14.3 72t 1

KO RETURNS No Yds Avg Lg TD table with columns Merritt, L. Johnson, Abdullah, Sutherland, Peterson, White, Shelton, BEARS 83 1762 21.2 63 0, OPPONENTS 61 1361 22.3 67 0

PUNT RET. Ret FC Yds Avg Lg TD table with columns L. Johnson, Merritt, BEARS 38 12 359 9.4 38 0, OPPONENTS 46 19 386 8.4 57 0

FGs 1-19 20-29 30-39 40-49 50+ table with columns Edinger, BEARS 0/0 4/4 5/6 8/10 5/8, OPPONENTS 0/0 17/18 11/13 8/9 1/4, Edinger:(49G,49G,30N)(50N)(31G,25G,58N,25G)(46G,24G)(1)(53G,42G)(1)(30G,53G)(39G,40G,32G)(37G,48G,50G)(35N,22G,40G)(52N)(52G)(53G,48G)(48B)(1), OPPONENTS:(30G,22G,42G)(50N,37G,27G,45N)(1)(48G,49G,39B)(49G,28B,36N,35G,50N)(55N,30G,24G,48G)(44G,24G,24G)(23G,36G,27G,22G)(57G,31G,42G,25G)(1)(22G)(21G,31G,27G)(23G,29G)(42G,28G)(25G)(30G,32G,33G,26G,33G)

DEFENSE (Top 10) T S A FF FR PD Sa Int table with columns Urlacher, Green, M. Brown, Azumah, Colvin, Caldwell, Daniels, Howard, McQuarters, A. Brown, BEARS 35.0, OPPONENTS 44.0

09/08 W 27-23 MINNESOTA 63,226
09/15 W 14-13 at Atlanta 68,081
09/22 L 23-29 NEW ORLEANS 63,216
09/29 L 27-33 ot at Buffalo 72,780
10/07 L 21-34 GREEN BAY 63,226
10/20 L 20-23 at Detroit 60,421
10/27 L 7-25 at Minnesota 64,122
11/03 L 13-19 PHILADELPHIA 54,049
11/10 L 30-33 NEW ENGLAND 63,105
11/18 L 16-21 at St. Louis 66,250
11/24 W 20-17 at DETROIT 62,375
12/01 L 20-30 at Green Bay 64,196
12/09 L 9-27 at Miami 73,609
12/15 W 20-13 NY JETS 62,226
12/22 L 14-24 at Carolina 72,602
12/29 L 0-15 TAMPA BAY 55,832

BEARS OPP
TOTAL FIRST DOWNS 260 328
Rushing 79 110
Passing 156 185
Penalty 25 33
3rd Down: Made/Att 71/210 85/230
3rd Down Pct. 33.8 37.0
4th Down: Made/Att 10/21 9/15
4th Down Pct. 47.6 60.0
POSSESSION AVG. 27:42 32:18
TOTAL NET YARDS 4395 5606
Avg. Per Game 274.7 350.4
Total Plays 969 1086
Avg. Per Play 4.5 5.2
NET YARDS RUSHING 1344 2076
Avg. Per Game 84.0 128.8
Total Rushes 382 504
NET YARDS PASSING 3051 3530
Avg. Per Game 190.7 220.6
Sacked/Yards Lost 44/265 35/252
Gross Yards 3316 3782
Att./Comp. 543/310 547/335
Completion Pct. 57.1 61.2
Had Intercepted 18 9
PUNTS/AVERAGE 87/42.3 78/41.8
NET PUNTING AVG. 87/37.4 78/34.1
PENALTIES/YARDS 95/864 115/935
FUMBLES/BALL LOST 29/17 35/19
TOUCHDOWNS 31 38
Rushing 8 13
Passing 22 24
Returns 1 1

PASSING Att Cmp Yds Cmp% Yd/Att TD TD% Int Int% Lg Sack/Lost Rating
Miller 314 180 1944 57.3 6.19 13 4.1 9 2.9 54 16/101 77.5
Chandler 161 103 1023 64.0 6.35 4 2.5 4 2.5 76t 23/144 79.8
Burriss 51 18 207 35.3 4.06 3 5.9 5 9.8 45t 4/20 28.4
Sauter 9 6 59 66.7 6.56 0 0.0 0 0.0 31 0/0 85.0
Booker 5 1 44 20.0 8.80 1 20.0 0 0.0 44t 0/0 103.3
Johnson 1 1 27 100.0 27.0 0 0.0 0 0.0 27 1/0 118.8
Maynard 1 1 12 100.0 12.00 1 100.0 0 0.0 12t 0/0 156.3
Urlacher 1 0 0 0.00 0.00 0 0.0 0 0.0 0/0 39.6
BEARS 543 310 3316 57.1 6.11 22 4.1 18 3.3 76t 44/265 74.8
OPPONENTS 547 335 3782 61.2 6.91 24 4.4 9 1.6 85t 35/252 89.7

USUAL STARTERS

Offense Defense table with columns WR..... Dez White RE..... Alex Brown, LT..... Mike Gandy RT..... Keith Traylor, LG..... Kevin Diggins LT..... Bryan Robinson, C..... Olin Kreutz LE..... Phillip Daniels, RG..... Chris Villarrial WLB..... Bobbie Howard, RT..... James Williams MLB..... Brian Urlacher, TE..... John Davis SLB..... Rosevelt Colvin, WR..... Marty Booker RCB..... Jerry Azumah, QB..... Jim Miller LCB..... R.W. McQuarters, RB..... Anthony Thomas SS..... Mike Green, FB..... Daimon Shelton FS..... Mike Brown

RANKINGS

Team Stats Bears Avg Rank table with columns Total Yards 4395.274.7 29, Rushing Yards 1344.184.0 32, Passing Yards 3051.190.7 24, Points Scored 281.17.6 27, Opp Avg Rank table with columns Total Yards 5606.350.4 25, Rushing Yards 2076.129.8 26, Passing Yards 3530.220.6 24, Points Scored 379.23.7 25

2003 CHICAGO BEARS STATISTICS

Record: 7-9, .438
3rd Place, NFC North
Head Coach: Dick Jauron

Date	Result	Opponent	Score
09/07	L	San Francisco	67.554
09/14	L	Minnesota	64.144
09/29	L	GREEN BAY	61.500
10/05	W	OAKLAND	61.099
10/12	L	at New Orleans	68.390
10/19	L	at Seattle	65.671
10/26	W	DETROIT	61.428
11/02	W	SAN DIEGO	61.500
11/09	L	at Detroit	61.492
11/16	L	ST. LOUIS	61.820
11/23	W	at Denver	75.540
11/30	W	ARIZONA	61.550
12/07	L	at Green Bay	70.458
12/14	W	MINNESOTA	61.804
12/21	W	WASHINGTON	61.719
12/28	L	at Kansas City	78.413

	Bears	Opp.
TOTAL FIRST DOWNS	264	289
Rushing	104	104
Passing	143	156
Penalty	17	29
3rd Down: Made/Att	77/228	84/213
3rd Down Pct.	33.8	39.4
4th Down: Made/Att	15/23	6/15
4th Down Pct.	65.2	40.0
POSSESSION AVG.	29:39	30:21
TOTAL NET YARDS	4380	4947
Avg. Per Game	273.8	309.2
Total Plays	1001	992
Avg. Per Play	4.4	5.0
NET YARDS RUSHING	1763	1865
Avg. Per Game	110.2	116.6
Total Rushes	443	449
NET YARDS PASSING	2617	3082
Avg. Per Game	163.6	192.6
Sacked/Yards Lost	43/288	18/105
Gross Yards	2905	3187
Att./Comp.	515/271	525/326
Completion Pct.	52.6	62.1
Had Intercepted	20	15
PUNTS/AVERAGE	81/40.2	76/40.4
NET PUNTING AVG.	81/34.6	76/33.3
PENALTIES/YARDS	92/806	93/746
FUMBLES/BALL LOST	25/9	19/5
TOUCHDOWNS	29	36
Rushing	13	13
Passing	12	20
Returns	4	3

	PASSING	Att	Cmp	Yds	Cmp%	Yd/Att	TD	TD%	Int	Int%	Lg	Sack/Lost	Rating
Stewart	251	126	1418	50.2	5.65	7	2.8	12	4.8	61t	25/146	56.8	
Chandler	192	107	1050	55.7	5.47	3	1.6	7	3.6	37	14/101	61.3	
Grossman	72	38	437	52.8	6.07	2	2.8	1	1.4	59t	4/41	74.8	
BEARS	515	271	2905	52.6	5.64	12	2.3	20	3.9	61t	43/288	61.0	
OPPONENTS	525	326	3187	62.1	6.07	20	3.8	15	2.9	51	18/105	79.9	

Score by Period	1	2	3	4	OT	Total
BEARS	46	76	53	108	0	283
OPPONENTS	69	109	50	118	0	346

SCORING	TDs:Ru-Pa-R K-PAT	FG	S	Pts			
Edinger	0	0	0	0	27/27 26/36	0	105
Thomas	6	6	0	0		0	36
Booker	4	0	4	0		0	24
Stewart	3	3	0	0		1	20
White	3	0	3	0		0	18
Azumah	2	0	2	0		0	12
Clark	2	0	2	0		0	12
Forsey	2	2	0	0		0	12
Gage	2	0	2	0		0	12
Pritchett	2	2	0	0		0	12
Briggs	1	0	1	0		0	6
McQuarters	1	0	0	1		0	6
Terrill	1	0	1	0		0	6
Chandler	0	0	0	0		1	2
BEARS	29	13	12	4	27/27 26/36	2	283
OPPONENTS	36	13	20	3	31/33 31/38	3	346

2-Pt Conversions: TEAM 1-1, OPPONENTS: 3-3.

RUSHING	No	Yds	Avg	Lg	TD
Thomas	244	1024	4.2	67t	6
Stewart	59	290	4.9	25	3
Forsey	50	191	3.8	17	2
Peterson	22	70	3.2	10	0
Pritchett	21	93	4.4	18	2
Abdullah	18	37	2.1	10	0
Chandler	14	35	2.5	11	0
Wade	5	14	2.8	6	0
White	2	13	6.5	12	0
Terrill	1	4	4.0	4	0
Maynard	1	0	0.0	0	0
Yanell	1	0	0.0	0	0
Grossman	3	-1	-0.3	0	0
Booker	3	-7	-2.3	1	0
BEARS	443	1763	4.0	67t	13
OPPONENTS	449	1865	4.2	60t	13

RECEIVING	No	Yds	Avg	Lg	TD
Booker	52	715	13.8	61t	4
White	49	583	11.9	49	3
Clark	44	433	9.8	31	2
Terrill	43	361	8.4	35	1
Pritchett	18	83	4.6	20	0
Gage	17	338	19.9	57	2
Wade	12	137	11.4	24	0
Lyman	11	80	7.3	12	0
Thomas	9	36	4.0	9	0
Abdullah	8	55	6.9	17	0
Merritt	3	50	16.7	25	0
Forsey	3	37	12.3	22	0
Peterson	1	5	5.0	5	0
Kreutz	1	-8	-8.0	-8	0
BEARS	271	2905	10.7	61t	12
OPPONENTS	326	3187	9.8	51	20

PUNTING	No	Yds	Avg	Net	TB	In	Lg	B
Maynard	79	3258	41.2	34.6	9	23	53	2
BEARS	81	3258	40.2	34.6	9	23	53	2
OPPONENTS	76	3073	40.4	33.3	4	21	62	0

INTS	No	Yds	Avg	Lg	TD
Azumah	4	44	11.0	25	0
Tillman	4	27	6.8	32	0
McQuarters	2	72	36.0	43	0
M. Brown	2	0	0.0	0	0
Briggs	1	45	45.0	45t	1
Green	1	3	3.0	3	0
A. Brown	1	0	0.0	0	0
BEARS	15	191	12.7	45t	1
OPPONENTS	20	390	19.5	90t	2

KO RETURNS	No	Yds	Avg	Lg	TD
Azumah	41	1191	29.0	89t	2
Merritt	20	405	20.3	35	0
Abdullah	5	62	12.4	17	0
Tafoya	4	55	13.8	19	0
Gilmore	3	25	8.3	11	0
BEARS	73	1738	23.8	89t	2
OPPONENTS	64	1367	21.4	96t	1

PUNT RET.	Ret	FC	Yds	Avg	Lg	TD
McQuarters	17	12	452	12.2	60t	1
Wade	2	1	9	4.5	10	0
BEARS	39	13	461	11.8	60t	1
OPPONENTS	36	13	277	7.7	35	0

FGs	1-19	20-29	30-39	40-49	50+
Edinger	1/1	4/4	9/13	9/14	3/4
BEARS	1/1	4/4	9/13	9/14	3/4
OPPONENTS	0/0	12/12	12/14	6/9	1/3
Edinger ()	(4)2G, 4B, 41N(34N)(33G, 23G, 54G, 47G)	(44N, 43N()	(38G, 22G, 46N(19G, 30N, 33N, 45G)	(52N, 48G)	
OPPONENTS	(22G, 29G, 28G, 24G, 26G)(23G, 53N)(34G)(36G, 39G, 32G, 33G, 47B, 49G)(38N, 50G, 30G)(50N, 45G)(46N)(24G, 25G, 30G, 48G)(41G, 44G, 31G)(40N)(32G)(24G, 38G, 35G, 45G)(22G)(27G, 31N)(38G)				

DEFENSE (Top 10)	T	S	A	FF	FR	PD	Sa	Int
Urlacher	153	112	41	0	0	3	2.5	0
Azumah	90	65	25	0	0	10	1.0	4
Tillman	89	64	25	1	0	14	1.0	4
Briggs	81	62	19	0	0	5	0.0	1
M. Brown	81	57	24	0	0	6	0.0	2
A. Brown	79	61	18	2	1	4	5.5	1
Holdman	79	56	23	1	0	0	0.0	0
Daniels	64	46	18	1	0	4	2.5	0
Gray	62	42	20	1	0	1	6.0	0
Green	48	31	17	0	0	3	0.5	1
SACKS:	A. Brown 5.5, Daniels 2.5, Urlacher 2.5, Haynes 2.0, Azumah 1.0, Boone 1.0, Gray 1.0, Robinson 1.0, Tillman 1.0, Green 0.5							
TEAM:	18.0, OPPONENTS: 43.0							

USUAL STARTERS		RANKINGS	
Offense	Defense	Team Stats	Bears
WR..... Dez White	RE..... Alex Brown	Total Yards.....	4380..... 273.8..... 28
LT..... Mike Gandy	RT..... Bryan Robinson	Rushing Yards.....	1763..... 110.2..... 18
LG..... Steve Edwards	LT..... Keith Traylor	Passing Yards.....	2617..... 163.6..... 30
C..... Olin Kreutz	LE..... Phillip Daniels	Points Scored.....	283..... 17.7..... 23
RG..... Chris Villarrial	WLB..... Warrick Holdman		
RT..... Aaron Gibson	MLB..... Brian Urlacher	Opp	Avg
TE..... Desmond Clark	SLB..... Lance Briggs	Total Yards.....	4947..... 309.2..... 14
WR..... Marty Booker	RCB..... Jerry Azumah	Rushing Yards.....	1865..... 116.6..... 16
QB..... Kordell Stewart	LCB..... Charles Tillman	Passing Yards.....	3082..... 192.6..... 13
RB..... Anthony Thomas	SS..... Bobby Gray	Points Scored.....	346..... 18.1..... 15
FB..... Stanley Pritchett	FS..... Mike Brown		

HISTORY

2004 CHICAGO BEARS STATISTICS

Record: 5-11, .312
4th Place, NFC North
Head Coach: Lovie Smith

09/12 L 16-20	DETROIT	61,535
09/19 W 21-10	at Green Bay	70,688
09/26 L 22-27	at Minnesota	64,663
10/03 L 9-19	PHILADELPHIA	61,894
10/17 L 10-13	WASHINGTON	61,945
10/24 L 7-19	at Tampa Bay	65,550
10/31 W 23-13	SAN FRANCISCO	62,054
11/07 W 28-21	at NY Giants	78,786
11/14 W 19-17	ot at Tennessee	68,932
11/21 L 10-41	INDIANAPOLIS	61,908
11/25 L 7-21	at Dallas	64,026
12/05 W 24-14	MINNESOTA	62,051
12/12 L 3-22	at Jacksonville	67,522
12/19 L 5-24	HOUSTON	62,172
12/26 L 13-19	at Detroit	61,924
01/02 L 14-31	GREEN BAY	62,197

Bears		Opp
TOTAL FIRST DOWNS	230	302
Rushing	84	109
Passing	121	165
Penalty	25	28
3rd Down: Made/Att	56/223	67/220
3rd Down Pct.	25.1	30.5
4th Down: Made/Att	6/19	4/15
4th Down Pct.	31.6	26.7
POSSESSION AVG.	28:20	31:40
TOTAL NET YARDS	3816	5390
Avg. Per Game	238.5	336.9
Total Plays	967	1046
Avg. Per Play	3.9	5.2
NET YARDS RUSHING	1624	2050
Avg. Per Game	101.5	128.1
Total Rushes	430	496
NET YARDS PASSING	2192	3340
Avg. Per Game	137.0	208.8
Sacked/Yards Lost	66/449	35/173
Gross Yards	2641	3513
Att./Comp.	471/249	515/287
Completion Pct.	52.9	55.7
Had Intercepted	16	17
PUNTS/AVERAGE	110/42.6	92/40.4
NET PUNTING AVG.	110/38.3	92/30.2
PENALTIES/YARDS	124/956	120/914
FUMBLES/BALL LOST	35/21	21/12
TOUCHDOWNS	26	36
Rushing	10	9
Passing	9	23
Returns	7	4

	PASSING		Yds	Cmp%	Yd/Att	TD	TD%	Int	Int%	Lg	Sack/Lost	Rating
	Att	Cmp										
Hutchinson	161	92	903	57.1	5.61	4	2.5	3	1.9	63	23/160	73.6
Krenzel	127	59	718	46.5	5.65	3	2.4	6	4.7	49t	23/158	52.5
Quinn	98	51	413	52.0	4.21	1	1.0	3	3.1	32	15/109	53.7
Grossman	84	47	607	56.0	7.23	1	1.2	3	3.6	40	5/22	67.9
Edinger	1	0	0	0.0	0.00	0	0.0	0	0.0	0	0/0	39.6
BEARS	471	249	2641	52.9	5.61	9	1.9	16	3.4	63	66/449	61.7
OPPONENTS	515	287	3513	55.7	6.82	23	4.5	17	3.3	69	35/173	78.1

Score by Period	1	2	3	4	OT	Tot
BEARS	34	80	36	79	2	231
OPPONENTS	78	117	50	86	0	331

SCORING	TDs:Ru-Pa-RK-PAT	FG	5 Pts				
Edinger	0	0	0	22/22	15/24	0	105
T. Jones	7	7	0	0	0	0	42
Berrian	2	0	2	0	0	0	12
B. Johnson	2	0	2	0	0	0	12
McKie	2	0	2	0	0	0	12
McQuarters	2	0	2	0	0	0	12
Thomas	2	2	0	0	0	0	12
Azumah	1	0	0	1	0	0	6
Briggs	1	0	0	1	0	0	6
M. Brown	1	0	0	1	0	0	6
Clark	1	0	1	0	0	0	6
Grossman	1	1	0	0	0	0	6
Haynes	1	0	0	1	0	0	6
Lyman	1	0	1	0	0	0	6
Terrell	1	0	1	0	0	0	6
Vasher	1	0	0	1	0	0	6
Krenzel	0	0	0	0	0	2	2
Ogunleye	0	0	0	0	0	1	2
BEARS	26	10	9	72/22	15/24	3	231
OPPONENTS	36	9	23	45/35	26/36	1	331

2-PT. Conversions: Krenzel, TEAM 1-4, OPPONENTS: 0-1.

RUSHING	No	Yds	Avg	Lg	TD
T. Jones	240	948	4.0	54	7
Thomas	122	404	3.3	41t	2
Wade	12	76	6.3	14	0
Grossman	11	48	4.4	8	1
Krenzel	18	41	2.3	12	0
Quinn	3	35	11.7	23	0
Berrian	8	28	3.5	25	0
Peterson	6	19	3.2	13	0
Hutchinson	6	14	2.3	11	0
Terrell	3	10	3.3	20	0
McKie	1	1	1.0	1	0
BEARS	430	1624	3.8	54	10
OPPONENTS	496	2050	4.1	40	9

RECEIVING	No	Yds	Avg	Lg	TD
T. Jones	56	427	7.6	45	0
Terrell	42	699	16.6	63	1
Wade	42	481	11.5	40	0
Clark	24	282	11.8	31	1
Thomas	17	132	7.8	30	0
Berrian	15	225	15.0	49t	2
B. Johnson	14	55	3.9	14	2
McKie	13	70	5.4	15t	2
Gage	12	156	13.0	32	0
Lyman	11	73	6.6	13	1
Peterson	2	30	15.0	30	0
Gilmore	1	11	11.0	11	0
BEARS	249	2641	10.6	63	9
OPPONENTS	287	3513	12.2	69	23

PUNTING	No	Yds	Avg	Net	TB	In	Lg	B
Maynard	108	4638	42.9	38.7	5	34	58	0
Edinger	2	53	26.5	18.0	0	1	30	0
BEARS	110	4691	42.6	38.3	5	35	58	0
OPPONENTS	92	3713	40.4	32.0	13	18	57	0

INTS	No	Yds	Avg	Lg	TD
Vasher	5	177	35.4	71t	1
Azumah	4	128	32.0	70t	1
McQuarters	2	85	42.5	45t	1
Green	2	0	0.0	0	0
Haynes	1	45	45.0	45t	1
Urlacher	1	42	42.0	42	0
Briggs	1	38	38.0	38t	1
Gray	1	31	31.0	31	0
BEARS	17	546	32.1	71t	5
OPPONENTS	16	222	13.9	45	1

KO RETURNS	No	Yds	Avg	Lg	TD
Azumah	42	924	22.0	73	0
Berrian	17	385	22.6	41	0
D. Jones	6	112	18.7	23	0
McKie	3	65	21.7	25	0
Peterson	3	57	19.0	22	0
McQuarters	2	46	23.0	37	0
B. Johnson	1	18	18.0	18	0
BEARS	74	1607	21.7	73	0
OPPONENTS	54	1160	21.5	43	0

PUNT RET.	Ret	FC	Yds	Avg	Lg	TD
McQuarters	44	13	435	9.9	75t	1
Berrian	2	2	10	5.0	12	0
Gage	0	0	56	--	56	0
Gray	0	0	9	--	9	0
BEARS	46	15	510	11.1	75t	1
OPPONENTS	57	21	380	6.7	29	0

FGs	1-19	20-29	30-39	40-49	50+
Edinger	0/0	6/7	2/5	4/7	3/5
BEARS	0/0	6/7	2/5	4/7	3/5
OPPONENTS	0/0	11/11	6/8	7/11	2/6
Edinger:(27B)(45N)(34G,23G,39N,32G)(25G)(46G)(52G,45G,53N,27G)(22G,21G)(39N,29G)(51G)(48N)(53G,52N)(47N,42G)(39N,43G)(0)					
OPPONENTS :(27G,21G)(25G,45N)(46N,42G,24G)(51G,42G,42G,40G,39N,45N)(41G,26G)(22G,22G)(48G,51G,50N)(1)(58N,33G,52B)(34G,20G)(52N)(38N)(30G,25G)(42N,20G)(31G,39G,34G,40G)(20G)					

DEFENSE	(Top 10)	T	S	A	FF	FR	PD	SA	Int
Briggs	168	112	56	0	4	5	0.5	1	0
Green	132	84	48	1	0	11	1.5	2	0
Urlacher	105	57	48	2	0	3	5.5	1	0
Hillenmeyer	90	50	40	1	1	1	2.5	0	0
McQuarters	80	59	21	0	1	8	2.0	0	0
Scott	77	41	36	1	1	2	2.0	0	0
A. Brown	73	43	30	2	1	4	6.0	0	0
T. Johnson	72	53	19	0	1	4	0.0	0	0
Harris	58	33	25	1	0	0	3.5	0	0
Azumah	56	45	11	3	0	7	1.5	4	0
SACKS: A. Brown 6.0, Urlacher 5.5, Ogunleye 5.0, Harris 3.5, Boone, 2.5, Hillenmeyer 2.5, Haynes 2.0, Scott 2.0, Azumah 1.5, Green 1.5, Idonije 1.0, Worell 1.0, Briggs 0.5, Ta. Johnson 0.5									
TEAM: 35.0, OPPONENTS: 66.0									

HISTORY

USUAL STARTERS

Offense	Defense
WR..... David Terrell	RE..... Alex Brown
LT..... Qasim Mitchell	RT..... Ian Scott
LG..... Ruben Brown	LT..... Tommie Harris
C..... Olin Kreutz	LE..... Adewale Ogunleye
RT..... Steve Edwards	WLB.... Lance Briggs
RG..... John Tait	MLB.... Brian Urlacher
TE..... Desmond Clark	SLB.... Hunter Hillenmeyer
WR..... Bobby Wade	RCB.... Jerry Azumah
QB..... Chad Hutchinson	LCB.... Charles Tillman
RB..... Thomas Jones	SS..... Mike Green
FB..... Bryan Johnson	FS..... Todd Johnson

RANKINGS

Team Stats	Bears	Avg	Rank
Total Yards.....	3816.....	238.5.....	32
Rushing Yards.....	1624.....	128.1.....	125
Passing Yards.....	2192.....	137.0.....	32
Points Scored.....	231.....	14.4.....	32
Opp	Avg	Rank	
Total Yards.....	5390.....	336.9.....	21
Rushing Yards.....	2050.....	138.1.....	25
Passing Yards.....	3340.....	208.8.....	15
Points Scored.....	331.....	20.7.....	13

2005 CHICAGO BEARS STATISTICS

Record: 11-5, .688
1st Place, NFC North
Head Coach: Lovie Smith

Table with columns: Date, Day, Score, Opponent, Location, Points

Score by Period table with columns: 1, 2, 3, 4, OT, Tot

SCORING TDs:Ru-Pa-RK-PAT FG S Pts

Scoring table with columns: Player, TDs, Rushing, Passing, Receiving, PAT, FG, S, Pts

BEARS 28 11 11 6 26/27 22/31 0 260
OPPONENTS 20 9 10 1 19/20 21/29 0 202

RUSHING No Yds Avg Lg TD

Rushing table with columns: Player, No, Yds, Avg, Lg, TD

RECEIVING No Yds Avg Lg TD

Receiving table with columns: Player, No, Yds, Avg, Lg, TD

PUNTING table with columns: Player, No, Yds, Avg, Net, TB, In, Lg, B

INTS No Yds Avg Lg TD

Interceptions table with columns: Player, No, Yds, Avg, Lg, TD

KO RETURNS No Yds Avg Lg TD

Kickoff Returns table with columns: Player, No, Yds, Avg, Lg, TD

PUNT RET. Ret FC Yds Avg Lg TD

Punt Returns table with columns: Player, Ret, FC, Yds, Avg, Lg, TD

FGs 1-19 20-29 30-39 40-49 50+

Field Goals table with columns: Player, 1-19, 20-29, 30-39, 40-49, 50+

Briens (48C, 48N, 36N) (39N) 000000000000

Briens table with columns: Player, (48C, 48N, 36N) (39N) 000000000000

DEFENSE (Top 10) T S A FF FR PD Sa Int

Defense table with columns: Player, T, S, A, FF, FR, PD, Sa, Int

Summary statistics table with columns: Bears, Opp

PASSING table with columns: Player, Att, Cmp, Yds, Cmp%, Yd/Att, TD, TD%, Int, Int%, Lg, Sack/Lost, Rating

USUAL STARTERS and RANKINGS tables

HISTORY

2006 CHICAGO BEARS STATISTICS

Record: 13-3, .812
1st Place, NFC North
Head Coach: Lovie Smith

09/10 W 26-0 at Green Bay 70,918
09/17 W 34-7 DETROIT 62,181
09/24 W 19-16 at Minnesota 63,754
10/01 W 37-6 SEATTLE 62,225
10/08 W 40-7 BUFFALO 62,206
10/16 W 24-23 at Arizona 63,977
10/29 W 41-10 SAN FRANCISCO 62,200
11/05 L 13-31 MIAMI 62,206
11/12 W 38-20 at NY Giants 78,641
11/19 W 10-0 at NY Jets 77,632
11/26 L 13-17 at New England 68,756
12/03 W 23-13 MINNESOTA 62,221
12/11 W 42-27 at St. Louis 66,234
12/17 W 34-31 at TAMPA BAY 62,260
12/24 W 26-21 at Detroit 60,665
12/31 L 7-26 GREEN BAY 62,287

PLAYOFFS

01/14 W 27-24 at SEATTLE 62,184
01/21 W 39-14 NEW ORLEANS 61,817
02/04*L 17-29 Indianapolis 74,512

*Super Bowl XLI at Dolphin Stadium in Miami

Bears		Opp	
TOTAL FIRST DOWNS	300	258	
Rushing	103	77	
Passing	161	159	
Penalty	36	22	
3rd Down: Made/Att	85/231	74/239	
3rd Down Pct.	36.8	31.0	
4th Down: Made/Att	9/13	10/16	
4th Down Pct.	69.2	62.5	
POSSESSION AVG.	30:34	29:26	
TOTAL NET YARDS	5199	4706	
Avg. Per Game	324.9	294.1	
Total Plays	1042	1023	
Avg. Per Play	5.0	4.6	
NET YARDS RUSHING	1918	1590	
Avg. Per Game	119.9	99.4	
Total Rushes	503	402	
NET YARDS PASSING	3281	3116	
Avg. Per Game	205.1	194.8	
Sacked/Yards Lost	25/165	40/272	
Gross Yards	3446	3388	
Att./Comp.	514/282	581/328	
Completion Pct.	54.9	56.5	
Had Intercepted	22	24	
PUNTS/AVERAGE	77/44.2	100/43.7	
NET PUNTING AVG.	77/37.6	100/35.2	
PENALTIES/YARDS	112/923	132/1084	
FUMBLES/BALL LOST	26/14	32/20	
TOUCHDOWNS	47	29	
Rushing	14	7	
Passing	24	18	
Returns	9	4	

PASSING	Att	Cmp	Yds	Cmp%	Yd/Att	TD	TD%	Int	Int%	Lg	Sack/Lost	Rating
Grossman	480	262	3193	54.6	6.65	23	4.8	20	4.2	62	27/142	73.9
Griese	32	18	220	56.3	6.88	1	3.1	2	6.3	75t	3/22	62.0
Jones	1	1	-4	100.0	-4.00	0	0.0	0	0.0	-4	1/1	79.2
Maynard	1	1	37	100.0	37.00	0	0.0	0	0.0	37	0/0	118.8
BEARS	514	282	3446	54.9	6.70	24	4.7	22	4.3	75t	25/165	73.5
OPPONENTS	581	328	3388	56.5	5.83	18	3.1	24	4.1	64t	40/272	66.5

Score by Period	1	2	3	4	OT	Tot
BEARS	73	140	101	110	3	427
OPPONENTS	47	71	48	89	0	255

SCORING	TDs:Ru-Pa-Rk-PAT	FG	S	Pts				
Could	0	0	0	0	47/47	32/36	0	143
Benson	6	6	0	0	0	0	0	36
Berrian	6	0	6	0	0	0	0	36
Clark	6	0	6	0	0	0	0	36
Hester	6	0	0	6	0	0	0	36
Jones	6	6	0	0	0	0	0	36
Muhammad	5	0	5	0	0	0	0	30
Bradley	3	0	3	0	0	0	0	18
Davis	2	0	2	0	0	0	0	12
Gilmore	2	0	2	0	0	0	0	12
Peterson	2	2	0	0	0	0	0	12
M. Brown	1	0	0	1	0	0	0	6
R. Manning	1	0	0	1	0	0	0	6
Tillman	1	0	0	1	0	0	0	6
Ta. Johnson	0	0	0	0	0	1	2	2
BEARS	47	14	24	9	47/47	32/36	1	427
OPPONENTS	29	7	18	4	27/28	18/27	0	255

2-Pt. Conversions: TEAM 0-0, OPPONENTS: 0-1.

RUSHING	No	Yds	Avg	Lg	TD
Jones	296	1210	4.1	30t	6
Benson	157	647	4.1	30	6
Peterson	10	41	4.1	11	2
McKie	8	18	2.3	7	0
Berrian	2	5	2.5	5	0
Grossman	24	2	0.1	22	0
Griese	6	-5	-0.8	0	0
BEARS	503	1918	3.8	30t	14
OPPONENTS	402	1590	4.0	53	7

RECEIVING	No	Yds	Avg	Lg	TD
Muhammad	60	863	14.4	40	5
Berrian	51	775	15.2	62	6
Clark	45	626	13.9	33	6
Jones	36	154	4.3	21	0
McKie	25	162	6.5	26	0
Davis	22	303	13.8	31	2
Bradley	14	282	20.1	75t	3
Benson	8	54	6.8	22	0
Peterson	6	88	14.7	37	0
Gilmore	6	38	6.3	18	2
Gage	4	68	17.0	34	0
Reid	4	37	9.3	19	0
Grossman	1	-4	-4.0	-4	0
BEARS	282	3446	12.2	75t	24
OPPONENTS	328	3388	10.3	64t	18

PUNTING	No	Yds	Avg	Net	TB	In	Lg	B
Maynard	77	3404	44.2	37.6	7	24	65	0
BEARS	77	3404	44.2	37.6	7	24	65	0
OPPONENTS	100	4368	43.7	35.2	12	23	67	0

INTS	No	Yds	Avg	Lg	TD
R. Manning	5	113	22.6	54t	1
Tillman	5	32	6.4	13	0
Urlacher	3	38	12.7	36	0
Vasher	3	11	3.7	7	0
D. Manning	2	26	13.0	15	0
A. Brown	2	22	11.0	18	0
C. Harris	2	19	9.5	16	0
Briggs	2	18	9.0	18	0
BEARS	24	524	21.8	54t	1
OPPONENTS	22	321	14.6	55t	4

KO RETURNS	No	Yds	Avg	Lg	TD
Davis	32	573	23.5	42	0
Hester	20	528	26.4	96t	2
Peterson	3	49	16.3	25	0
D. Manning	1	20	20.0	20	0
McClover	1	9	9.0	9	0
McKie	1	11	11.0	11	0
Muhammad	1	3	3.0	3	0
BEARS	59	1373	23.3	96t	2
OPPONENTS	83	1730	20.8	35	0

PUNT RET.	Ret	FC	Yds	Avg	Lg	TD
Hester	47	12	600	12.8	84t	3
Berrian	2	0	7	3.5	7	0
Wesley	1	0	0	0.0	0	0
BEARS	50	12	607	12.1	84t	3
OPPONENTS	98	14	367	9.7	48	0

FGs	1-19	20-29	30-39	40-49	50+
Gould	0/0	6/6	14/16	12/14	0/0
BEARS	0/0	6/6	14/16	12/14	0/0
OPPONENTS	0/0	9/9	2/5	6/9	1/4
Gould(40G,39G,28G,30G)(32G,45G)					
(41G,24G,31G,49G)(36G,20G,41G)					
(42G,43G,32G,41G)(23G)(43G,36G)(38G,38G)					
(49G)(20G)(45B,46G,32G)(37N,49N)					
(38G,37N,25G)(36G,36G,39G,44G)(0)					
OPPONENTS:(53N)(40N)(31G,26G,41G)(23G,24G)					
(1)(52N,41G,28G,29G,40N)(23G)(37B,20G)					
(33N,46G,40G,52N)(1)(52G)(23G,30G)(48N)(45G)					
(0)(32N,25G,46G)					

DEFENSE	(Top 10)	T	S	A	FF	FR	PD	SA	Int
Urlacher	185	93	92	1	1	8	0	0	3
Briggs	176	117	59	4	1	9	1.0	2	
Tillman	88	67	21	1	1	11	0.0	5	
D. Manning	80	46	34	4	1	5	0.0	2	
A. Brown	71	44	27	3	2	2	7.0	2	
Hillenmeyer	68	32	36	0	1	3	0.0	0	
Ogunleye	58	34	24	1	3	1	6.5	0	
R. Manning	55	41	14	1	0	5	2.0	5	
C. Harris	54	42	12	0	0	2	0.0	2	
Anderson	48	35	13	4	1	2	12.0	0	
SACKS: Anderson 12.0, A. Brown 7.0, Ogunleye 6.5, T. Harris 5.0, Ta. Johnson 3.5, Boone 2.0, R. Manning 2.0, Briggs 1.0, Worell 1.0									
TEAM: 40.0, OPPONENTS: 25.0									

USUAL STARTERS

Offense		Defense	
WR.....Muhsin Muhammad		RE.....Alex Brown	
LT.....John Tait		RT.....Tank Johnson	
LG.....Ruben Brown		LT.....Tommie Harris	
C.....Olin Kreutz		LE.....Adewale Ogunleye	
RG.....Roberto Garza		WLB.....Lance Briggs	
RT.....Fred Miller		MLB.....Brian Urlacher	
TE.....Desmond Clark		SLB.....Hunter Hillenmeyer	
WR.....Bernard Berrian		RCB.....Nathan Vasher	
QB.....Rex Grossman		LCB.....Charles Tillman	
RB.....Thomas Jones		SS.....Mike Brown	
FB.....Jason McKie		FS.....Daniele Manning	

RANKINGS

Team Stats	Bears	Avg	Rank
Total Yards.....	5199.....	324.9.....	15
Rushing Yards.....	1918.....	119.9.....	15
Passing Yards.....	3281.....	205.1.....	14
Points Scored.....	427.....	26.7.....	2t
Opp	Avg	Rank	
Total Yards.....	4706.....	294.1.....	6
Rushing Yards.....	1590.....	99.4.....	6
Passing Yards.....	3116.....	194.8.....	11
Points Scored.....	255.....	15.9.....	3

HISTORY

2007 CHICAGO BEARS STATISTICS

Record: 7-9, .438

**4th Place, NFC North
Head Coach: Lovie Smith**

Date	Result	Opponent	Score
09/09 L	3-14	at San Diego	67,837
09/16 W	20-10	KANSAS CITY	62,095
09/23 L	10-34	DALLAS	62,099
09/30 L	27-37	at Detroit	60,811
10/07 W	27-20	at Green Bay	70,904
10/14 L	31-34	MINNESOTA	62,174
10/21 W	19-16	at Philadelphia	67,806
10/28 L	7-16	DETROIT	62,171
11/11 W	17-6	at Oakland	62,715
11/18 L	23-30	at Seattle	68,249
11/25 W	37-34	ot DENVER	62,148
12/02 L	16-21	NY GIANTS	62,244
12/06 L	16-24	at Washington	82,213
12/17 L	13-20	at Minnesota	63,800
12/23 W	35-7	GREEN BAY	62,272
12/30 W	33-25	NEW ORLEANS	62,064

Score by Period	1	2	3	4	OT	Tot
BEARS	46	97	85	103	3	334
OPPONENTS	33	110	68	137	0	348

SCORING TDS:Ru-Pa-RK-PAT FG S Pts

Gould	0	0	0	0	33	33/36	0	126
Hester	8	0	2	6	0	0	0	48
Berrian	5	0	5	0	0	0	0	30
Benson	4	4	0	0	0	0	0	24
Clark	4	0	4	0	0	0	0	24
Muhammad	3	0	3	0	0	0	0	18
Peterson	3	3	0	0	0	0	0	18
Olsen	2	0	2	0	0	0	0	14
Bradley	1	0	1	0	0	0	0	6
Graham	1	0	0	1	0	0	0	6
McKie	1	1	0	0	0	0	0	6
St. Clair	1	0	1	0	0	0	0	6
Ulricher	1	0	0	1	0	0	0	6

BEARS 34 8 18 8 33/33/31/36 1 334
OPPONENTS 39 17 19 3 35/35/25/33 0 348

2-Pt. Conversions: Olsen, TEAM 1-1.
OPPONENTS: 2-2.

RUSHING No Yds Avg Lg TD

Benson	196	674	3.4	43t	4
Peterson	151	510	3.4	21	3
Wolfe	31	85	2.7	25	0
Griese	13	28	2.2	9	0
Grossman	14	27	1.9	12	0
McKie	6	17	2.8	6	1
Orton	5	-1	-2	1	0
Hester	7	-10	-1.4	5	0

BEARS 423 1330 3.1 43t 8
OPPONENTS 454 1967 4.3 73t 17

RECEIVING No Yds Avg Lg TD

Berrian	71	951	13.4	59t	5
Peterson	51	420	8.2	30	0
Clark	44	545	12.4	52	4
Muhammad	40	570	14.3	44	3
Olsen	39	391	10.0	31	2
Hester	20	299	15.0	81t	2
Davis	17	165	9.7	36	0
Benson	17	123	7.2	19	0
Wolfe	9	117	13.0	33	0
McKie	9	33	3.7	10	0
Bradley	6	71	11.8	19t	1
Gilmore	3	14	4.7	7	0
St. Clair	1	2	2.0	2t	1

BEARS 327 3701 11.3 81t 18
OPPONENTS 343 3953 11.5 71 19

PUNTING	No	Yds	Avg	Net	TB	In	Lg	B
Maynard	88	3682	41.8	37.4	9	27	56	0
Johnson	4	199	49.8	39.3	1	1	60	0
Gould	2	53	26.5	26.5	0	1	28	0

BEARS 94 3934 41.9 37.2 10 29 60
OPPONENTS 943808 40.5 32.3 6 23 64 3

INTS No Yds Avg Lg TD

Ulricher	5	101	20.2	85t	1
Tillman	3	24	8.0	20	0
D. Manning	2	33	16.5	33	0
McGowan	2	5	2.5	5	0
Vasher	1	34	34.0	34	0
M. Brown	1	27	27.0	27	0
A. Brown	1	7	7.0	7	0
Archuleta	1	4	4.0	4	0

BEARS 16 235 14.7 85t 1
OPPONENTS 21 285 13.6 64t 2

KO RETURNS No Yds Avg Lg TD

Hester	43	934	21.7	97t	2
Davis	12	168	14.0	34	0
Gilmore	3	25	8.3	15	0
D. Manning	3	61	20.3	21	0
Peterson	3	17	5.7	14	0
Idonije	2	2	1.0	2	0
Wolfe	1	27	27.0	27	0

BEARS 67 1234 18.4 97t 2
OPPONENTS 71 1370 19.3 65 1

PUNT RET. Ret FC Yds Avg Lg TD

Hester	42	6	651	15.5	89t	4
Idonije	1	0	0	0.0	0	0
McGowan	1	0	0	0.0	0	0

BEARS 44 6 651 14.8 89t 4
OPPONENTS 40 19 236 5.9 25 0

FGs 1-19 20-29 30-39 40-49 50+

Gould	0/0	7/7	12/13	12/14	0/2
-------	-----	-----	-------	-------	-----

BEARS 0/0 7/7 12/13 12/14 0/2
OPPONENTS 0/0 7/9 6/9 9/12 3/3

Gould:(27G)(47G,38G)(20G)(52B,49G,41G)(44G,36G)(32G)(39N,31G,22G,41G,45G)(40N)(32G,53N)(31G,47G,48G)(24G,44G,39G)(35G,46G,41G)(48B,30G,22G,21G)(29G,47G)(31G,35G)(39G)

OPPONENTS:(33B)(45G,48B)(30G,23B,44G)(49G,39B)(37G,37G)(48G,55G)(24G,33G,37G)(26G,52G,29N,20G)(37G,52G)(44N,40G,23G,46G)(23G,22G)(0)(47N,37N,23G)(42G,48G,0)(48G)

DEFENSE (Top 10) T S A FF FR PD Sa Int

Ulricher	158	98	60	2	5	5.0	5
Briggs	140	80	62	1	1	0.0	0
Hillenmeyer	101	60	41	1	1	2.0	0
D. Manning	98	70	28	0	0	2.0	2
Tillman	83	64	19	4	0	5.0	3
McGowan	80	52	28	1	1	1.0	2
Ogunleye	70	38	32	6	3	3.0	0
Archuleta	64	45	19	0	1	1.0	1
A. Brown	58	20	38	2	2	5.0	1
R. Manning, Jr	51	36	15	0	1	0.0	0

SACKS:Ogunleye 9.0, Harris 8.0, Anderson 5.0, Ulricher 5.0, A. Brown 4.5, Archuleta 2.0, Briggs 2.0, R. Manning 1.0, Vasher 1.0, Walker 1.0, Williams 1.0, Team 1.0, Adams 0.5
TEAM: 41.0, **OPPONENTS:** 43.0

PASSING	Att	Cmp	Yds	Cmp%	Yd/Att	TD	TD%	Int	Int%	Lg	Sack/Lost	Rating
Griese	262	161	1803	61.5	6.88	10	3.8	12	4.6	81t	15/114	75.6
Grossman	225	122	1411	54.2	6.27	4	1.8	7	3.1	59t	25/198	66.4
Orton	80	43	478	53.8	5.98	3	3.8	2	2.5	55t	2/12	73.9
Gould	1	0	0	0.0	0.0	0	0.0	0	0.0	0	0/0	39.6
Peterson	1	1	9	100.0	9.00	1	100.0	0	0.0	9t	0/0	143.8
Hester	0	0	0	0.0	0.0	0	0.0	0	0.0	0	1/15	0.0

BEARS 569 327 3701 57.5 6.50 18 3.2 21 3.7 81t 43/339 72.2
OPPONENTS 541 343 3953 63.4 7.31 19 3.5 16 3.0 71 41/245 84.7

USUAL STARTERS						RANKINGS							
Offense			Defense			Team Stats		Bears		Avg		Rank	
WR.....	Muhsin Muhammad	RE.....	Mark Anderson	Total Yards.....	4692	293.3	27					
LT.....	John Taft	RT.....	Anthony Adams	Rushing Yards.....	1330	83.1	30				
LG.....	Ruben Brown	LT.....	Tommie Harris	Passing Yards.....	3362	210.1	15				
C.....	Olin Kreutz	LE.....	Adewale Ogunleye	Points Scored.....	334	20.9	18t				
RG.....	Roberto Garza	WLB.....	Lance Briggs										
RT.....	Fred Miller	MLB.....	Brian Urlacher										
TE.....	Desmond Clark	SLB.....	Hunter Hillenmeyer										
WR.....	Bernard Berrian	RCB.....	Trumaine McBride										
QB.....	Rex Grossman	LCB.....	Charles Tillman										
RB.....	Cedric Benson	SS.....	Adam Archuleta										
FB.....	Jason McKie	FS.....	Daniele Manning										

2008 CHICAGO BEARS STATISTICS

Record: 9-7, .563

2nd Place, NFC North
Head Coach: Lovie Smith

09/07 W 29-13	at Indianapolis	66,822
09/14 L 17-20	at Carolina	73,828
09/21 L 24-27	at TAMPA BAY	62,051
09/28 W 24-20	PHILADELPHIA	62,099
10/05 W 34-7	at Detroit	59,790
10/12 L 20-22	at Atlanta	64,096
10/19 W 48-41	MINNESOTA	62,235
11/02 W 27-23	DETROIT	62,188
11/09 L 14-21	TENNESSEE	62,124
11/16 L 3-37	at Green Bay	71,040
11/23 W 27-3	at St. Louis	61,994
11/30 L 14-34	at Minnesota	63,722
12/07 W 23-10	JACKSONVILLE	61,736
12/11 W 27-24	at NEW ORLEANS	61,692
12/22 W 20-17	at GREEN BAY	62,151
12/28 L 24-31	at Houston	70,838

Score by Period		1	2	3	4	OT	Tot
BEARS		109	101	88	71	6	375
OPPONENTS		47	128	72	100	3	350

SCORING		TDs:Ru-Pa-RK-PAT	FG	S	Pts		
Gould	0	0	0	0	41/41 26/29	0	119
Forté	12	8	4	0	0	72	
Olsen	5	0	5	0	0	30	
Lloyd	3	0	2	1	0	20	
R. Davis	3	0	2	1	0	18	
Hester	3	0	3	0	0	18	
McKie	3	2	1	0	0	18	
Orton	3	3	0	0	0	18	
Booker	2	0	2	0	0	12	
Grossman	2	2	0	0	0	12	
Bowman	1	0	0	1	0	6	
Briggs	1	0	0	1	0	6	
Clark	1	0	1	0	0	6	
Manning	1	0	1	0	0	6	
Tillman	1	0	1	0	0	6	
Wolfe	1	0	1	0	0	6	
Ogunleye	0	0	0	0	0	2	
BEARS	42	15	20	7	41/41 26/29	375	
OPPONENTS	39	16	21	2	38/39 26/33	350	

2-Pt. Conversions: Lloyd, TEAM 1-1.
OPPONENTS: 0-0.

Bears		Opp
TOTAL FIRST DOWNS	264	314
Rushing	98	93
Passing	153	208
Penalty	13	13
3rd Down: Made/Att	78/219	81/232
3rd Down Pct.	35.6	34.9
4th Down: Made/Att	6/14	10/21
4th Down Pct.	42.9	47.6
POSSESSION AVG.	28:07	31:53
TOTAL NET YARDS	4734	5355
Avg. Per Game	295.9	334.7
Total Plays	991	1087
Avg. Per Play	4.8	4.9
NET YARDS RUSHING	1673	1496
Avg. Per Game	104.6	93.5
Total Rushes	434	437
NET YARDS PASSING	3061	3859
Avg. Per Game	191.3	241.2
Sacked/Yards Lost	29/168	28/217
Gross Yards	3229	4076
Att./Comp.	528/304	622/383
Completion Pct.	57.6	61.6
Had Intercepted	14	22
PUNTS/AVERAGE	96/41.2	83/42.5
NET PUNTING AVG.	96/38.1	83/37.4
PENALTIES/YARDS	78/610	100/827
FUMBLES/BALL LOST	19/13	17/10
TOUCHDOWNS	42	39
Rushing	15	16
Passing	20	21
Returns	7	2

RUSHING		No	Yds	Avg	Lg	TD
Forté	316	1238	3.9	50t	8	
Jones	34	109	3.2	16	0	
Peterson	20	100	5.0	16	0	
Wolfe	15	69	4.6	38	0	
Hester	6	61	10.2	20	0	
Orton	24	49	2.0	12	3	
McKie	11	26	2.4	6	2	
Davis	3	14	4.7	17	0	
Grossman	3	4	1.3	2	2	
Booker	1	3	3.0	3	0	
Davis	1	0	0.0	0	0	
BEARS	434	1673	3.9	50t	15	
OPPONENTS	437	1496	3.4	59	16	

RECEIVING		No	Yds	Avg	Lg	TD
Forté	63	477	7.6	19	4	
Olsen	54	574	10.6	52	5	
Hester	51	665	13.0	65t	3	
Clark	41	367	9.0	35	1	
Davis	35	445	12.7	36	2	
Lloyd	26	364	14.0	32	2	
Booker	14	211	15.1	51t	2	
McKie	11	64	5.8	12	1	
Peterson	6	45	7.5	19	0	
Jones	2	5	2.5	3	0	
Davis	1	12	12.0	12	0	
BEARS	304	3229	10.6	65t	20	
OPPONENTS	383	4076	10.6	99t	21	

PASSING		Att	Cmp	Yds	Cmp%	Yd/Att	TD	TD%	Int	Int%	Lg	Sack/Lost	Rating
Orton	465	272	2972	58.5	6.39	18	3.9	12	2.6	65t	27/160	79.6	
Grossman	62	32	257	51.6	4.15	2	3.2	2	3.2	29	2/8	59.7	
Maynard	1	0	0	0.0	0.0	0	0.0	0	0.0	0	0/0	39.6	
BEARS	528	304	3229	57.6	6.12	20	3.8	14	2.7	65t	29/168	77.1	
OPPONENTS	622	383	4076	61.6	6.55	21	3.4	22	3.5	99t	28/217	77.2	

PUNTING		No	Yds	Avg	Net	TB	In	Lg	B
Maynard		96	3957	41.2	38.1	5	40	67	0
BEARS	96	3957	41.2	38.1	5	40	67	0	0
OPPONENTS	83	3525	42.5	37.4	8	22	65	2	2

INTS		No	Yds	Avg	Lg	TD
Payne	4	147	36.8	50	0	
Tillman	3	52	17.3	26t	1	
Briggs	3	12	4.0	9	0	
Urlacher	2	11	5.5	11	0	
M. Brown	2	0	0.0	0	0	
Steltz	1	44	44.0	44	0	
Manning	1	42	42.0	42	0	
Graham	1	6	6.0	6	0	
Bowman	1	0	0.0	0	0	
McBride	1	0	0.0	0	0	
Ogunleye	1	0	0.0	0	0	
Vasher	1	0	0.0	0	0	
A. Brown	1	-2	-2.0	-2	0	
BEARS	22	312	14.2	50	1	
OPPONENTS	14	219	15.6	45t	1	

KO RETURNS		No	Yds	Avg	Lg	TD
Manning	36	1070	29.7	83t	1	
Hester	31	679	21.9	51	0	
Wolfe	5	98	19.6	33	0	
McKie	2	38	19.0	20	0	
K. Davis	1	13	13.0	13	0	
R. Davis	1	10	10.0	10	0	
Peterson	1	11	11.0	11	0	
BEARS	77	1919	24.9	83t	1	
OPPONENTS	68	1656	24.4	85	0	

PUNT RET.		Ret	FC	Yds	Avg	Lg	TD
Hester	32	14	198	6.2	25	0	
Vasher	6	1	46	7.7	18	0	
Bennett	1	0	17	17.0	17	0	
BEARS	39	15	261	6.7	25	0	
OPPONENTS	36	27	203	5.6	31	0	

FGs		1-9	20-29	30-39	40-49	50+									
Gould	0/0	6/6	12/12	8/11	0/0	0/0									
BEARS	0/0	6/6	12/12	8/11	0/0	0/0									
OPPONENTS	0/0	8/8	8/10	8/12	2/3	0/0									
Gould:	(41G, 25G)	(26G)	(40G, 43G, 28G, 49N)	(41G)	(37G, 45G)	(36G, 32G)	(26G, 42B, 48G)	(36G, 41G)	(48B)	(35G)	(43G, 38G)	(22G, 36G, 35G)	(28G, 35G)	(31G, 38G)	(37G)
OPPONENTS:	(39G, 34G)	(37G, 45G)	(35G, 21G)	(50N, 47N, 24G, 31G)	(29G, 48G, 32G, 41G, 33N, 48G)	(42G, 23G)	(52G)	(49N)	(53G, 33G, 45G)	(40N, 43G)	(23G, 27G)	(42G)	(30G)	(46N, 28G, 38B)	(22G)

DEFENSE		(Top 10)	T	S	A	FF	FR	PD	Sa	Int														
Briggs	136	83	53	1	2	7	0.5	3	0	1														
Payne	129	73	56	0	0	5	1.0	4	0	1														
Urlacher	107	69	38	0	1	6	0.0	2	0	2														
M. Brown	101	63	38	0	0	4	1.0	2	0	0														
Graham	93	73	20	1	1	6	0.0	1	0	0														
Tillman	91	79	12	4	0	16	0.0	3	0	0														
Ogunleye	58	34	24	0	0	4	5.0	1	0	0														
Roach	40	25	15	0	0	1	0.0	0	0	0														
Dvoracek	40	16	24	0	0	1	0.0	0	0	0														
A. Brown	39	19	20	1	1	1	6.0	1	0	0														
SACKS:	A. Brown	6.0	Harris	5.0	Ogunleye	5.0	Idonije	3.5	Harrison	2.0	Anderson	1.0	M. Brown	1.0	Hillenmeyer	1.0	Manning	1.0	Payne	1.0	Team	1.0	Briggs	0.5
TEAM:	28.0	OPPONENTS:	29.0																					

USUAL STARTERS

Offense		Defense	
WR..... Rashied Davis	RE Alex Brown	DE Dusty Dvoracek	NT Tommie Harris
LT John St. Clair	DE Adegale Ogunleye	LB Lance Briggs	MLB..... Brian Urlacher
LG..... Josh Beekman	DT Charles Tillman	WR..... Nick Roach	SLB..... Corey Graham
C..... Olin Kreutz	LB Kevin Payne	RCB..... Charles Tillman	LSB..... Charles Tillman
RG Roberto Garza	FS..... Mike Brown	QB Kyle Orton	SS..... Kevin Payne
RT John Tait		RB Matt Forté	
TE..... Desmond Clark		FB..... Jason McKie	
WR..... Brandon Lloyd			
QB Kyle Orton			
RB Matt Forté			
FB..... Jason McKie			

RANKINGS

Team Stats			Bears			Opp		
Total Yards	4734	295.9	26	5355	334.7	21	1496	93.5
Rushing Yards	1673	104.6	21	1496	93.5	5	3859	241.2
Passing Yards	3061	191.3	21	3859	241.2	30	350	21.9
Points Scored	375	23.4	14t	350	21.9	16t		

2009 CHICAGO BEARS STATISTICS

Record: 7-9, .438
3rd Place, NFC North
Head Coach: Lovie Smith

Date	Opponent	Result	Score
09/13	L 15-21	at Green Bay	70,920
09/20	W 17-14	PITTSBURGH	62,231
09/27	W 25-19	at Seattle	67,938
10/04	W 48-24	DETROIT	62,192
10/18	L 14-21	at Atlanta	68,082
10/25	L 10-45	at Cincinnati	64,900
11/01	W 30-6	CLEVELAND	62,262
11/08	L 21-41	ARIZONA	62,309
11/12	L 6-10	at San Francisco	69,732
11/22	L 20-24	PHILADELPHIA	62,421
11/29	L 10-36	at Minnesota	63,854
12/06	W 17-9	ST. LOUIS	61,892
12/13	L 14-21	GREEN BAY	62,214
12/20	L 7-31	at Baltimore	71,011
12/28	W 36-30	ot MINNESOTA	62,479
01/03	W 37-23	at Detroit	56,677

Score by Period	1	2	3	4	OT	Tot
BEARS	36	106	85	94	6	327
OPPONENTS	96	112	69	98	0	375

SCORING	Tds:Ru-Pa-RK-PAT	FG	S	Pts
Gould	0 0 0 0	33/33	24/28	105
Olsen	8 0 0 0	0	0	48
Knox	6 0 5 1	0	0	36
Forté	4 4 0 0	0	0	26
Aromashodu	4 0 0 0	0	0	24
Bennett	3 0 2 1	0	0	20
K. Davis	3 0 3 0	0	0	18
Hester	3 0 3 0	0	0	18
Clark	2 0 2 0	0	0	12
Cutler	1 1 0 0	0	0	6
Tillman	1 0 1 0	0	0	6
Wolfe	1 1 0 0	0	0	6
Manning	0 0 0 0	1	2	0

BEARS 36 6 27 3 33/33/24/28 1 327
OPPONENTS 43 14 29 0 38/40/25/33 0 375
2-Pt. Conversions: Bennett, Forté, TEAM 2-2,
 OPPONENTS: 2-3.

RUSHING	No	Yds	Avg	Lg	TD
Forté	258	929	3.6	61	4
Bell	40	220	5.5	72	0
Cutler	40	173	4.3	30	1
Wolfe	22	120	5.5	36	0
Peterson	7	51	7.3	15	0
Hester	6	-1	-0.3	7	0

BEARS 373 1492 4.0 72 6
OPPONENTS 467 2022 4.3 62t 14

RECEIVING	No	Yds	Avg	Lg	TD
Olsen	60	612	10.2	41	8
Hester	57	757	13.3	48	3
Forté	57	471	8.3	37	0
Bennett	54	717	13.3	71	2
Knox	45	527	11.7	68	5
Aromashodu	24	298	12.4	39t	4
Clark	19	145	7.6	26	2
K. Davis	9	75	8.3	18	3
R. Davis	5	35	7.0	10	0
McKie	5	13	2.6	8	0
Wolfe	2	12	6.0	12	0
Peterson	2	11	5.5	7	0
Bell	1	4	4.0	4	0

BEARS 340 3677 10.8 71 27
OPPONENTS 341 3654 10.7 50t 29

PUNTING	No	Yds	Avg	Net	TB	In	Lg	B
Maynard	77	3191	41.4	37.4	2	26	66	0
BEARS	77	3191	41.4	37.4	2	26	66	0
OPPONENTS	71	3026	42.6	36.3	6	21	61	0

INTS	No	Yds	Avg	Lg	TD
Bowman	6	67	11.2	39	0
Tillman	2	35	17.5	21t	1
Manning	1	35	35.0	35	0
Harris	1	6	6.0	6	0
Vasher	1	1	1.0	1	0
Briggs	1	0	0.0	0	0
Hillenmeyer	1	0	0.0	0	0

BEARS 13 144 11.1 39 1
OPPONENTS 27 365 13.5 67 0

KO RETURNS	No	Yds	Avg	Lg	TD
Knox	32	927	29.0	102t	1
Manning	28	744	26.6	59	0
R. Davis	9	114	12.7	22	0
Hester	7	156	22.3	44	0
Bennett	2	40	20.0	22	0
Aromashodu	1	18	18.0	18	0
Idonijie	1	0	0.0	0	0

BEARS 80 1999 25.0 102t 1
OPPONENTS 64 1552 24.3 62t 0

PUNT RET.	Ret	FG	Yds	Avg	Lg	TD
Hester	24	5	187	7.8	33	0
Bennett	14	2	143	10.2	49t	1
Knox	1	0	0	0.0	0	0

BEARS 39 7 330 8.5 49t 1
OPPONENTS 34 14 272 8.0 53 0

FGs	1-19	20-29	30-39	40-49	50+
Gould	0/0	9/9	6/6	7/10	2/3
BEARS	0/0	9/9	6/6	7/10	2/3
OPPONENTS	0/0	6/6	8/12	8/12	3/3

Gould:(47G,21G)(44G)(53N,37G)(52G,22G)() (22G)(37G,29G,32G)(48B)(50G,38G)(45G,28G,28G,49G,48B)(38G)(27G)() (22G,42G,41G,45N)(44G,28G,34G)
OPPONENTS:(49N,52G,39G)(38N,43N)(46G,37G,43N,34N,39G,46G)(35G)() (29G)() (43G,30G)(39N,21G)(25G)(52G,37G,20G)(20G,48G,50G)(33G,26G,42N)(30N,40G)(41G)(42G,48G,32G)

DEFENSE	(Top 10)	T	S	A	FF	FR	PD	Sa	Int
Briggs	147	97	50	0	0	2	2.5	1	0
Hillenmeyer	105	62	43	4	1	6	2.5	1	0
Tillman	86	64	22	6	1	7	0	2	0
Roach	82	47	35	3	1	4	2.0	0	0
Manning	77	54	23	2	2	3	1.0	1	0
Bowman	75	56	19	1	0	6	0.0	0	6
Afalava	70	45	25	1	1	6	2.0	0	0
Payne	60	41	19	0	0	5	0.0	0	0
Williams	49	31	18	0	0	2	0.0	0	0
A. Adams	42	18	24	0	2	1	2.0	0	0

SACKS: Ogunleye 6.5, A. Brown 6.0, Anderson 3.5, Briggs 2.5, Idonijie 2.5, Harris 2.5, Hillenmeyer 2.5, A. Adams 2.0, Afalava 2.0, Roach 2.0, Harrison 1.0, Manning 1.0, Team 1.0
TEAM: 35.0, OPPONENTS: 35.0

PASSING	Att	Cmp	Yds	Cmp%	Yd/Att	TD	INT	Int%	Lg	Sack/Lost	Rating	
Cutler	555	336	3666	60.5	6.61	27	4.9	26	4.7	71	35/204	76.8
Hanie	7	3	11	42.9	1.57	0	0.0	14.3	5	0/0	10.7	
Maynard	1	1	0	100.0	0.00	0	0.0	0.0	0	0/0	79.2	

BEARS 563 340 3677 60.4 6.53 27 4.8 27 4.8 71 35/204 75.6
OPPONENTS 531 341 3654 64.2 6.88 29 5.5 13 2.4 50t 35/272 92.3

USUAL STARTERS			RANKINGS		
Offense	Defense	Team Stats	Bears	Avg	Rank
WR..... Earl Bennett	RE..... Alex Brown	Total Yards.....	4965	310.3	23
LT..... Orlando Pace	NT..... Anthony Adams	Rushing Yards.....	1492	93.3	29
LG..... Frank Omiyale	DT..... Tommie Harris	Passing Yards.....	3473	217.1	17
C..... Olin Kreutz	LE..... Adewale Ogunleye	Points Scored.....	327	20.4	19
RG..... Roberto Garza	WLB..... Lance Briggs				
RT..... Chris Williams	MLB..... Hunter Hillenmeyer	Opp	5404	337.8	17
TE..... Greg Olsen	SLB..... Nick Roach	Avg	2022	126.4	23
WR..... Devin Hester	RCB..... Zackary Bowman	Rank	3382	211.4	13
QB..... Jay Cutler	LCB..... Charles Tillman	Points Scored.....	375	23.4	21t
RB..... Matt Forté	SS..... Al Afalava				
FB..... Jason McKie	FS..... Danieal Manning				

2010 CHICAGO BEARS STATISTICS

Record: 11-5, .688

1st Place, NFC North

Head Coach: Lovie Smith

Date	Time	Opponent	Score
09/12	W 19-14	DETROIT	62,080
09/19	W 27-20	at Dallas	85,168
09/27	W 20-17	GREEN BAY	62,179
10/03	L 3-17	at NY Giants	77,716
10/10	W 23-6	at Carolina	73,464
10/17	L 20-23	SEATTLE	62,137
10/24	L 14-17	WASHINGTON	62,155
11/07	W 22-19	at Buffalo*	50,746
11/14	W 27-13	MINNESOTA	62,206
11/18	W 16-0	at Miami	68,752
11/28	W 30-15	PHILADELPHIA	62,147
12/05	W 24-20	at Detroit	58,119
12/12	L 7-36	NEW ENGLAND	62,347
12/20	W 40-14	at Minnesota	40,504
12/26	W 38-34	NY JETS	62,310
01/02	L 3-10	at Green Bay	70,833
PLAYOFFS			
01/16	W 35-24	SEATTLE	62,265
01/23	L 14-21	GREEN BAY	62,377

* at Toronto

	Bears	Opp
TOTAL FIRST DOWNS	263	282
Rushing	76	88
Passing	163	183
Penalty	24	11
3rd Down: Made/Att	64/195	75/216
3rd Down Pct.	32.8	34.7
4th Down: Made/Att	2/7	6/13
4th Down Pct.	28.6	46.2
POSSESSION AVG.	29:31	30:29
TOTAL NET YARDS	4631	5029
Avg. Per Game	289.4	314.3
Total Plays	936	1002
Avg. Per Play	4.9	5.0
NET YARDS RUSHING	1616	1441
Avg. Per Game	101.0	90.1
Total Rushes	414	386
NET YARDS PASSING	3015	3588
Avg. Per Game	188.4	224.3
Sacked/Yards Lost	56/382	34/232
Gross Yards	3397	3820
Att./Comp.	466/276	582/363
Completion Pct.	59.2	62.4
Had Intercepted	21	21
PUNTS/AVERAGE	83/40.1	88/40.6
NET PUNTING AVG.	83/35.2	88/32.6
PENALTIES/YARDS	91/768	93/790
FUMBLES/BALL LOST	19/10	37/14
TOUCHDOWNS	37	32
Rushing	10	14
Passing	23	14
Returns	4	4

PASSING	Att	Cmp	Yds	Cmp% Yd/Att	TD	TD%	Int	Int%	Lg	Sack/Lost	Rating	
Cutler	432	261	3274	60.4	7.6	23	5.3	16	3.7	89t	52/352	86.3
Collins	27	10	68	37.0	2.5	0	0.0	5	18.5	19	2/15	5.9
Hanie	7	5	55	71.4	7.9	0	0.0	0	0.0	26	2/15	94.3
BEARS	466	276	3397	59.2	7.3	23	4.9	21	4.5	89t	56/382	79.5
OPPONENTS	582	363	3820	62.4	6.6	14	2.4	21	3.6	59t	34/232	74.4

Score by Period	1	2	3	4	OT	Tot
BEARS	88	95	84	67	0	334
OPPONENTS	68	111	54	53	0	286

SCORING	TDs:Ru-Pa-RK-PAT	FG	5	Pts					
Gould	0	0	0	35/35	25/30	0	110		
Forté	9	6	3	0	0	56			
Hester	7	0	4	3	0	42			
Olsen	5	0	5	0	0	30			
Knox	5	0	5	0	0	30			
Bennett	3	0	3	0	0	18			
Taylor	3	3	0	0	0	18			
Manumaleuna	1	0	1	0	0	6			
R. Davis	1	0	1	0	0	6			
Cutler	1	1	0	0	0	6			
K. Davis	1	0	1	0	0	6			
Moore	1	0	0	1	0	6			
BEARS	37	10	23	4	35/35	25	30	0	334
OPPONENTS	32	14	14	4	29	31	21	27	286

2-Pt. Conversions: Forté, TEAM 1-2.
OPPONENTS: 0-1.

RUSHING	No	Yds	Avg	Lg	TD
Forté	237	1069	4.5	68t	6
Taylor	112	267	2.4	24	3
Cutler	50	232	4.6	25	1
Hester	7	30	4.3	11	0
Bennett	2	9	4.5	5	0
Wolfe	4	8	2.0	7	0
Knox	1	2	2.0	2	0
Hanie	1	-1	-1.0	-1	0
BEARS	414	1616	3.9	68t	10
OPPONENTS	386	1441	3.7	45	14

RECEIVING	No	Yds	Avg	Lg	TD
Knox	51	960	18.8	67t	5
Forté	51	547	10.7	89t	3
Bennett	46	561	12.2	48	3
Olsen	41	404	9.9	39t	5
Hester	40	475	11.9	39	4
Taylor	20	139	7.0	18	0
Aromashodu	10	149	14.9	34	0
R. Davis	9	84	9.3	21	1
Manumaleuna	5	43	8.6	16	1
K. Davis	1	19	19.0	19t	1
Clark	1	12	12.0	12	0
Williams	1	4	4.0	4	0
BEARS	276	3397	12.3	89t	23
OPPONENTS	363	3820	10.5	59t	14

PUNTING	No	Yds	Avg	Net	TD	In	Lg	B
Maynard	83	3326	40.1	35.2	5	24	56	0
BEARS	83	3326	40.1	35.2	5	24	56	0
OPPONENTS	88	3569	40.6	32.6	7	30	58	0

INTS	No	Yds	Avg	Lg	TD
Tillman	5	127	25.4	56	0
C. Harris	5	69	13.8	39	0
D. Moore	4	95	23.8	54t	1
Briggs	2	1	0.5	1	0
Peppers	2	1	0.5	1	0
Jennings	1	39	39.0	39	0
Manning	1	0	0.0	0	0
Urlacher	1	0	0.0	0	0
BEARS	21	332	15.8	56	1
OPPONENTS	21	247	11.8	92t	2

KO RETURNS	No	Yds	Avg	Lg	TD
Manning	33	816	24.7	62	0
Hester	12	427	35.6	79	0
Knox	8	182	22.8	42	0
R. Davis	5	70	14.0	32	0
K. Davis	1	2	2.0	2	0
BEARS	59	1497	25.4	79	0
OPPONENTS	59	1404	23.8	60	0

PUNT RET.	Ret	FC	Yds	Avg	Lg	TD
Hester	33	10	564	17.1	89t	3
BEARS	33	10	564	17.1	89t	3
OPPONENTS	39	10	303	7.8	62t	1

FGs	1-19	20-29	30-39	40-49	50+
Gould	1/1	9/9	8/9	4/7	3/4
BEARS	1/1	9/9	8/9	4/7	3/4
OPPONENTS	0/0	9/9	7/11	3/4	2/3

Gould:(20G,31C)(38G,40G)(49N,25G,19G)
(40C)(28G,53G,43C)(34G,24G,54B)(1)(42N)(43N,34G,37G)(47G,50G,20C)(23C)(54G)(1)(29G,23G,34G,20C)(37G,35N)(30G)
OPPONENTS:(1)(28G,44N,48C)(38G,37B)(22G,38N)(24G,51N,53G)(1)(46G,37N)(1)(36G,39N,33G)(1)(45G,36G,22G,36G)(50G,25G)(30G,25G,29G)(1)(26G,34G)(23G)

DEFENSE (Top 10)	T	S	A	FF	FR	PD	Sa	Int
Urlacher	146	90	56	2	3	13	4	0
Briggs	121	75	46	2	1	7	2	0
Tillman	101	66	35	3	2	11	0	5
C. Harris	96	57	39	0	2	2	0	5
Manning	85	55	30	0	0	5	0	1
Jennings	66	41	25	1	1	9	0	1
Tinoisamao	51	22	29	1	1	1	1	0
Peppers	50	33	17	3	0	7	8	2
Idonije	46	25	21	3	0	5	8	0
D. Moore	44	29	15	1	0	3	1	0

Sacks: Idonije 8.0, Peppers 8.0, Urlacher 4.0, Melton 2.5, Adams 2.0, Toeaina 2.0, Briggs 2.0, T. Harris 1.5, Wootton 1.0, D. Moore 1.0, Tinoisamao 1.0, Iwuh 1.0
TEAM: 34.0, **OPPONENTS:** 56.0

HISTORY

USUAL STARTERS											
Offense						Defense					
WR.....	Johnny Knox	RE.....	Julius Peppers	Team Stats	Bears	Avg	Rank	Total Yards.....	4631.....	289.4.....	30
LT.....	Frank Omiyale	NT.....	Anthony Adams	Rushing Yards.....	1616.....	101.0.....	22	Passing Yards.....	3015.....	188.4.....	28
LG.....	Chris Williams	DT.....	Matt Toeaina	Points Scored.....	334.....	20.9.....	21				
C.....	Olin Kreutz	LE.....	Israel Idonije								
RG.....	Robert Garza	MLB.....	Lance Briggs								
RT.....	J'Marcus Webb	MLB.....	Brian Urlacher								
TE.....	Greg Olsen	SLB.....	Pisa Tinoisamao	Total Yards.....	5029.....	314.3.....	9	Rushing Yards.....	1441.....	90.1.....	2
WR.....	Devin Hester	RCB.....	Charles Tillman	Passing Yards.....	3588.....	224.3.....	20	Points Scored.....	286.....	17.9.....	4
QB.....	Jay Cutler	LCB.....	Tim Jennings								
RB.....	Matt Forté	SS.....	Daniel Manning								
FB.....	Brandon Manumaleuna	FS.....	Chris Harris								

2011 CHICAGO BEARS STATISTICS

Record: 8-8, .500

3rd Place, NFC North

Head Coach: Lovie Smith

09/11	W	30-12	ATLANTA	62,115
09/18	L	13-30	at New Orleans	73,019
09/25	L	17-27	GREEN BAY	62,339
10/02	W	34-29	CAROLINA	62,135
10/10	L	13-24	at Detroit	67,861
10/16	W	39-10	MINNESOTA	62,322
10/23	W	24-18	vs. Tampa Bay*	76,981
11/07	W	30-24	at Philadelphia	69,144
11/13	W	37-13	DETROIT	62,396
11/20	W	31-20	SAN DIEGO	62,344
11/27	L	20-25	at Oakland	59,244
12/04	L	3-10	KANSAS CITY	61,973
12/11	L	10-13	ot at Denver	76,487
12/18	L	14-38	SEATTLE	61,542
12/25	L	21-35	at Green Bay	70,574
01/01	W	17-13	at Minnesota	62,867

* at London, England

Bears Opp

TOTAL FIRST DOWNS	271	291
Rushing	97	75
Passing	153	199
Penalty	21	17
3rd Down: Made/Att	66/203	80/229
3rd Down Pct.	32.5	34.9
4th Down: Made/Att	2/8	7/17
4th Down Pct.	25.0	41.2
POSSESSION AVG.	30:13	29:47
TOTAL NET YARDS	5026	5607
Avg. Per Game	314.1	350.4
Total Plays	978	1048
Avg. Per Play	5.1	5.4
NET YARDS RUSHING	2015	1542
Avg. Per Game	125.9	96.4
Total Rushes	456	384
NET YARDS PASSING	3011	4065
Avg. Per Game	188.2	254.1
Sacked/Yards Lost	49/335	33/208
Gross Yards	3346	4273
Att./Comp.	473/268	631/383
Completion Pct.	56.7	60.7
Had Intercepted	20	20
PUNTS/AVERAGE	89/43.9	85/42.7
NET PUNTING AVG.	40.4	36.7
PENALTIES/YARDS	104/800	98/719
FUMBLES/BALL LOST	26/9	23/11
TOUCHDOWNS	38	36
Rushing	10	10
Passing	18	22
Returns	10	4

PASSING	Att	Cmp	Yds	Cmp%	Yd/Att	TD	TD%	Int	Int%	Lg	Sack/Lost	Rating
Cutler	314	182	2319	58.0	7.39	13	4.1	7	2.2	56t	23/159	65.3
Hanie	102	51	613	50.0	6.01	3	2.9	9	8.8	81	19/133	41.8
McDown	55	35	414	63.6	7.53	2	3.6	4	7.3	49	7/43	68.3
Forté	1	0	0	0.0	0.00	0	0.0	0	0.0	0	0/0	39.6
Podlesh	1	0	0	0.0	0.00	0	0.0	0	0.0	0	0/0	39.6
BEARS	473	268	3346	56.7	7.07	18	3.8	20	4.2	81	49/335	73.8
OPPONENTS	631	383	4273	60.7	6.77	22	3.5	20	3.2	79t	33/208	79.3

Score by Period	1	2	3	4	OT	Tot
BEARS	71	128	82	66	0	353
OPPONENTS	51	99	95	93	3	341

SCORING TDs:Ru-Pa-RK-PAT FG S Pts

Gould	0	0	0	0	37/37	28/32	0	121
Barber	6	6	0	0	0	0	0	36
K. Davis	5	0	5	0	0	0	0	30
Forté	4	3	1	0	0	0	0	24
Hester	4	0	1	3	0	0	0	24
Sanzenbacher	3	0	3	0	0	0	0	18
Knox	2	0	2	0	0	0	0	12
Spaeth	2	0	2	0	0	0	0	12
Tillman	2	0	2	0	0	0	0	12
R. Williams	2	0	2	0	0	0	0	12
Bell	1	0	1	0	0	0	0	6
Bennett	1	0	1	0	0	0	0	6
Cutler	1	1	1	0	0	0	0	6
Idonije	1	0	1	0	0	0	0	6
D. Moore	1	0	0	1	0	0	0	6
Urlacher	1	0	0	1	0	0	0	6
E. Williams	1	0	0	1	0	0	0	6
Wright	1	0	0	1	0	0	0	6
McDown	0	0	0	0	0	0	2	2
Paea	0	0	0	0	1	2	0	2
BEARS	38	10	18	10	37/37	28/32	1	353
OPPONENTS	36	10	22	4	33/33	30/36	1	341

2-Pt. Conversions: McDown, TEAM: 1-1,

OPPONENTS: 0-3.

RUSHING No Yds Avg Lg TD

Forté	203	997	4.9	46	3
Barber	114	422	3.7	29	6
Bell	79	337	4.3	26	0
Hanie	13	98	7.5	24	0
McDown	12	68	5.7	28	0
Cutler	18	55	3.1	12	1
Allen	15	48	3.2	13	0
Sanzenbacher	1	-4	-4.0	-4	0
Hester	1	-6	-6.0	-6	0
BEARS	456	2015	4.4	46	10
OPPONENTS	384	1542	4.0	88t	10

RECEIVING No Yds Avg Lg TD

Forté	52	490	9.4	56t	1
Knox	37	727	19.6	81	2
R. Williams	37	507	13.7	25t	2
Sanzenbacher	27	276	10.2	22	3
Hester	26	369	14.2	53	1
Bennett	24	381	15.9	49	1
Bell	19	133	7.0	25t	1
Davis	18	206	11.4	32t	5
Hurd	8	109	13.6	28	0
Clutts	8	48	6.0	10	0
Spaeth	7	50	7.1	13	2
Barber	5	50	10.0	16	0
BEARS	268	3346	12.5	81	18
OPPONENTS	383	4273	11.2	79t	22

PUNTING	No	Yds	Avg	Net	TB	In	Lg	B
Podlesh	89	3903	43.9	40.4	4	21	70	0
BEARS	89	3903	43.9	40.4	4	21	70	0
OPPONENTS	85	3628	42.7	36.7	2	27	80	0

INTS No Yds Avg Lg TD

Tillman	5	127	25.4	56	0
Moore	4	31	7.8	20t	1
Tillman	3	66	22.0	44t	2
Wright	3	60	20.0	36	1
Graham	3	11	3.7	10	0
Urlacher	3	7	2.3	8	0
Jennings	2	2	1.0	1	0
Briggs	1	0	0.0	0	0
Conte	1	0	0.0	0	0

BEARS	20	177	8.9	44t	4
OPPONENTS	20	380	19.0	73	3

KO RETURNS No Yds Avg Lg TD

Hester	33	723	21.9	98t	1
Knox	15	397	26.5	56	0
Bell	2	45	22.5	25	0
Spaeth	2	14	7.0	7	0
Adams	1	0	0.0	0	0
Allen	1	17	17.0	17	0
Bennett	1	9	9.0	9	0
Clutts	1	9	9.0	9	0
Hurd	1	24	24.0	24	0
BEARS	57	1238	21.7	98t	1
OPPONENTS	35	855	24.4	44	0

PUNT RET. Ret FC Yds Avg Lg TD

Hester	28	15	454	16.2	82t	2
Bennett	1	1	7	7.0	7	0
Knox	1	0	9	9.0	9	0
BEARS	30	16	470	15.7	82t	2
OPPONENTS	41	27	223	5.4	36	0

FGs 1-19 20-29 30-39 40-49 50+

Gould	0/0	10/10	6/6	6/10	6/6
BEARS	0/0	10/10	6/6	6/10	6/6
OPPONENTS	1/1	10/12	7/8	7/8	3/5

Gould:(41G,23G,26G)(42G,38G)(25G)(20G,24G)
(44G,49G)(51G,26G,22C)(41N,25G)(51G,38G,22G)
(43G,35G,43N,50G)(42G)(50G,53G)(32G,41N)(57G)
() (49N,35G,30G)(27G)

OPPONENTS:(48G,25G)(31G,29G,53G)(37G,28G)
(29G,39G,34B,38G,52N)(31G)(37G,38N)(33G)(47G)
(29G,35G)(28G,55N,48G)(40G,47G,19G,37G,44G)
(21G)(28B,59G,51G)(33G)() (26G,48B,26G)

DEFENSE

(Top 10) T S A T FR FF PD Sa Int

Briggs	147	86	61	2	0	3	0	0	1
Urlacher	137	77	58	0	2	7	0	0	3
Tillman	115	83	30	0	2	13	1	0	3
Jennings	87	62	25	1	1	8	0	0	2
Wright	78	52	26	0	0	4	0	0	3
Roach	61	26	35	0	0	3	0	0	0
Moore	60	43	17	0	0	8	1	0	4
Idonije	57	28	29	1	2	0	1	0	0
Steltz	48	28	20	2	0	1	5	0	0
Conte	47	23	24	0	0	1	0	0	1

Sacks: Peppers 11.0, Melton 7.0, Idonije 5.0, Okoye 4.0, Paea 2.0, C. Davis 1.0, Steltz 1.0, Tillman 1.0, Team 1.0

TEAM: 33.0, OPPONENTS: 49.0

USUAL STARTERS

Offense	Defense
WR..... Roy Williams	RE Julius Peppers
LT..... J'Marcus Webb	NT Henry Melton
LG..... Chris Williams	DT Matt Toeaina
C..... Roberto Garza	LE Israel Idonije
RG..... Chris Spencer	WLB Lance Briggs
RT..... Lance Louis	MLB.... Brian Urlacher
TE..... Kellen Davis	SLB.... Nick Roach
WR..... Devin Hester	RCB.... Charles Tillman
QB..... Jay Cutler	LCB.... Tim Jennings
RB..... Matt Forté	SS..... Major Wright
FB..... Tyler Clutts	FS..... Chris Conte

RANKINGS

Team Stats	Bears	Avg	Rank
Total Yards.....	502		

2013 CHICAGO BEARS STATISTICS

Record: 8-8, .500

2nd Place, NFC North

Head Coach: Marc Trestman

Date	Time	Opponent	Score
09/08	W 24-21	CINCINNATI	62,213
09/15	W 31-30	MINNESOTA	62,181
09/22	W 40-23	at Pittsburgh	61,575
09/29	L 32-40	at Detroit	64,552
10/06	L 18-26	NEW ORLEANS	62,361
10/10	W 27-21	N.Y. GIANTS	62,374
10/20	L 41-45	at Washington	83,147
11/04	W 27-20	at Green Bay	78,122
11/10	L 19-21	DETROIT	62,431
11/17	W 23-20	ot BALTIMORE	62,367
11/24	L 21-42	at St. Louis	66,024
12/01	L 20-23	ot at Minnesota	64,134
12/09	W 45-28	DALLAS	62,229
12/15	W 38-31	at Cleveland	71,513
12/22	L 11-54	at Philadelphia	69,144
12/29	L 28-33	GREEN BAY	62,708

	Bears	Opp
TOTAL FIRST DOWNS	344	353
Rushing	102	147
Passing	215	184
Penalty	27	22
3rd Down: Made/Att	83/197	83/200
3rd Down Pct.	42.1%	41.5%
4th Down: Made/Att	8/13	12/16
4th Down Pct.	61.5%	75.0%
POSSESSION AVG.	30:25	29:35
TOTAL NET YARDS	6109	6313
Avg. Per Game	381.8	394.6
Total Plays	1013	1021
Avg. Per Play	6.0	6.2
NET YARDS RUSHING	1828	2583
Avg. Per Game	114.3	161.4
Total Rushes	404	483
NET YARDS PASSING	4281	3730
Avg. Per Game	267.6	233.1
Sacked/Yards Lost	30/169	31/189
Gross Yards	4450	3919
Att./Comp.	579/373	507/315
Completion Pct.	64.4%	62.1%
Had Intercepted	13	19
PUNTS/AVERAGE	69/40.0	58/44.5
NET PUNTING AVG.	37.3	38.4
PENALTIES/YARDS	85/708	69/647
FUMBLES/BALL LOST	21/10	25/9
TOUCHDOWNS	52	56
Rushing	13	22
Passing	32	25
Returns	7	9

	Att	Cmp	Yds	Cmp%	Yd/Att	TD	TD%	Int	Int%	Lg	Sack/Lost	Rating
Cutler	355	224	2621	63.1%	7.4	19	5.4%	12	3.4%	67	19/132	89.2
McCown	224	149	1829	66.5%	8.2	13	5.8%	1	0.4%	80t	11/37	109.0
BEARS	579	373	4450	64.4%	7.7	32	5.5%	13	2.2%	80t	30/169	96.9
OPPONENTS	507	315	3919	62.1%	7.7	25	4.9%	19	3.7%	48t	31/189	86.9

USUAL STARTERS				RANKINGS			
Offense		Defense		Team Stats		Bears	
WR.....	Brandon Marshall	RE.....	Julius Peppers	Total Yards.....	6109.....	381.8.....	18
LT.....	Jermon Bushrod	NT.....	Stephen Paea	Rushing Yards.....	1828.....	114.3.....	6
LG.....	Matt Slauson	DT.....	Corey Wootton	Passing Yards.....	4281.....	267.6.....	5
C.....	Roberto Garza	LE.....	Shea McClellin	Points Scored.....	445.....	27.8.....	2
RG.....	Kyle Long	WLB....	Lance Briggs				
RT.....	Jordan Mills	MLB....	Jonathan Bostic				
TE.....	Martellus Bennett	SLB....	James Anderson	Opp	Avg	Rank	
WR.....	Alshon Jeffery	RCB....	Charles Tillman	Total Yards.....	6313.....	394.6.....	30
QB.....	Jay Cutler	LCB....	Tim Jennings	Rushing Yards.....	2583.....	161.4.....	32
RB.....	Matt Forte	SS.....	Major Wright	Passing Yards.....	3730.....	233.1.....	15
FB.....	Tony Fiametta	FS.....	Chris Conte	Points Scored.....	478.....	29.9.....	30t

Score by Period	1	2	3	4	OT	Tot
BEARS	96	124	90	132	3	445
OPPONENTS	112	147	97	119	3	478

SCORING	TDs:Ru-Pa-RK-PAT	FG	S	Pts				
Gould	0	0	0	0	45/46	26/29	0	123
Marshall	12	0	12	0	2	76		
Forté	12	9	3	0	1	74		
Jeffery	7	0	7	0	1	44		
M. Bennett	5	0	5	0	0	30		
E. Bennett	4	0	4	0	1	26		
Bush	4	3	1	0	0	24		
Jennings	2	0	2	0	0	12		
Bass	1	0	0	1	0	6		
Bowman	1	0	0	1	0	6		
Wright	1	0	0	1	0	6		
Hester	1	0	0	1	0	6		
Peppers	1	0	0	1	0	6		
McCown	1	1	0	0	0	6		
BEARS	52	13	32	7	45/46	26/29	5	445
OPPONENTS	56	22	25	9	54/54	28/30	1	478

2-Pt. Conversions: B. Marshall 2, Forte, Jeffery, E. Bennett TEAM: 5-6, OPPONENTS: 1-2

RUSHING	No	Yds	Avg	Lg	TD
Forté	289	1339	4.6	55	9
Bush	63	197	3.1	40t	3
Cutler	23	118	5.1	18	0
Jeffery	16	105	6.6	38	0
McCown	13	69	5.3	20	1
BEARS	404	1828	4.5	55	13
OPPONENTS	483	2583	5.3	65t	22

RECEIVING	No	Yds	Avg	Lg	TD
Marshall	100	1295	13.0	44	12
Jeffery	89	1421	16.0	80t	7
Forté	74	594	8.0	34	3
M. Bennett	65	759	11.7	43	5
E. Bennett	32	243	7.6	17t	4
Fiametta	4	57	14.3	30	0
Bush	4	48	12.0	17t	1
Wilson	2	13	6.5	10	0
Rosario	1	13	13.0	13	0
Weems	1	8	8.0	8	0
Long	1	-1	-1.0	-1	0
BEARS	373	4450	11.9	80t	32
OPPONENTS	315	3919	12.4	48t	25

PUNTING	No	Yds	Avg	Net	TB	In	Lg	B
Podlesh	68	2763	40.6	37.9	2	27	65	1
BEARS	68	2763	40.6	37.9	2	27	65	1
OPPONENTS	58	2581	44.5	38.4	5	16	65	0

INTS	No	Yds	Avg	Lg	TD
Jennings	4	111	27.8	48t	2
Tillman	3	69	23.0	41	0
Bowman	3	67	22.3	43t	1
Conte	3	48	16.0	35	0
Wright	2	46	23.0	38t	1
Greene	1	49	49.0	49	0
Bass	1	24	24.0	24t	1
Peppers	1	14	14.0	14	0
Bostic	1	0	0.0	0	0
BEARS	19	428	22.5	49	5
OPPONENTS	13	225	17.3	54t	3

KO RETURNS	No	Yds	Avg	Lg	TD
Hester	52	1436	27.6	80	0
Anderson	5	82	16.4	21	0
Weems	5	57	11.4	19	0
Ford	5	37	7.4	11	0
Rosario	2	10	5.0	6	0
Marshall	1	-8	-8.0	0	0
BEARS	70	1614	23.1	80	0
OPPONENTS	47	883	18.8	105t	1

PUNT RET.	Ret	FC	Yds	Avg	Lg	TD
Hester	18	11	256	14.2	81t	1
Weems	0	1	0	0.0	0	0
BEARS	18	12	256	14.2	81t	1
OPPONENTS	15	25	111	7.4	57	0

FGs	1-19	20-29	30-39	40-49	50+
Gould	0/0	11/11	6/7	6/7	3/4
BEARS	0/0	11/11	6/7	6/7	3/4
OPPONENTS	1/1	9/9	10/10	7/8	1/2
Gould: (58G)(20G)(47G,32G)(34G,28G,25G)(27G)(40G,52G)(47G,34N,49G)(24G,27G)(25G,32G)(20G,46G,38G)(30G,40G,66N,47N)(27G,34G,23G)(23G)(50G)(0)					
OPPONENTS: (0)(28G,28G,22G)(27G,36G,44G)(23G,31G,41G,43G)(47G,19G,36G,48G)(0)(38G)(30G,23G)(45N)(52G,21G)(29G,40G)(32G,30G,57N,34G)(0)(35G)(49G)(33G,27G)					

DEFENSE	(Top 10)	T	S	A	FF	FR	PD	Sa	Int
Anderson	129.5	76	42	0	1	3	4	0	0
Wright	117	97	20	2	0	1	3	0	2
Conte	95	70	24	1	0	7	0	0	3
Briggs	87	51	23	2	0	5	3	0	3
Bostic	75.5	46	24	0	1	0	1	0	1
Jennings	66	54	12	3	1	12	0	4	4
Frey	62	38	24	0	0	2	0	0	0
Tillman	52.5	30	20	3	0	4	0	0	3
Bowman	49	39	8	0	0	10	0	3	3
Peppers	48.5	26	11	2	1	4	7	0	2
Sacks: Peppers 7.0, Anderson 4.0, McClellin 4.0, Wootton 3.0, Briggs 3.0, Bostic 2.0, Williams 2.0, Paea 1.5, Ratliff 1.5, Bass 1.0, Ozuogwu 1.0, Collins 1.0. TEAM: 31.0, OPPONENTS: 30.0									

2014 CHICAGO BEARS STATISTICS

Record: 5-11, .313

4th Place, NFC North

Head Coach: Marc Trestman

09/07 L 20-23	at BUFFALO	62,425
09/14 W 28-20	at San Francisco	70,799
09/22 W 27-19	at New York Jets	78,160
09/28 L 17-38	GREEN BAY	61,736
10/05 L 24-31	at Carolina	73,659
10/12 W 27-13	at Atlanta	70,712
10/19 L 14-27	MIAMI	62,413
10/26 L 23-51	at New England	68,756
11/09 L 14-55	at Green Bay	78,292
11/16 W 21-13	MINNESOTA	61,792
11/23 W 21-13	TAMPA BAY	61,109
11/27 L 17-34	at Detroit	64,175
12/04 L 28-41	DALLAS	61,558
12/15 L 15-31	NEW ORLEANS	60,996
12/21 L 14-20	DETROIT	61,420
12/28 L 9-13	at MINNESOTA	52,364

Bears		Opp
TOTAL FIRST DOWNS	322	325
Rushing	91	78
Passing	194	227
Penalty	37	20
3rd Down: Made/Att	78/207	85/201
3rd Down Pct.	37.7%	42.3%
4th Down: Made/Att	13/28	12/19
4th Down Pct.	46.4%	63.2%
POSSESSION AVG.	30.03	29.57
TOTAL NET YARDS	5233	6033
Avg. Per Game	327.1	377.1
Total Plays	1005	1008
Avg. Per Play	5.2	6.0
NET YARDS RUSHING	1441	1803
Avg. Per Game	90.1	112.7
Total Rushes	355	421
NET YARDS PASSING	3792	4230
Avg. Per Game	237.0	264.4
Sacked/Yards Lost	41/243	39/228
Gross Yards	4035	4458
Att./Comp.	609/396	548/366
Completion Pct.	65.0%	66.8%
Had Intercepted	19	14
PUNTS/AVERAGE	72/43.2	49/43.0
NET PUNTING AVG.	72/37.7	49/38.8
PENALTIES/YARDS	113/997	106/978
FUMBLES/BALL LOST	19/10	20/10
TOUCHDOWNS	40	49
Rushing	8	12
Passing	30	34
Returns	2	3

PASSING	Att	Cmp	Yds	Cmp%	Yd/Att	TD	TD%	Int	Int%	Lg	Sack/Lost	Rating
Cutler	561	370	3812	66.0%	6.80	28	5.0%	18	3.2%	74	38/223	88.6
Clausen	48	26	223	54.2%	4.65	2	4.2%	1	2.1%	22	3/20	71.8
BEARS	609	396	4035	65.0%	6.63	30	4.9%	19	3.1%	74	41/243	87.3
OPPONENTS	548	366	4458	66.8%	8.14	34	6.2%	14	2.6%	73t	39/228	101.7

Score by Period	1	2	3	4	OT	Tot
BEARS	56	78	82	103	0	319
OPPONENTS	88	173	94	84	3	442

SCORING	TDs:Ru-Pa-RK-PAT	FG	S	Pts
Forté	10 6 4 0		2	64
Jeffery	10 0 10 0		0	60
Gould	0 0 0 0	28/29	9/12	0 55
Marshall	8 0 8 0		0	48
Bennett	6 0 6 0		2	40
Feely	0 0 0 0	5/6	3/4	0 14
Cutler	2 2 0 0		0	12
Morgan	1 0 1 0		0	6
Mundy	1 0 0 1		0	6
Williams	1 0 0 1		0	6
Wilson	1 0 1 0		0	6
Rosario	0 0 0 0		1	2
BEARS	40 8 30 2	33/35	12/16	5 319
OPPONENTS	49 12 34 3	49/49	33/39	0 442

2-Pt. Conversions: Bennett 2, Forté 2, Rosario, TEAM: 5-5, OPPONENTS: 0-0.

RUSHING	No	Yds	Avg	Lg	TD
Forté	266	1038	3.9	32	6
Cutler	39	191	4.9	25	2
Carey	36	158	4.4	15	0
Jeffery	6	33	5.5	12	0
Morgan	2	30	15.0	21	0
Clausen	3	9	3.0	4	0
McCray	1	2	2.0	2	0
Williams	1	-8	-8.0	-8	0
O'Donnell	1	-12	-12.0	-12	0
BEARS	355	1441	4.1	32	8
OPPONENTS	421	1803	4.3	48	12

RECEIVING	No	Yds	Avg	Lg	TD
Forté	102	808	7.9	56	4
Bennett	90	916	10.2	37	6
Jeffery	85	1133	13.3	74	10
Marshall	61	721	11.8	47	8
Wilson	17	140	8.2	17	1
Rosario	16	116	7.3	22	0
Morgan	10	70	7.0	13	1
Holmes	8	67	8.4	15	0
Carey	5	57	11.4	18	0
Spurlock	1	8	8.0	8	0
Perry	1	-1	-1.0	-1	0
BEARS	396	4035	10.2	74	30
OPPONENTS	366	4458	12.2	73t	34

PUNTING	No	Yds	Avg	Net	TB	In	Lg	B
O'Donnell	71	3107	43.8	37.7	3	20	61	1
BEARS	72	3107	43.2	37.7	3	20	61	1
OPPONENTS	49	2109	43.0	38.8	5	16	62	0

INTS	No	Yds	Avg	Lg	TD
Fuller	4	81	20.3	31	0
Mundy	4	52	13.0	45t	1
Conte	3	6	2.0	5	0
Briggs	1	2	2.0	2	0
Hurst	1	0	0.0	0	0
Vereen	1	0	0.0	0	0
BEARS	14	141	10.1	45t	1
OPPONENTS	19	433	22.8	82t	1

KO RETURNS	No	Yds	Avg	Lg	TD
Williams	24	579	24.1	101t	1
Mariani	20	510	25.5	67	0
Ross	5	106	21.2	24	0
Perry	4	88	22.0	21	0
Rosario	2	7	3.5	10	0
BEARS	55	1290	23.5	101t	1
OPPONENTS	35	614	17.5	31	0

PUNT RET.	Ret	FC	Yds	Avg	Lg	TD
Holmes	9	5	50	5.6	22	0
Mariani	7	5	29	4.1	16	0
Williams	4	2	30	7.5	13	0
McManis	1	0	0	0.0	0	0
Spurlock	0	1	0	-	-	0
BEARS	21	13	109	5.2	22	0
OPPONENTS	33	19	335	10.2	79t	1

FGs	1-19	20-29	30-39	40-49	50+
Gould	0/0	4/4	2/3	3/4	0/1
Feely	0/0	1/1	1/1	1/2	0/0
BEARS	0/0	5/5	3/4	4/6	0/1
OPPONENTS	1/1	11/11	9/13	6/6	6/8

Gould:(41G,37C) () (24G,45G) (23G) (35N,45G)
 (25G,28G) () () (47N) (54N) (35G) () () ()
 Feely:() () () () () () () () () () () ()
 (48G,25G,43N,35C)
OPPONENTS: (50G,33G,27G) (27G,24G)
 (43G,28G,22G,42G) (53G,38B) (44G) (52G,54G)
 (50N,33G,37B,19G) (23G,27G,39G) (20G,52G)
 (50G,38N,26C) (32G,39C) (46G,40C) (35G,27G)
 (51N,25G) (39G,37B,30G) (37G,44G)

DEFENSE (Top 10)	T	S	A	FF	FR	PD	Sa	Int
Bostic	127	62	65	0	0	3	0	0
Mundy	108	85	23	0	1	4	1.0	4
Jones	98	54	44	0	1	0	2.0	0
McClellin	84	32	52	0	0	1	1.0	0
Fuller	73	54	19	3	0	9	0	4
Williams	73	35	38	0	0	1	0.0	0
Jennings	66	45	21	1	1	8	0	0
Briggs	65	27	38	1	0	2	0.0	1
Allen	64	47	17	2	2	4	5.5	0
Young	55	36	19	0	0	3	10.0	0

Sacks: Young 10.0, Ratliff 6.5, Paea 6.0, Allen 5.5, Bass 3.0, Ferguson 2.0, Jones 2.0, Houston 1.0, McClellin 1.0, Mundy 1.0, Washington 1.0. **TEAM: 39.0, OPPONENTS: 41.0**

HISTORY

USUAL STARTERS

Offense	Defense
WR..... Brandon Marshall	DE..... Lamarr Houston
LT..... Jermon Bushrod	DT..... Jeremiah Ratliff
LG..... Matt Slauson	DT..... Stephen Paea
C..... Roberto Garza	DE..... Jared Allen
RG..... Kyle Long	LB..... Lance Briggs
RT..... Jordan Mills	LB..... D.J. Williams
TE..... Martellus Bennett	LB..... Shea McClellin
WR..... Alshon Jeffery	CB..... Kyle Fuller
QB..... Jay Cutler	CB..... Tim Jennings
RB..... Matt Forté	S..... Ryan Mundy
FB..... Dante Rosario	S..... Chris Conte

RANKINGS

Team Stats	Bears	Avg	Rank
Total Yards.....	5233	327.1	21
Rushing Yards.....	1441	90.1	27
Passing Yards.....	3792	237.0	15
Points Scored.....	319	19.9	23
Opp	Avg	Rank	
Total Yards.....	6033	377.1	30
Rushing Yards.....	1803	112.7	17
Passing Yards.....	4230	264.4	30
Points Scored.....	442	27.6	31

2015 CHICAGO BEARS STATISTICS

Record: 6-10, .375

4th Place, NFC North

Head Coach: John Fox

Date	Result	Opponent	Score
09/13	L	GREEN BAY	62,442
09/20	L	ARIZONA	62,351
09/27	L	at Seattle	69,002
10/04	W	OAKLAND	62,409
10/11	W	at Kansas City	75,799
10/18	L	34-37 ot at Detroit	57,648
11/01	L	20-23 MINNESOTA	62,311
11/09	W	22-19 at San Diego	68,033
11/15	W	37-13 at St. Louis	58,653
11/22	L	15-17 DENVER	62,483
11/26	W	17-13 at Green Bay	78,488
12/06	L	20-26 at SAN FRANCISCO	62,088
12/13	L	21-24 WASHINGTON	61,026
12/20	L	17-38 at Minnesota	52,421
12/27	W	26-21 at Tampa Bay	63,734
01/03	L	20-24 DETROIT	61,177

	Bears	Opp
TOTAL FIRST DOWNS	312	307
Rushing	108	103
Passing	177	182
Penalty	27	22
3rd Down: Made/Att	93/219	89/201
3rd Down Pct.	42.5%	44.3%
4th Down: Made/Att	6/10	5/12
4th Down Pct.	60.0%	41.7%
POSSESSION AVG.	31:01	28:59
TOTAL NET YARDS	5514	5527
Avg. Per Game	344.6	345.4
Total Plays	1025	980
Avg. Per Play	5.4	5.6
NET YARDS RUSHING	1854	1934
Avg. Per Game	115.9	120.9
Total Rushes	468	433
NET YARDS PASSING	3660	3593
Avg. Per Game	228.8	224.6
Sacked/Yards Lost	34/183	35/237
Gross Yards	3843	3830
Attempts/Completions	523/334	512/322
Completion Pct.	63.9%	62.9%
Had Intercepted	12	8
PUNTS/AVERAGE	74/43.7	74/44.2
NET PUNTING AVG.	74/39.6	74/39.3
PENALTIES/YARDS	99/909	98/895
FUMBLES/BALL LOST	20/9	18/9
TOUCHDOWNS	34	47
Rushing	13	9
Passing	21	31
Returns	0	7

	PASSING	Att	Cmp	Yds	Cmp%	Yd/Att	TD	TD%	Int	Int%	Lg	Sack/Lost	Rating
Cutler	483	311	3659	64.4%	7.57	21	4.3%	11	2.3%	87t	29/150	92.3	
Clausen	40	23	184	57.5%	4.60	0	0.0%	1	2.5%	22	4/30	58.8	
Mariani	0	0	0	0.0%	0.0	0	0.0	0	0.0%	0	1/3	0.0	
BEARS	523	334	3843	63.9%	7.35	21	4.0%	12	2.3%	87t	34/183	89.7	
Opponents	512	322	3830	62.9%	7.48	31	6.1%	8	1.6%	71t	35/237	99.3	

Score by Period	1	2	3	4	OT	Tot
BEARS	41	125	45	124	0	335
OPPONENTS	110	108	72	100	9	397

SCORING	TDs:Ru-Pa-Rk-PAT	FG	S	Pts				
Gould	0	0	0	28/29	33/39	0	127	
Forté	7	4	3	0		1	44	
Langford	7	6	1	0		1	44	
Miller	5	0	5	0		0	30	
Jeffery	4	0	4	0		0	24	
Bennett	3	0	3	0		0	18	
Carey	3	2	1	0		0	18	
Bellamy	2	0	2	0		0	12	
Wilson	1	0	1	0		0	6	
Cutler	1	1	0	0		0	6	
Royal	1	0	1	0		0	6	
BEARS	34	13	21	0	28/29	33/39	2	335
OPPONENTS	47	9	31	7	43/46	24/48	0	397

2-Pt. Conversions: Forte, Langford, TEAM: 2/5, OPPONENTS: 0/0

RUSHING	No	Yds	Avg	Lg	TD
Forté	218	898	4.1	27	4
Langford	148	537	3.6	23	6
Cutler	38	201	5.3	26	1
Carey	43	159	3.7	11	2
Rodgers	14	41	2.9	5	0
Smith	1	11	11.0	11	0
Clausen	5	8	1.6	11	0
Royal	1	-1	-1.0	-1	0
BEARS	468	1854	4.0	27	13
OPPONENTS	433	1934	4.5	44t	9

RECEIVING	No	Yds	Avg	Lg	TD
Jeffery	54	807	14.9	50	4
Bennett	53	439	8.3	24t	3
Forté	44	389	8.8	38	3
Royal	37	238	6.4	30	1
Miller	34	439	12.9	87t	5
Wilson	28	464	16.6	50	1
Mariani	22	300	13.6	26	0
Langford	22	279	12.7	83t	1
Bellamy	19	224	11.8	48t	2
Meredith	11	120	10.9	22	0
Housler	3	27	9.0	12	0
Carey	3	19	6.3	11	1
Thompson	2	81	40.5	45	0
Rodgers	1	10	10.0	10	0
Lee	1	7	7.0	7	0
BEARS	334	3843	11.5	87t	21
OPPONENTS	322	3830	11.9	71t	31

PUNTING	No	Yds	Avg	Net	TB	In	Lg	B
O'Donnell	70	3097	44.2	39.7	4	28	72	1
Lanning	3	136	45.3	35.7	0	1	51	0
BEARS	74	3233	43.7	39.6	4	29	72	1
Opponents	74	3272	44.2	39.3	6	26	64	0

INTS	No	Yds	Avg	Lg	TD
Fuller	2	24	12.0	15	0
Young	1	39	39.0	39	0
Jones-Quartey	1	23	23.0	23	0
McPhee	1	13	13.0	13	0
Allen	1	2	2.0	2	0
Porter	1	2	2.0	2	0
Anderson	1	0	0.0	0	0
BEARS	8	103	12.9	39	0
OPPONENTS	12	240	20.1	68t	3

KO RETURNS	No	Yds	Avg	Lg	TD
Mariani	16	418	26.1	47	0
Thompson	14	409	29.2	74	0
Carey	2	38	19.0	22	0
Rodgers	1	15	15.0	15	0
Bellamy	0	12	0.0	12	0
BEARS	33	892	27.0	74	0
OPPONENTS	39	983	25.2	108t	2

PUNT RET.	Ret	FC	Yds	Avg	Lg	TD
Mariani	29	22	192	6.6	20	0
Callahan	1	0	34	34.0	34	0
Royal	1	0	16	16.0	16	0
BEARS	31	22	242	7.8	34	0
OPPONENTS	30	22	226	7.5	65t	1

FGS	1-19	20-29	30-39	40-49	50+
Gould	1/1	8/8	10/12	7/9	7/9
BEARS	1/1	8/8	10/12	7/9	7/9
OPPONENTS	0/0	7/8	8/8	6/6	3/6
Gould: (28G,50G,44G)(40G,23G,51G) ()					
(19G,54G,49G)(44G,30G)(27G,23G,38G,29G)					
(55G,33G,51N)(47N,34N)(35G,37G,36G)					
(46G,37G,37G)(21G)(40G,51G,40N,36N)(50N)(51G)					
(26G,27G,50G,39G)(49G,34G)					
OPPONENTS: (37G) () (31G,21G,45G,48G)(29G,41G)					
(35G,27B,66SH)(39G,32G,27G)(43G,48G,36G)					
(31G,22G)(26G,38G)(24G)(22G,50G) () (47G)(53G)					
(52N)(54N,59G)					

DEFENSE (Top 10)	T	S	A	FF	FR	PD	Sa	Int
Amos	108	78	30	0	0	4	1.0	0
Jones	98	70	28	0	1	4	0.0	0
McClellin	96	65	31	1	1	2	0.0	0
McPhee	64	43	21	1	0	3	6.0	1
Acho	60	31	29	1	1	1	0.0	0
Fuller	56	45	11	0	0	15	0.0	2
Houston	51	34	17	0	1	0	8.0	1
Young	47	31	16	0	0	3	6.5	1
Rolle	45	32	13	0	0	1	0.0	0
Anderson	40	31	9	0	0	5	0.0	1
Sacks: Houston 8.0, Young 6.5, McPhee 6.0, Goldman 4.5, Jenkins 4.0, Gaston 1.0, Amos 1.0, Unrein 1.0, Scruggs 1.0, Prosniski 1.0, Callahan 1.0.								
TEAM: 35.0, OPPONENTS: 34.0								

USUAL STARTERS		RANKINGS	
Offense	Defense	Team Stats	Bears Avg Rank
WR..... Eddie Royal	DE..... Mitch Unrein	Total Yards.....	5514.....344.6.....21
LT..... Charles Leno	NT..... Eddie Goldman	Rushing Yards.....	1854.....115.9.....11
LG..... Matt Slauson	DE..... Jarvis Jenkins	Passing Yards.....	3660.....228.8.....23
C..... Hroniss Grasu	OLB..... Sam Acho	Points Scored.....	335.....20.9.....23
RG..... Vladimir Ducasse	ILB..... Shea McClellin		
RT..... Kyle Long	ILB..... Christian Jones		
TE..... Martellus Bennett	OLB..... Pernell McPhee		
WR..... Alshon Jeffery	CB..... Tracy Porter		
QB..... Jay Cutler	CB..... Kyle Fuller		
RB..... Matt Forté	S..... Adrian Amos		
FB/TE..... Zach Miller	S..... Antrel Rolle		
		Opp Avg Rank	
		Total Yards.....	5527.....345.4.....14
		Rushing Yards.....	1934.....120.9.....22
		Passing Yards.....	3593.....224.6.....4
		Points Scored.....	397.....24.8.....20

HISTORY

2016 CHICAGO BEARS STATISTICS

Record: 3-13, .188
4th Place, NFC North
Head Coach: John Fox

Date	Time	Opponent	Score
09/11	L 14-23	at Houston	71,933
09/19	L 14-29	PHILADELPHIA	62,268
09/25	L 17-31	at Dallas	90,554
10/02	W 17-14	DETROIT	60,841
10/09	L 23-29	at Indianapolis	66,622
10/16	L 16-17	JACKSONVILLE	61,054
10/20	L 10-26	at Green Bay	78,217
10/31	W 20-10	MINNESOTA	60,422
11/13	L 10-36	at Tampa Bay	62,898
11/20	L 16-22	at New York Giants	78,898
11/27	L 21-27	TENNESSEE	59,494
12/04	W 26-6	SAN FRANCISCO	59,782
12/11	L 17-20	at Detroit	61,726
12/18	L 27-30	GREEN BAY	61,137
12/24	L 21-41	WASHINGTON	57,953
01/01	L 10-38	at Minnesota	66,808

	Bears	Opp
TOTAL FIRST DOWNS	324	322
Rushing	93	99
Passing	212	188
Penalty	19	35
3rd Down: Made/Att	70/185	85/210
3rd Down Pct.	37.8%	40.5%
4th Down: Made/Att	4/14	10/14
4th Down Pct.	28.6%	71.4%
POSSESSION AVG.	28:07	31:53
TOTAL NET YARDS	5704	5548
Avg. Per Game	356.5	346.8
Total Plays	967	1012
Avg. Per Play	5.9	5.5
NET YARDS RUSHING	1735	1950
Avg. Per Game	108.4	121.9
Total Rushes	380	445
NET YARDS PASSING	3969	3598
Avg. Per Game	248.1	224.9
Sacked/Yards Lost	28/170	37/230
Gross Yards	4139	3828
Attempts/Completions	559/347	530/342
Completion Pct.	62.1%	64.5%
Had Intercepted	19	8
PUNTS/AVERAGE	68/44.0	67/45.5
NET PUNTING AVG.	38.4	41.4
PENALTIES/YARDS	110/967	103/959
FUMBLES/BALL LOST	26/12	13/3
TOUCHDOWNS	32	43
Rushing	10	18
Passing	19	22
Returns	3	3

PASSING	Att	Cmp	Yds	Cmp%	Yd/Att	TD	Int	Int%	Lg	Sack/Lost	Rating	
Barkley	216	129	1611	59.7%	7.5	8	3.7%	14	6.5%	37	6/43	68.3
Hoyer	200	134	1445	67.0%	7.2	6	3.0%	0	0.0%	64	4/18	98.0
Cutler	137	81	1059	59.1%	7.7	4	2.9%	5	3.6%	54	17/104	78.1
Fales	5	2	22	40.0%	4.4	0	0.0%	0	0.0%	12	1/5	53.8
Meredith	1	1	2	100.0%	2.0	1	100.0%	0	0.0%	21	0/0	118.8
BEARS	559	347	4139	62.1%	7.4	19	3.4%	19	3.4%	64	28/170	81.8
Opponents	530	342	3828	64.5%	7.2	22	4.2%	8	1.5%	60t	37/230	93.5

Score by Period	1	2	3	4	OT	Tot
BEARS	42	105	52	80	0	279
OPPONENTS	67	125	84	123	0	399

SCORING	TDs:Ru-Pa-RK-PAT	FG	S	Pts				
Barth	0 0 0 0	31/32	18/23	0	85			
Howard	7 6 1 0	0	0	42				
Miller	4 0 4 0	0	0	24				
Langford	4 4 0 0	0	0	24				
Meredith	4 0 4 0	0	0	24				
Royal	3 0 2 1	0	0	18				
Jeffery	2 0 2 0	0	0	12				
Thompson	2 0 2 0	0	0	12				
Floyd	1 0 0 1	1	1	8				
Wilson	1 0 1 0	0	0	6				
Barkley	1 0 1 0	0	0	6				
Bellamy	1 0 1 0	0	0	6				
Brown	1 0 1 0	0	0	6				
LeBlanc	1 0 0 1	0	0	6				
BEARS	32	10	19	3	31/32	18/23	1	279
OPPONENTS	43	18	22	3	38/42	33/35	1	399

RUSHING	No	Yds	Avg	Lg	TD
Howard	252	1,313	5.2	69	6
Langford	62	200	3.2	23	4
Carey	32	126	3.9	24	0
Bellamy	4	37	9.3	22	0
Cutler	5	24	4.8	12	0
White	1	9	9.0	9	0
Lasike	3	8	2.7	5	0
Bell	3	6	2.0	6	0
Meredith	1	6	6.0	6	0
Addison	1	4	4.0	4	0
Barkley	7	2	0.3	5	0
Prosniski	1	2	2.0	2	0
Fales	1	0	0.0	0	0
Hoyer	7	-2	-0.3	3	0
BEARS	380	1735	4.6	69	10
OPPONENTS	445	1950	4.4	61t	18

2-Pt. Conversions: TEAM: 0/0, OPPONENTS: 1/1

RECEIVING	No	Yds	Avg	Lg	TD
Meredith	66	888	13.5	50t	4
Jeffery	52	821	15.8	54	2
Miller	47	486	10.3	34	4
Royal	33	369	11.2	64	2
Howard	29	298	10.3	34	1
Thompson	22	249	11.3	24	2
Bellamy	19	282	14.8	31	1
White	19	187	9.8	32	0
Langford	19	142	7.5	19	0
Brown	16	124	7.8	12	1
Wilson	9	160	17.8	35	1
Carey	5	55	11.0	16	0
Braunecker	4	41	10.3	14	0
Paulsen	3	15	5.0	7	0
Addison	1	11	11.0	11	0
Pruitt	1	6	6.0	6	0
Lasike	1	3	3.0	3	0
Barkley	1	2	2.0	2t	1
BEARS	347	4139	11.9	64	19
OPPONENTS	342	3828	11.2	60	22

PUNTING	No	Yds	Avg	Net	TB	In	Lg	B
O'Donnell	68	2994	44.0	38.4	5	24	67	0
BEARS	68	2994	44.0	38.4	5	24	67	0
Opponents	67	3049	45.5	41.4	3	24	74	0

INTS	No	Yds	Avg	Lg	TD
Porter	2	28	14.0	25	0
LeBlanc	2	24	12.0	24t	1
Glenn	1	21	21.0	21	0
Jones-Quartey	1	0	0.0	0	0
Hurst	1	0	0.0	0	0
Hall	1	0	0.0	0	0
BEARS	8	73	9.1	25	1
Opponents	19	258	13.6	79	1

KO RETURNS	No	Yds	Avg	Lg	TD
Thompson	35	804	23.0	64	0
Carey	2	38	19.0	22	0
Callahan	2	17	8.5	17	0
Addison	1	18	18.0	18	0
Bellamy	1	15	15.0	15	0
Lasike	1	5	5.0	5	0
BEARS	42	897	21.4	64	0
Opponents	36	777	21.6	46	0

PUNT RET.	Ret	FC	Yds	Avg	Lg	TD
Royal	19	15	166	8.7	65t	1
LeBlanc	5	3	43	8.6	13	0
Addison	2	1	3	1.5	3	0
Callahan	1	8	3	3.0	3	0
BEARS	27	27	215	8.0	65t	1
Opponents	22	31	282	12.8	85t	1

FGS	1-19	20-29	30-39	40-49	50+
Barth	0/0	7/8	7/8	3/4	1/3
BEARS	1/1	7/8	7/8	3/4	1/3
OPPONENTS	2/2	12/12	9/10	5/6	5/5
Barth: () (31N) (34C) (50N,25G) (35G,49G, 24C, 49N) (36G,24G,32G) (39G) (30G,28G) (54G) (40G,51N) () (45G) (38G) (22G, 26G) (22B) (29G)					
OPPONENTS: (28G, 28G, 38G) (25G, 29G, 53G) (49G,47N) (50G,21G) (54G,53G,26G,41G,46G) (30G) (32G,40G,31B) (30C) (30G,27G) (46G) (19G,31C) (31G,28G) (29G,54G) (34G,18G,32G) (29G,20G) (21G)					

DEFENSE	(Top 10)	T	S	A	FF	FR	PD	Sa	Int
Freeman	127	96	31	0	0	0	5	0	0
Jones-Quartey	82	67	15	0	0	0	4	0	1
Trevathan	73	49	24	0	0	0	3	1	0
Hicks	71	50	21	2	1	3	7	0	0
Amos	60	50	10	2	1	4	0	0	0
Young	59	36	23	1	0	2	7	5	0
Kwiatkoski	52	39	13	1	0	1	1	0	0
Floyd	51	33	18	1	1	1	7	0	0
Porter	48	43	5	1	0	13	0	0	2
LeBlanc	46	36	10	0	0	13	0	0	2
Sacks: Young 7.5, Floyd 7.0, Hicks 7.0, McPhee 4.0, Goldman 2.5, Washington 2.0, Bullard 1.0, Unrein 1.0, Acho 1.0, Trevathan 1.0, Kwiatkoski 1.0, Wilson 1.0, Hurst 1.0. TEAM: 37.0, OPPONENTS: 28.0									

USUAL STARTERS

Offense	Defense
WR..... Alshon Jeffery	DE..... Akiem Hicks
LT..... Charles Leno, Jr.	NT..... Eddie Goldman
LG..... Josh Sitton	DE..... Mitch Unrein
C..... Cody Whitehair	OLB..... Willie Young
RG..... Kyle Long	ILB..... Jerrell Freeman
RT..... Bobby Massie	ILB..... Danny Trevathan
TE..... Zach Miller	OLB..... Leonard Floyd
WR..... Cameron Meredith	CB..... Tracy Porter
QB..... Jay Cutler	CB..... Cre Von LeBlanc
RB..... Jordan Howard	S..... Adrian Amos
FB/TE..... Paul Lasike	S..... Harold Jones-Quartey

RANKINGS

Team Stats	Bears	Avg	Rank
Total Yards.....	5704.....	356.5.....	15
Rushing Yards.....	1735.....	108.4.....	17
Passing Yards.....	3969.....	248.1.....	14
Points Scored.....	279.....	17.4.....	28t
Opp	Avg	Rank	
Total Yards.....	5548.....	346.8.....	15
Rushing Yards.....	1950.....	121.9.....	27
Passing Yards.....	3598.....	224.9.....	7
Points Scored.....	399.....	24.9.....	24

2017 CHICAGO BEARS STATISTICS

Record: 5-11, .313

4th Place, NFC North
Head Coach: John Fox

09/10	L	17-23	ATLANTA	61,857
09/17	L	7-29	at Tampa Bay	56,640
09/24	W	23-17	at PITTSBURGH	62,172
09/28	L	14-35	at Green Bay	78,362
10/09	L	17-20	MINNESOTA	61,834
10/15	W	27-24	ot at Baltimore	70,616
10/22	W	17-3	CAROLINA	61,256
10/29	L	12-20	at New Orleans	73,192
11/12	L	16-23	GREEN BAY	61,285
11/19	L	24-27	DETROIT	60,635
11/26	L	3-31	at Philadelphia	69,596
12/03	L	14-15	SAN FRANCISCO	61,302
12/10	W	33-7	at Cincinnati	52,002
12/16	L	10-20	at Detroit	65,872
12/24	W	20-3	CLEVELAND	58,796
12/31	L	10-23	at Minnesota	66,802

Bears		Opp.	
TOTAL FIRST DOWNS	267	298	
Rushing	93	85	
Passing	144	180	
Penalty	30	33	
3rd Down: Made/Att	71/205	86/219	
3rd Down Pct.	34.6%	39.3%	
4th Down: Made/Att	7/18	6/11	
4th Down Pct.	38.9%	54.5%	

POSSESSION AVG.	28:41	31:19
TOTAL NET YARDS	4599	5106
Avg. Per Game	287.4	319.1
Total Plays	934	1003
Avg. Per Play	4.9	5.1

NET YARDS RUSHING	1788	1730
Avg. Per Game	111.8	108.1
Total Rushes	422	432

NET YARDS PASSING	2811	3376
Avg. Per Game	175.7	211.0
Sacked/Yards Lost	39/274	42/277
Gross Yards	3085	3653
Att./Comp.	473/291	529/343
Completion Pct.	61.5%	64.8%
Had Intercepted	12	8

PUNTS/AVERAGE	87/47.0	74/47.2
NET PUNTING AVG.	39.7	41.3
PENALTIES/YARDS	115/943	118/910

FUMBLES/BALL LOST	24/10	19/14
TOUCHDOWNS	31	33
Rushing	13	10
Passing	13	18
Returns	5	5

PASSING	Att	Cmp	Yds	Cmp%	Yd/Att	TD	TD%	Int	Int%	Lg	Sack/Lost	Rating
Trubisky	330	196	2193	59.4%	6.6	7	2.1%	7	2.1%	70	31/196	77.5
Glennon	140	93	833	66.4%	6.0	4	2.9%	5	3.6%	29	8/78	76.8
Cohen	2	1	21	50.0%	10.5	1	50.0%	0	0.0%	21t	0/0	12.71
O'Donnell	1	1	38	100.0%	38.0	1	100.0%	0	0.0%	38t	0/0	158.3
Team	473	291	3085	61.5%	6.5	13	2.7%	12	2.5%	70	39/274	79.1
Opponents	529	343	3653	64.8%	6.9	18	3.4%	8	1.5%	88t	42/277	89.9

Score by Period	1	2	3	4	OT	Tot
Bears	48	83	41	83	9	264
OPPONENTS	64	126	58	72	0	320

Scoring	TD	Ru	Pa	Rt	PAT	FG	2Pt	Pts
Howard	9	9	0	0	0	0	0	54
Barth	0	0	0	0	0	0	0	0
Cohen	4	2	1	1	0	0	0	24
Nugent	0	0	0	0	0	0	0	0
Shaheen	3	0	0	0	0	0	0	18
Trubisky	2	3	0	0	0	0	0	14
Jackson	2	0	0	2	0	0	0	12
Miller	2	0	0	0	0	0	0	12
Cunningham	2	0	0	0	0	0	0	12
Sims	1	0	1	0	0	0	0	6
Amos	1	0	0	1	0	0	0	6
Callahan	1	0	0	1	0	0	0	6
Inman	1	0	1	0	0	0	0	6
Bellamy	1	0	1	0	0	0	0	6
Thompson	1	0	1	0	0	0	0	6
Wright	1	0	1	0	0	0	0	6
Santos	0	0	0	0	0	0	0	0
Floyd	0	0	0	0	0	0	0	0
Bears	31	13	13	5	26	28	16	264
OPPONENTS	33	10	18	5	31	32	29	320

2-Pt. Conversions: Trubisky, Team: 1/2,
OPPONENTS: 1/1

RUSHING	No	Yds	Avg	Lg	TD
Howard	276	1122	4.1	53	9
Cohen	87	370	4.3	46	2
Trubisky	41	248	6.0	46	2
Cunningham	9	29	3.2	12	0
M. Burton	4	9	2.3	7	0
Bellamy	1	6	6.0	6	0
Glennon	4	4	1.0	2	0
Bears	422	1788	4.2	53	13
OPPONENTS	432	1730	4.0	58	10

RECEIVING	No	Yds	Avg	Lg	TD
Wright	59	614	10.4	22	1
Cohen	53	353	6.7	70	1
Bellamy	24	376	15.7	46t	1
Inman	23	334	14.5	26	1
Howard	23	125	5.4	12	0
Cunningham	20	240	12.0	40	2
Miller	20	236	11.8	29	2
Sims	15	180	12.0	27t	1
Brown	13	129	9.9	17	0
Shaheen	12	127	10.6	31	3
Thompson	11	125	11.4	20	1
McBride	8	144	18.0	45	0
Wheaton	3	51	17.0	22	0
Gentry	3	35	11.7	15	0
M. Burton	2	8	4.0	8	0
White	2	6	3.0	6	0
Grasu	0	2	0	2	0
Bears	291	3085	10.6	70	13
OPPONENTS	343	3653	10.7	88t	18

PUNTING	No	Yds	Avg	Net	TB	In	Lg	B
O'Donnell	87	4087	47.0	39.7	6	27	69	0
Bears	87	4087	47.0	39.7	6	27	69	0
OPPONENTS	74	3491	47.2	41.3	5	30	67	0

INTS	No	Yds	Avg	Lg	TD
Jackson	2	82	41.0	76t	1
Callahan	2	73	36.5	52	0
Fuller	2	0	0.0	0	0
Amos	1	90	90.0	90t	1
Trevathan	1	8	8.0	8	0
Bears	8	253	31.6	90t	2
OPPONENTS	12	180	15.0	50	1

KO RETURNS	No	Yds	Avg	Lg	TD
Cohen	26	583	22.4	46	0
Thompson	11	229	20.8	29	0
Cunningham	7	147	21.0	28	0
Robertson-Harris	1	7	7.0	7	0
Acho	1	3	3.0	3	0
Bears	46	969	21.1	46	0
Opponents	32	699	21.8	96t	1

PUNT RET.	Ret	FC	Yds	Avg	Lg	TD
Cohen	29	15	272	9.4	61t	1
Jackson	2	1	6	3.0	7	0
Callahan	1	0	59	59.0	59t	1
Bears	32	16	337	10.5	61t	2
OPPONENTS	49	15	512	10.4	77t	1

FGs	1-19	20-29	30-39	40-49	50+
Barth	1/1	4/4	0/0	5/9	1/2
Nugent	0/0	1/1	1/1	1/1	1/1
Santos	0/0	0/0	1/1	0/0	0/1
Team	1/0	5/5	2/2	6/10	2/4
OPPONENTS	0/0	9/9	8/10	8/8	4/5

Barth: (54G) () (47N, 24G) (47N) () (24G, 40G) (52B, 19G) (27G, 48N, 44G) (45G, 44G, 49C) (23C, 46N)
Santos: (54N, 38G) ()
Nugent: (34G 27G) (41G) () (55G)
OPPONENTS: (48G, 28G, 37G) (42G, 50G, 23G) (35B, 32G) () (26G, 26G) (27G, 31G, 50G) (36G) (45G 49C) (40C, 24G, 50G, 35N) (27G, 52G) (45C) (33G, 28G, 35G, 34G, 24G) () (48G, 31G) (48G) (55N)

DEFENSE	T	S	A	FF	FR	PD	Sa	Int
Trevathan	89	60	29	1	5	0	0	1
C. Jones	84	57	27	1	2	0	0	0
Jackson	70	53	17	1	6	0	0	2
Fuller	68	60	8	0	22	0	0	2
Amos	67	60	7	2	3	0	0	1
Hicks	54	39	15	0	0	0	0	0
Amukamara	48	45	3	0	7	0	0	0
Kwiatkoski	45	34	11	1	2	0	0	0
Goldman	44	27	17	0	0	0	0	0
Acho	40	27	13	1	1	0	0	0

Sacks: Hicks 8.5, Floyd 4.5, Houston 4.0, McPhee 4.0, Acho 3.0, Unrein 2.5, Kwiatkoski 2.0, Trevathan 2.0, Young 2.0, C. Jones 2.0, Robertson-Harris 2.0, Goldman 1.5, Callahan 1.0, LeBlanc 1.0, H. Jones 1.0, Bullard 1.0 **TEAM: 42.0, OPPONENTS: 39.0**

USUAL STARTERS		RANKINGS	
Offense	Defense	Team Stats	Bears
WR..... Kendall Wright	DE..... Akiem Hicks	Total Yards.....	4599.....287.4.....30
LT..... Charles Leno, Jr.	NT..... Eddie Goldman	Rushing Yards.....	1788.....111.8.....36
LG..... Josh Sitton	DE..... Mitch Unrein	Passing Yards.....	2811.....175.7.....32
C..... Cody Whitehair	OLB..... Leonard Floyd	Points Scored.....	264.....16.5.....29
RG..... Kyle Long	ILB..... Christian Jones		
RT..... BobbyMassie	ILB..... Danny Trevathan		
TE..... Dion Sims	OLB..... Sam Acho	Total Yards.....	Opp Avg Rank
WR..... Josh Bellamy	CB..... Kyle Fuller	5106.....319.1.....10	
QB..... Mitchell Trubisky	CB..... Prince Amukamara	Rushing Yards.....	1730.....108.1.....11
RB..... Jordan Howard	CB..... Prince Amukamara	Passing Yards.....	3376.....211.0.....7
TE..... Adam Shaheen	S..... Eddie Jackson	Points Scored.....	320.....20.0.....9
	S..... Adrian Amos		

2018 CHICAGO BEARS STATISTICS

Record: 12-4, .750

1st Place, NFC North

Head Coach: Matt Nagy

9/9	L	23-24	at Green Bay	78,282
9/17	W	24-17	SEATTLE	57,960
9/23	W	16-14	at Arizona	62,163
9/30	W	48-10	TAMPA BAY	61,893
10/14	L	28-31	at Miami	65,791
10/21	L	31-38	NEW ENGLAND	62,389
10/28	W	24-10	NEW YORK	61,397
11/4	W	41-9	at Buffalo	68,749
11/11	W	34-22	DETROIT	61,393
11/18	W	25-20	MINNESOTA	61,651
11/22	W	23-16	at Detroit	65,684
12/2	L	27-30	at New York	76,465
12/9	W	15-6	LOS ANGELES RAMS	61,695
12/16	W	24-17	GREEN BAY	62,372
12/23	W	14-9	at San Francisco	70,806
12/30	W	24-10	at Minnesota	70,876

PLAYOFFS

1/6	L	15-16	Philadelphia	62,462
-----	---	-------	--------------	--------

Score by Period

BEARS	85	138	82	116	0	421
OPPONENTS	38	58	66	115	6	283

Scoring

Parkey	0	0	0	0	42/45	23/30	0	111
Howard	9	9	0	0	0	0	0	54
Cohen	8	3	5	0	0	0	0	48
Miller	7	0	7	0	0	0	0	42
T.Burton	6	0	6	0	0	0	0	38
Robinson	4	0	4	0	0	0	0	24
Jackson	3	0	3	0	0	0	0	18
Trubisky	3	3	0	0	0	0	0	18
Gabriel	2	0	2	0	0	0	0	12
Bellamy	1	0	1	0	0	0	1	8
Shaheen	1	0	1	0	0	0	1	8
Floyd	1	0	0	1	0	0	0	6
Mizzell	1	0	1	0	0	0	0	6
Hicks	1	1	0	0	0	0	0	6
Amukamara	1	0	0	1	0	0	0	6
Sowell	1	0	1	0	0	0	0	6
Mack	1	0	0	1	0	0	0	6
Goldman	0	0	0	0	0	0	2	2
N. Kwiatkoski	0	0	0	0	0	0	1	2

BEARS 50 16 28 6 42/45 23/30 4 421

OPPONENTS 30 5 22 3 22/25 25/26 3 283

2-Pt. Conversions: Bellamy, Burton, Kwiatkoski, Shaheen, Team 4/5, OPPONENTS: 3/8

RUSHING

Howard	250	935	3.7	42	9
Cohen	99	444	4.5	32	3
Trubisky	68	421	6.2	39	3
Gabriel	9	61	6.8	20	0
Miller	6	26	4.3	9	0
Cunningham	11	20	1.8	6	0
Mizzell	9	16	1.8	7	0
Robinson	1	9	9.0	9	0
Daniel	13	3	0.2	4	0
Burton	1	2	2.0	2	0
Hicks	1	1	1.0	1	1

BEARS 468 1938 4.1 42 16

OPPONENTS 339 1280 3.8 32 5

RECEIVING

Cohen	71	725	10.2	70	5
Gabriel	67	688	10.3	54	2
Robinson	55	754	13.7	43	4
T.Burton	54	569	10.5	47	6
Miller	33	423	12.8	55	7
Howard	20	145	7.3	18	0
Bellamy	14	117	8.4	20	1
Mizzell	8	78	9.8	26	1
Shaheen	5	48	9.6	23	1
White	4	92	23.0	54	0
Wims	4	32	8.0	16	0
Braunecker	3	42	14.0	20	0
Sims	2	9	4.5	9	0
Cunningham	1	9	9.0	9	0
Daniel	1	8	8.0	8	0
M. Burton	1	6	6.0	6	0
Sowell	1	2	2.0	2	1

BEARS 344 3747 10.9 70t 28

OPPONENTS 377 3854 10.2 75t 22

PUNTING

O'Donnell	62	2791	45.0	39.7	7	28	65	1
-----------	----	------	------	------	---	----	----	---

BEARS 63 2,791 44.3 39.7 7 28 65 1

OPPONENTS 78 3,447 44.2 38.2 3 18 65 0

INTS

Fuller	7	52	7.4	35	0
Jackson	6	81	13.5	41	2
Amukamara	3	58	19.3	49	1
Amos	2	27	13.5	26	0
Callahan	2	12	6.0	12	0
Trevathan	2	12	6.0	12	0
Mack	1	27	27.0	27	1
Smith	1	22	22.0	22	0
Lynch	1	20	20.0	20	0
Floyd	1	19	19.0	19	1
McManis	1	0	0.0	0	0

BEARS 27 330 12.2 49t 5

OPPONENTS 14 189 13.5 48 1

KO RETURNS

Cunningham	8	173	21.6	31	0
Mizzell	7	106	15.1	22	0
Miller	6	139	23.2	31	0
Cohen	2	22	11.0	22	0

BEARS 23 440 19.1 31 0

OPPONENTS 22 548 24.9 95t 1

PUNT RET.

Cohen	33	21	411	12.5	44	0
-------	----	----	-----	------	----	---

BEARS 33 21 411 12.5 44 0

OPPONENTS 20 20 150 7.5 17 0

FGs

Parkey	0/0	5/6	7/10	9/12	1/2
--------	-----	-----	------	------	-----

BEARS 0/0 5/6 7/10 9/12 1/2

OPPONENTS 0/0 5/5 6/6 9/10 5/5

Parkey: (26G, 33G, 32G) (25G) (46N, 20G, 41G, 43G) (50G, 46G) (53N) (46G) (40N, 32G) (23G, 4G) (41N, 34N) (33G, 41G, 48G) (40G) (36G, 21G) (39G, 31G, 38N) (24G) (37N) (42G)

OPPONENTS: (42G) (56G) (0) (30G) (50G, 25G, 47G) (29G) (42G) (41G) (52G) (36G, 36G) (20G) (57G, 37G, 44G) (27G, 50G, 40N) (41G, 43G, 45G) (33G, 30G, 23G) (45G)

DEFENSE

(Top 10)	T	S	A	FF	FR	PD	SA	Int
Smith	121	89	32	0	0	5	5	1
Trevathan	102	76	26	1	1	6	2	2
Amos	72	58	14	0	1	9	1	2
Amukamara	66	57	9	2	0	12	0	3
Fuller	55	45	10	0	0	21	0	7
Hicks	55	41	14	3	0	5	7.5	0
Jackson	51	41	10	2	1	15	1	6
Mack	47	37	10	0	2	4	12.5	1
Floyd	47	34	13	0	1	4	4	1
Callahan	45	39	6	0	0	6	2	2

Sacks: Mack 12.5, Hicks 7.5, Smith 5.0, Floyd 4.0, Nichols 3.0, Robertson-Harris 3.0, Goldman 3.0, Lynch 3.0, Callahan 2.0, Trevathan 2.0, Irving 1.0, McManis 1.0, Bush 1.0, Amos 1.0, Jackson 1.0.

BEARS: 50.0, OPPONENTS: 32.0

PASSING

Att	Cmp	Yds	Cmp%	Yd/Att	TD	INT%	Int%	Lg	Sack/Lost	Rating		
Trubisky	434	289	3223	66.6%	7.4	2.4	5.5%	12	2.8%	70t	24/143	95.4
Daniel	76	53	515	69.7%	6.8	3	3.9%	2	2.6%	46	9/40	90.6
Miller	1	1	8	100.0%	8.0	0	0.0%	0	0.0%	8	0/0	100.0
Cohen	1	1	1	100.0%	1.0	1	100.0%	0	0.0%	1	0/0	118.8

BEARS 512 344 3747 67.2%

Opponents 615 377 3854 61.3%

USUAL STARTERS		RANKINGS			
Offense	Defense	Team Stats	Bears	Avg	Rank
WR..... Allen Robinson II	DT Akiem Hicks	Total Yards.....	5,502	343.9	21
LT..... Charles Leno, Jr.	NT Eddie Goldman	Rushing Yards.....	1,938	121.1	11
LG..... James Daniels	CB..... Bryce Callahan	Passing Yards.....	3,564	222.8	21
C..... Cody Whitehair	OLB..... Leonard Floyd	Points Scored.....	421	26.3	9
RG..... Kyle Long	ILB..... Roquan Smith				
RT..... BobbyMassie	ILB..... Danny Trevathan				
TE..... Trey Burton	OLB..... Khalil Mack				
WR..... Taylor Gabriel	CB..... Kyle Fuller	Total Yards.....	4,795	299.7	3
QB..... Mitchell Trubisky	CB..... Prince Amukamara	Rushing Yards.....	1,280	80.0	7
RB..... Jordan Howard	S..... Eddie Jackson	Passing Yards.....	3,515	219.7	1
Flx..... Tarik Cohen	S..... Adrian Amos	Points Scored.....	283	17.7	1

HISTORY

2019 CHICAGO BEARS STATISTICS

Record: 8-8, .500

3rd Place, NFC North
Head Coach: Matt Nagy

Wk	Day	Opponent	Score	
9/5	L	3 - 10	GREEN BAY	62,435
9/15	W	16 - 14	at Denver	76,885
9/23	W	31 - 15	at Washington	67,327
9/29	W	16 - 6	MINNESOTA	62,131
10/6	L	21 - 24	at Oakland*	60,463
10/20	L	25 - 36	NEW ORLEANS	62,306
10/27	L	16 - 17	LA CHARGERS	61,632
11/3	L	14 - 22	at Philadelphia	69,796
11/10	W	20 - 13	DETROIT	61,758
11/17	L	7 - 17	at LA Rams	70,758
11/24	W	19 - 14	NY GIANTS	61,581
11/28	W	24 - 20	at Detroit	65,412
12/5	W	31 - 24	DALLAS	61,276
12/15	L	13 - 21	at Green Bay	78,266
12/22	L	3 - 26	KANSAS CITY	62,213
12/29	W	21 - 19	at Minnesota	66,913

*at London, England (Tottenham Hotspur)

Score by Period	1	2	3	4	OT	TOT
BEARS	37	80	108	55	0	280
OPPONENTS	53	85	44	116	0	298

Scoring	TD	Ru	Pa	Rt	PAT	FG	2Pt	Pts
E.Pineiro	0	0	0	0	27/29	23/28	0	96
A.Robinson	7	0	7	0	0/0	0/0	0	42
D.Montgomery	7	6	1	0	0/0	0/0	0	42
T.Gabriel	4	0	4	0	0/0	0/0	0	24
T.Cohen	3	0	3	0	0/0	0/0	0	18
M.Trubisky	2	2	0	0	0/0	0/0	0	12
A.Miller	2	0	2	0	0/0	0/0	0	12
J.Wims	1	0	1	0	0/0	0/0	0	6
J.Horsted	1	0	1	0	0/0	0/0	0	6
H.Clinton-Dix	1	0	0	1	0/0	0/0	0	6
B.Braunacker	1	0	1	0	0/0	0/0	0	6
C.Patterson	1	0	0	1	0/0	0/0	0	6
A.Shaheen	0	0	0	0	0/0	0/0	1	2
N.Kwiatkoski	0	0	0	0	0/0	0/0	0	2

BEARS	30	8	20	2	27/29	23/28	1	280
Opponents	33	16	17	0	27/29	23/30	1	298

1-2 Pt. Conversions: Shaheen: 1/1, OPPONENTS: 1/4

RUSHING	No	Yds	Avg	Lg	TD
D.Montgomery	242	889	3.7	55	6
T.Cohen	64	213	3.3	19	0
M.Trubisky	48	193	4.0	23t	2
C.Patterson	17	103	6.1	46	0
M.Davis	11	25	2.3	8	0
T.Gabriel	3	20	6.7	14	0
R.Nall	2	8	4.0	7	0
C.Daniel	6	6	1.0	4	0
A.Robinson	1	2	2.0	2	0
A.Miller	1	-1	-1.0	-1	0

BEARS	395	1458	3.7	55	8
Opponents	414	1632	3.9	59	16

RECEIVING	No	Yds	Avg	Lg	TD
A.Robinson	98	1147	11.7	49	7
T.Cohen	79	456	5.8	31	3
A.Miller	52	656	12.6	35	2
T.Gabriel	29	353	12.2	53	4
D.Montgomery	25	185	7.4	30	1
J.Wims	18	186	10.3	37	1
T.Burton	14	84	6.0	16	0
C.Patterson	11	83	7.5	33	0
A.Shaheen	9	74	8.2	18	0
J.Horsted	8	87	10.9	20	1
J.Holtz	7	91	13.0	30	0
M.Davis	7	22	3.1	7	0
R.Ridley	6	69	11.5	32	0
B.Braunacker	6	59	9.8	18t	1
E.Saubert	2	21	10.5	11	0

BEARS	371	3573	9.6	53	20
Opponents	362	3796	10.5	75t	17

PUNTING	No	Yds	Avg	Net	TB	Int	Lg	B
P.O'Donnell	80	3586	44.8	40.7	2	26	75	1
BEARS	81	3586	44.3	40.7	2	26	75	1
Opponents	75	3443	45.9	40.3	6	31	67	0

INTS	No	Yds	Avg	Lg	TD
K.Fuller	3	37	12.3	29	0
H.Clinton-Dix	2	96	48.0	59	1
E.Jackson	2	18	9.0	14	0
N.Kwiatkoski	1	4	4.0	4	0
K.Pierre-Louis	1	2	2.0	2	0
R.Smith	1	0	0.0	0	0

BEARS	10	157	15.7	59	1
Opponents	12	122	10.2	37	0

KO RETURNS	No	Yds	Avg	Lg	TD
C.Patterson	28	825	29.5	102	1
J.Holtz	2	27	13.5	16	0
T.Cohen	2	23	11.5	16	0
A.Miller	1	28	28.0	28	0
A.Shaheen	1	0	0.0	0	0

BEARS	34	903	26.6	102t	1
Opponents	27	675	25.0	52	0

PUNT RET.	Ret	FC	Yds	Avg	Lg	TD
T.Cohen	33	19	302	9.2	71	0
BEARS	33	19	302	9.2	71	0
Opponents	35	26	247	7.1	40	0

FGs	1-19	20-29	30-39	40-49	50+
E.Pineiro	1/1	8/8	9/10	3/7	2/2
Team	1/1	8/8	9/10	3/7	2/2
Opponents	0/0	6/6	13/13	2/8	2/3

DEFENSE	(Top 15)	T	S	A	FR	PD	Sa	Int
Smith	100	65	35	0	0	2	2	0
Fuller	82	72	10	0	0	12	0	3
Clinton-Dix	78	62	16	0	2	5	0	2
Trevathan	70	50	20	1	0	1	0	4
Kwiatkoski	68	50	18	1	0	1	3	1
Jackson	60	51	9	1	1	5	1	2
Amukamara	53	44	9	1	1	10	0	0
Mack	47	40	7	5	1	4	8.5	0
Skrine	47	39	8	2	0	5	0	0
Williams	42	24	18	0	2	2	6	0
Floyd	40	27	13	0	0	1	3	0
Pierre-Louis	32	22	10	0	0	3	0	1
Robertson-Harris	30	22	8	0	0	3	2.5	0
Goldman	29	20	9	0	0	0	1	0
Nichols	27	15	12	0	1	1	0	0

Sacks: K.Mack 8.5, N.Williams 6.0, N.Kwiatkoski 3.0, L.Floyd 3.0, R.Robertson-Harris 2.5, R.Smith 2.0, A.Lynch 2.0, D.Trevathan 1.0, E.Hicks 1.0, A.Anderson 1.0, E.Goldman 1.0, E.Jackson 1.0
TEAM: 32.0, OPPONENTS: 45.0

PASSING	Att	Cmp	Yds	Cmp%	Yd/Att	TD	TD%	Int	Int%	Lg	Sack/Lost	Rating
M.Trubisky	516	326	3198	63.2%	6.1	17	3.3%	10	1.9%	53	38/234	83.0
C.Daniel	64	45	435	70.3%	6.8	3	4.7%	2	3.1%	37	7/48	91.6
BEARS	580	371	3573	64.0%	6.2	20	3.4%	12	2.1%	53	45/282	83.9
Opponents	571	362	3796	63.4%	6.6	17	3.0%	10	1.8%	75t	32/242	85.2

USUAL STARTERS		RANKINGS	
Offense	Defense	Team Stats	BEARS
WR..... Allen Robinson	DT..... Akiem Hicks	Total Yards.....	4749.....296.8.....29
LT..... Charles Leno, Jr.	NT..... Eddie Goldman	Rushing Yards.....	1458.....91.1.....27
LG..... Cody Whitehair	DT..... Nick Williams	Passing Yards.....	3291.....205.7.....25
C..... James Daniels	OLB..... Leonard Floyd	Points Scored.....	280.....17.5.....29
RG..... Rashaad Coward	ILB..... Roquan Smith		
RT..... Bobby Massie	ILB..... Danny Trevathan		
TE..... J.P. Holtz	OLB..... Khalil Mack	Total Yards.....	5186.....324.1.....8
WR..... Anthony Miller	CB..... Kyle Fuller	Rushing Yards.....	1,632.....102.0.....9
QB..... Mitchell Trubisky	CB..... Prince Amukamara	Passing Yards.....	3554.....222.1.....9
RB..... Tarik Cohen	S..... Eddie Jackson	Points Scored.....	298.....18.6.....4
RB..... David Montgomery	S..... Ha Ha Clinton-Dix		

HISTORY

BEARS vs. ACTIVE TEAMS

	Regular Season		Post-season		Overall
	Road	Home	Road	Home	
Arizona Cardinals	4-1		2-2		59-28-6
Chicago Cardinals	21-12-1	24-7-5			
Card-Pitt	1-0	1-0			
Phoenix Cardinals	1-0	0-0			
St. Louis Cardinals	1-4	4-2			
Atlanta Falcons	6-7	8-6			14-13
Baltimore Ravens	1-2	3-0			4-2
Buffalo Bills	3-4	5-1			8-5
Carolina Panthers	1-3	5-0		0-1	6-4
Cincinnati Bengals	3-2	2-4			5-6
Cleveland Browns	2-7	5-2			7-9
Dallas Cowboys	5-7	7-6	0-1	0-1	12-15
Denver Broncos	4-5	4-3			8-8
Detroit Lions	41-44	55-28-3			101-74-5
Portsmouth Spartans	1-2-1	4-0-1			
Green Bay Packers	42-49-4	52-49-2		1-1	95-99-6
Houston Texans	0-2	0-2			0-4
Indianapolis Colts	3-1	3-1		0-1 [†]	19-24
Baltimore Colts	6-11	7-10			
Jacksonville Jaguars	2-1	2-2			4-3
Kansas City Chiefs	3-3	4-3			7-6
Los Angeles Chargers	NA	0-1			7-6
San Diego Chargers	3-4	4-1			
Los Angeles Rams	14-15-1	21-10-2	0-1	1-0	54-37-3
St. Louis Rams	4-4	3-2			
Cleveland Rams	5-3	6-2			
Miami Dolphins	3-5	1-4			4-9
Minnesota Vikings	22-37	33-23-2	1-0		56-60-2
New England Patriots	0-4	3-6		1-0 [†]	4-10
New Orleans Saints	5-7	8-9		2-0	15-16
New York Giants	15-10-2	14-11	1-3	4-0	34-24-2
New York Jets	4-1	5-2			9-3
Las Vegas Raiders	0-0	0-0			7-8
Oakland Raiders	2-4	3-2			
Los Angeles Raiders	1-1	1-1			
Philadelphia Eagles	13-8-1	15-5	0-1	1-2	30-16-1
Steagles	NA	1-0			
Pittsburgh Steelers	2-6-1	11-1			22-7-1
Pittsburgh Pirates	5-0	1-0			
Card-Pitt	1-0	1-0			
Steagles	NA	1-0			
San Francisco 49ers	14-20	18-11-1	0-2	0-1	32-34-1
Seattle Seahawks	2-5	3-6		2-0	7-11
Tampa Bay Buccaneers	+17-14	22-6			39-20
Tennessee Titans	2-0	0-2			6-6
Tennessee Oilers	1-0	0-0			
Houston Oilers	1-2	2-2			
Washington Redskins	8-12	9-9	2-1	1-3	24-26-1
Boston Redskins/Braves	3-1-1	1-0			
ACTIVE TEAMS	243-286-9	323-217-10	4-9	13-10	575-514-19
EXTINCT TEAM AFFILIATES	55-44-3	61-27-6	--	--	116-71-9
EXTINCT NON AFFILIATES	25-11-5	65-6-9	--	--	90-17-14
TOTAL	323-341-17	449-250-25	4-9	13-10	781-602-42*

Note: *Three victories are subtracted from the listed overall victory total. The Eagles and Steelers (Steagles) merged in 1943 (1-0) and the Cardinals and Steelers (Card-Pitt) merged in 1944 (2-0). Games are officially recorded under both teams (though only counted once in the "TOTAL" line).

Note: "Extinct Non Affiliates" includes games from 1920-1950 played by 37 former teams who are no longer affiliated to an NFL Franchise.

[†] Bears were designated as home team, but game was at neutral site.

+ Bears were designated as visiting team, but game was at neutral site.

STADIUM CODES

A	Atlanta Fulton Co. Stadium
AD	Adelphia Coliseum
AK	Akron Rubber Bowl
AN	Anaheim Stadium
B	Memorial Stadium, Baltimore
BA	PSINet Stadium, Baltimore
BF	Rich Stadium, Buffalo
BK	Baker Bowl, Philadelphia
BO	Fenway Park, Boston
BR	Ebbets Field, Brooklyn
C	Ericsson Stadium, Charlotte, NC
CB	Cleveland Browns Stadium
CI	Cinergy Field, Cincinnati
CL	Cleveland Stadium
CM	Comiskey Park, Chicago
CN	Fawcett Stadium, Canton, OH
CO	The Coliseum, Nashville, TN
COS	AT&T Stadium, Arlington, TX
CR	Crosley Field, Cincinnati
CS	Chicago Stadium
D	Briggs (Tiger) Stadium, Detroit
DA	Cotton Bowl, Dallas
DB	Croke Park, Dublin, Ireland
DC	RFK Stadium, Washington, DC
DN	Mile High Stadium, Denver Invesco Field at Mile High, Denver Sports Authority Field, Denver
DO	Dolphin Stadium, Miami Joe Robbie Stadium, Miami Pro Player Stadium, Miami Sun Life Stadium, Miami
DS	Dyche Stadium, Evanston
EJ	Edward Jones Dome, St. Louis, MO
FF	FedEx Field, Washington, DC
FO	Ford Field, Detroit, MI
FR	Franklin Field, Univ. of Penn

G	Olympic Stadium, Berlin, Germany
GB	City Stadium, Green Bay
GD	Georgia Dome, Atlanta
GJ	Gillette Stadium, Foxboro, MA
H	Astrodome, Houston
HF	Heinz Field, Pittsburgh
I	RCA Dome, Indianapolis
IL	University of Illinois, Champaign
JX	Jacksonville Municipal Stad, FL ALLTEL Stadium, Jacksonville
KC	Arrowhead Stadium, Kansas City
KZ	Kezar Stadium, San Francisco
LA	Memorial Coliseum, LA
LE	Levi's Stadium, Santa Clara, CA
LF	Lincoln Financial Field, PHI
LM	Lambeau Field, Green Bay
LO	Lucas Oil Field, Indianapolis
M	Metrodome, Minneapolis
ME	MetLife Stadium, East Rutherford, NJ
MI	Orange Bowl, Miami
ML	County Stadium, Milwaukee
MN	Metropolitan Stad, Minneapolis
MP	Mills Park, Chicago
MT	MGT Bank Stadium, Baltimore
ND	Notre Dame, IN
NE	Foxboro Stadium, MA
NJ	Meadowlands, East Rutherford, NJ
NO	Superdome, New Orleans
NP	Normal Park, Chicago
NY	Yankee Stadium, New York
O	Network Associates Coliseum, OAK McAfee Coliseum O.co Coliseum
P	Pontiac Silverdome, Detroit
PB	Paul Brown Stadium, Cincinnati
PG	Polo Grounds, New York

PH	Municipal Stadium, Philadelphia
PI	Forbes Field, Pittsburgh
PO	Portsmouth, OH
PX	University of Phoenix Stadium
R	Reliant Stadium, Houston
RC	Rogers Centre, Toronto
RJ	Raymond James Stadium, Tampa
S	Soldier Field, Chicago
SC	University of South Carolina
SD	Qualcomm Stadium, San Diego
SE	Kingdome, Seattle
SF	3Com Park, San Francisco
SH	Shibe Park, Philadelphia
SI	Staten Island, NY
SL	Busch Stadium, St. Louis
SP	Joe Albi Stadium, Spokane, WA
SS	Seahawks Stadium, Seattle Qwest Field
SW	Ullevi Stadium, Sweden
TB	Houllhan's Stadium, Tampa
TCF	TCF Bank Stadium, Minneapolis
TL	Tulane Stadium, New Orleans
TM	Sun Devil Stadium, Tempe, AZ
TR	Three Rivers Stadium, Pittsburgh
TS	Tiger Stadium, Baton Rouge, LA
TX	Texas Stadium, Irving, TX
TW	Trans World Dome, St. Louis, MO
UD	University of Detroit Stadium
USB	U.S. Bank Stadium, Minneapolis
V	Veterans Stadium, Philadelphia
VA	Vanderbilt Stadium, Nashville, TN
W	Wrigley Field, Chicago
WA	Griffith Stadium, Washington, DC
WS	Wembley Stadium, London

* Preseason games only

FR	First Round Playoffs
SR	Second Round Playoffs
WC	Wild Card Game
WCR	Wild Card Round
DP	Divisional Playoff

CC	Conference Championship
NFL	NFL Title Game
SB	Super Bowl
+	Overtime
mnf	Monday Night Football

thu	Thursday Night
thank	Thanksgiving Day
sat	Saturday
sn	Sunday Night
nfn	NFL Network

BEARS VS. EXTINCT FRANCHISES

	Road	Home	Total		Road	Home	Total
Akron Pros/Indians	0-0	3-0-1	3-0-1	Frankford Yellow Jackets	2-3-1	5-1-1	7-4-2
Boston Yanks	2-0	1-0	3-0	Hammond Pros	0-0	3-0	3-0
Brooklyn Dodgers	5-0	5-0-1	10-0-1	Kewanee Walworths	0-0	1-0	1-0
Buffalo All-Americans/Bisons	1-0	3-2	4-2	Louisville Colonels	0-0	1-0	1-0
Canton Bulldogs	0-0	2-2	2-2	Milwaukee Badgers	1-0	2-0-1	3-0-1
Champaign American Legion	1-0	0-0	1-0	Minneapolis Marines	0-0	1-0	1-0
Chicago Tigers	2-0	0-0	2-0	Minneapolis Redjackets	3-0	2-0	5-0
Cincinnati Reds	1-0	1-0	2-0	Moline Indians	0-0	1-0	1-0
Cleveland Bulldogs	0-1	2-0	2-1	New York Yankees	0-1	2-0	2-1
Cleveland Indians	0-0	2-0	2-0	New York Yanks	1-1	2-0	3-1
Columbus Tigers	0-0	2-0	2-0	Oorang Indians	0-0	2-0	2-0
Dallas Texans	0-1	1-0	1-1	Pottsville Maroons	0-0	3-0	3-0
Dayton Triangles	0-0	4-0	4-0	Providence Steam Roller	0-1	0-0-1	0-1-1
Detroit Panthers	1-1-1	1-0-0	2-1-1	Racine Legion	2-0	0-0-2	2-0-2
Detroit Heralds	0-0	1-0	1-0	Rochester Jeffersons	0-0	2-0	2-0
Detroit Wolverines	0-1	0-1	0-2	Rock Island Independents	2-1-2	6-0-2	8-1-4
Duluth Eskimos	0-0	2-0	2-0	Rochester Scalpers	1-0	0-0	1-0
				Staten Island Stapletons	0-0-1	1-0	1-0-1
				Toledo Maroons	0-0	1-0	1-0
				TOTAL	25-11-5	65-6-9	90-17-14

HISTORY



DETROIT LIONS

W-101

L-74

T-5

1930 - Spartans, 7-6 (PD) Bears, 14-6 (W)	Lions, 16-15 (W)	Lions, 20-14 (S)
1931 - Bears, 9-6 (W) Spartans, 3-0 (PO)	1962 - Lions, 11-3 (D) Bears, 3-0 (W)	1994 - Lions, 21-16 (P) Bears, 20-10 (S)
1932 - Tie, 13-13 (W) Tie, 7-7 (PO) Bears, 9-0 (CS)	1963 - Bears, 37-21 (D) Bears, 24-14 (W)	1995 - Bears, 24-17 (S) Lions, 27-7 (P) mnf
1933 - Bears, 17-14 (W) Bears, 17-7 (PO)	1964 - Lions, 10-0 (W) Bears, 27-24 (D) thank	1996 - Lions, 35-16 (P) Bears, 31-14 (S)
1934 - Bears, 19-16 (UD) Bears, 10-7 (W) thank	1965 - Bears, 38-10 (W) Bears, 17-10 (D)	1997 - Lions, 32-7 (S) Lions, 55-20 (P) thank
1935 - Tie, 20-20 (W) Lions, 14-2 (D) thank	1966 - Lions, 14-3 (D) Tie, 10-10 (W)	1998 - Bears, 31-27 (S) Lions, 26-3 (P) sn
1936 - Bears, 12-10 (W) Lions, 13-7 (D) thank	1967 - Bears, 14-3 (W) Bears, 27-13 (D)	1999 - Lions, 21-17 (P) thank Bears, 28-10 (S)
1937 - Bears, 28-20 (W) Bears, 13-0 (D) thank	1968 - Lions, 42-0 (D) Lions, 28-10 (W)	2000 - Lions, 21-14 (S) Bears, 23-20 (P)
1938 - Lions, 13-7 (W) Lions, 14-7 (D) thank	1969 - Lions, 13-7 (D) Lions, 20-3 (W)	2001 - Bears, 13-10 (S) Bears, 24-0 (P)
1939 - Lions, 10-0 (W) Bears, 23-13 (D)	1970 - Lions, 28-14 (D) mnf Lions, 16-10 (W)	2002 - Lions, 23-20 (FO) + Bears, 20-17 (IL) +
1940 - Bears, 7-0 (W) Lions, 17-14 (UD)	1971 - Bears, 28-23 (D) Lions, 28-3 (S)	2003 - Bears, 24-16 (S) Lions, 12-10 (FO)
1941 - Bears, 49-0 (W) Bears, 24-7 (D)	1972 - Lions, 14-0 (D) Lions, 38-24 (S)	2004 - Lions, 20-16 (S) Lions, 19-13 (FO)
1942 - Bears, 16-0 (W) Bears, 42-0 (D)	1973 - Lions, 30-7 (S) Lions, 40-7 (D)	2005 - Bears, 38-6 (S) Bears, 19-13 (FO) +
1943 - Bears, 27-21 (D) Bears, 35-14 (W)	1974 - Bears, 17-9 (S) Lions, 34-17 (D)	2006 - Bears, 34-7 (S) Bears, 26-21 (FO)
1944 - Tie, 21-21 (W) Lions, 41-21 (D)	1975 - Lions, 27-7 (P) Bears, 25-21 (S)	2007 - Lions, 37-27 (FO) Lions, 16-7 (S)
1945 - Lions, 16-10 (D) Lions, 35-28 (W)	1976 - Bears, 10-3 (S) Lions, 14-10 (P)	2008 - Bears, 34-7 (FO) Bears, 27-23 (S)
1946 - Bears, 42-6 (W) Bears, 45-24 (D)	1977 - Bears, 30-20 (S) Bears, 31-14 (P) thank	2009 - Bears, 48-24 (S) Bears, 37-23 (FO)
1947 - Bears, 33-24 (W) Bears, 34-14 (D) thank	1978 - Bears, 19-0 (P) Lions, 21-17 (S)	2010 - Bears, 19-14 (S) Bears, 24-20 (FO)
1948 - Bears, 28-0 (W) Bears, 42-14 (D)	1979 - Bears, 35-7 (S) Lions, 20-0 (P) thank	2011 - Lions, 24-13 (FO) mnf Bears, 37-13 (S)
1949 - Bears, 27-24 (W) Bears, 28-7 (D) thank	1980 - Bears, 24-7 (S) Bears, 23-17 (P) + thank	2012 - Bears, 13-7 (S) mnf Bears, 26-24 (FO)
1950 - Bears, 35-21 (D) Bears, 6-3 (W)	1981 - Lions, 48-17 (P) mnf Lions, 23-7 (S)	2013 - Lions, 40-32 (FO) Lions, 21-19 (S)
1951 - Bears, 28-23 (D) Lions, 41-28 (W)	1982 - Lions, 17-10 (P) Bears, 20-17 (S)	2014 - Lions, 34-17 (FO) thank Lions, 20-14 (S)
1952 - Bears, 24-23 (W) Lions, 45-21 (D)	1983 - Lions, 31-17 (P) Lions, 38-17 (S)	2015 - Lions, 34-37 (FO) + Lions, 24-20 (S)
1953 - Lions, 20-16 (W) Lions, 13-7 (D)	1984 - Bears, 16-14 (S) Bears, 30-13 (P)	2016 - Bears, 17-14 (S) Lions, 20-17 (FO)
1954 - Lions, 48-23 (D) Bears, 28-24 (W)	1985 - Bears, 24-3 (S) Bears, 37-17 (P)	2017 - Lions, 27-24 (S) Lions, 20-10 (FO)
1955 - Bears, 24-14 (D) Bears, 21-20 (W)	1986 - Bears, 13-7 (S) Bears, 16-13 (P) mnf	2018 - Bears, 34-22 (S) Bears, 23-16 (FO) thank
1956 - Lions, 42-10 (D) Bears, 38-21 (W)	1987 - Bears, 30-10 (S) (2nd game cancelled)	2019 - Bears, 20-13 (S) Bears, 24-20 (FO) thank
1957 - Bears, 27-7 (D) Lions, 21-13 (W)	1988 - Bears, 24-7 (P) Bears, 13-12 (S)	
1958 - Bears, 20-7 (D) Bears, 21-16 (W)	1989 - Bears, 47-27 (P) Lions, 27-17 (S)	
1959 - Bears, 24-14 (D) Bears, 25-14 (W)	1990 - Bears, 23-17 (S) + Lions, 38-21 (P) sn	
1960 - Bears, 28-7 (W) Lions, 36-0 (D)	1991 - Bears, 20-10 (S) Lions, 16-6 (P) thank	
1961 - Bears, 31-17 (D)	1992 - Bears, 27-24 (S) Lions, 16-3 (P)	
	1993 - Bears, 10-6 (P) thank	

Series records includes playoff games

FR First Round Playoffs
SR Second Round Playoffs
WC Wild Card Game
WCR Wild Card Round
DP Divisional Playoff

CC Conference Championship
NFL NFL Title Game
SB Super Bowl
+ Overtime
mnf Monday Night Football

thu Thursday Night
thank Thanksgiving Day
sat Saturday
sn Sunday Night
nfln NFL Network



GREEN BAY PACKERS

W-95

L-99

T-6

1921 -	Staleys, 20-0 (W)	1955 -	Packers, 24-3 (GB)		Bears, 27-13 (S)
1923 -	Bears, 3-0 (GB)		Bears, 52-31 (WB)	1991 -	Bears, 10-0 (LM) thu
1924 -	Bears, 3-0 (W)	1956 -	Bears, 37-21 (GB)		Bears, 27-13 (S)
1925 -	Packers, 14-10 (GB)		Bears, 38-14 (W)	1992 -	Bears, 30-10 (LM)
	Bears, 21-0 (W)	1957 -	Packers, 21-17 (GB)		Packers, 17-3 (S)
1926 -	Tie, 6-6 (GB)		Bears, 21-14 (W)	1993 -	Packers, 17-3 (LM)
	Bears, 19-13 (W)	1958 -	Bears, 34-20 (GB)		Bears, 30-17 (S)
	Tie, 3-3 (W)		Bears, 24-10 (W)	1994 -	Packers, 33-6 (S) mnf
1927 -	Bears, 7-6 (GB)	1959 -	Packers, 9-6 (GB)		Packers, 40-3 (LM)
	Bears, 14-6 (W)		Bears, 28-17 (W)	1995 -	Packers, 27-24 (S) mnf
1928 -	Tie, 12-12 (GB)	1960 -	Bears, 17-14 (GB)		Packers, 35-28 (LM)
	Packers, 16-6 (W)		Packers, 41-13 (W)	1996 -	Packers, 37-6 (S)
	Packers, 6-0 (W)	1961 -	Packers, 24-0 (GB)		Packers, 28-17 (LM)
1929 -	Packers, 23-0 (GB)		Packers, 31-28 (W)	1997 -	Packers, 38-24 (LM) mnf
	Packers, 14-0 (W)	1962 -	Packers, 49-0 (GB)		Packers, 24-23 (S)
	Packers, 25-0 (W)		Packers, 38-7 (W)	1998 -	Packers, 26-20 (LM)
1930 -	Packers, 7-0 (GB)	1963 -	Bears, 10-3 (GB)		Packers, 16-13 (S)
	Packers, 13-12 (W)		Bears, 26-7 (W)	1999 -	Bears, 14-13 (LM)
	Bears, 21-0 (W)	1964 -	Packers, 23-12 (GB)		Packers, 35-19 (S)
1931 -	Packers, 7-0 (GB)		Packers, 17-3 (W)	2000 -	Bears, 27-24 (LM)
	Packers, 6-2 (W)	1965 -	Packers, 23-14 (LM)		Packers, 28-6 (S)
	Bears, 7-6 (W)		Bears, 31-10 (W)	2001 -	Packers, 20-12 (LM)
1932 -	Tie, 0-0 (GB)	1966 -	Packers, 17-0 (W)		Packers, 17-7 (LM)
	Packers, 2-0 (W)		Packers, 13-6 (LM)	2002 -	Packers, 34-21 (IL) mnf
	Bears, 9-0 (W)	1967 -	Packers, 13-10 (LM)		Packers, 30-20 (LM)
1933 -	Bears, 14-7 (GB)		Packers, 17-13 (W)	2003 -	Packers, 38-23 (S) mnf
	Bears, 10-7 (LM)	1968 -	Bears, 13-10 (W)		Packers, 34-21 (LM)
	Bears, 7-6 (W)		Packers, 28-27 (W)	2004 -	Bears, 21-10 (LM)
1934 -	Bears, 24-10 (GB)	1969 -	Packers, 17-0 (LM)		Packers, 31-14 (S)
	Bears, 27-14 (W)		Packers, 21-3 (W)	2005 -	Bears, 19-7 (S)
1935 -	Packers, 7-0 (GB)	1970 -	Packers, 20-19 (LM)		Bears, 24-17 (LM)
	Packers, 17-14 (W)		Bears, 35-17 (W)	2006 -	Bears, 26-0 (LM)
1936 -	Bears, 30-3 (GB)	1971 -	Packers, 17-14 (S)		Packers, 26-7 (S) sn
	Packers, 21-10 (W)		Packers, 31-10 (LM)	2007 -	Bears, 27-20 (LM) sn
1937 -	Bears, 14-2 (GB)	1972 -	Packers, 20-17 (LM)		Bears, 35-7 (S)
	Packers, 24-14 (W)		Packers, 23-17 (S)	2008 -	Packers, 37-3 (LM)
1938 -	Bears, 2-0 (GB)	1973 -	Bears, 31-17 (LM)		Bears, 20-17 (S) + mnf
	Packers, 24-17 (W)		Packers, 21-0 (S)	2009 -	Packers, 21-15 (LM) sn
1939 -	Packers, 21-16 (GB)	1974 -	Bears, 10-9 (S) mnf		Packers, 21-14 (S)
	Bears, 30-27 (W)		Packers, 20-3 (ML)	2010 -	Bears, 20-17 (S) mnf
1940 -	Bears, 41-10 (GB)	1975 -	Bears, 27-14 (S)		Packers, 10-3 (LM)
	Bears, 14-7 (W)		Packers, 28-7 (LM)		Packers, 21-14 (S) CC
1941 -	Bears, 25-17 (GB)	1976 -	Bears, 24-13 (S)	2011 -	Packers, 27-17 (S)
	Packers, 16-14 (W)		Bears, 16-10 (LM)		Packers, 35-21 (LM) sn
1942 -	Bears, 33-14 (W) CC	1977 -	Bears, 26-0 (LM)	2012 -	Packers, 23-10 (LM) thu nfn
	Bears, 44-28 (GB)		Bears, 21-10 (S)		Packers, 21-13 (S)
	Bears, 38-7 (W)	1978 -	Packers, 24-14 (LM)	2013 -	Bears, 27-20 (LM) mnf
1943 -	Tie, 21-21 (GB)		Bears, 14-0 (S)		Packers, 33-28 (S)
	Bears, 21-7 (W)	1979 -	Bears, 6-3 (S)	2014 -	Packers, 38-17 (S)
1944 -	Packers, 42-28 (GB)		Bears, 15-14 (LM)		Packers, 55-14 (LM) sn
	Bears, 21-0 (W)	1980 -	Packers, 12-6 (LM) +	2015 -	Packers, 31-23 (S)
1945 -	Packers, 31-21 (GB)		Bears, 61-7 (S)		Bears, 17-13 (LM) thank
	Bears, 28-24 (W)	1981 -	Packers, 16-9 (S)	2016 -	Packers, 26-10 (LM)
1946 -	Bears, 30-7 (GB)		Packers, 21-17 (LM)		Packers, 30-27 (S)
	Bears, 10-7 (W)	1982 -	(both games cancelled	2017 -	Packers, 35-14 (LM)
1947 -	Packers, 29-20 (GB)		by players' strike)		Packers, 23-16 (S)
	Bears, 20-17 (W)	1983 -	Packers, 31-28 (LM)	2018 -	Packers, 24-23 (LM) sn
1948 -	Bears, 45-7 (GB)		Bears, 23-21 (S)		Bears, 24-17 (S)
	Bears, 7-6 (W)	1984 -	Bears, 9-7 (LM)	2019 -	Packers, 10-3 (S)
1949 -	Bears, 17-0 (GB)		Packers, 20-14 (S)		Packers, 21-13 (LM)
	Bears, 24-3 (W)	1985 -	Bears, 23-7 (S) mnf		
1950 -	Packers, 31-21 (GB)		Bears, 16-10 (LM)		
	Bears, 28-14 (W)	1986 -	Bears, 25-12 (LM) mnf		
1951 -	Bears, 31-20 (GB)		Bears, 12-10 (S)		
	Bears, 24-13 (W)	1987 -	Bears, 26-24 (LM)		
1952 -	Bears, 24-14 (GB)		Bears, 23-10 (S)		
	Packers, 41-28 (W)	1988 -	Bears, 24-6 (LM)		
1953 -	Bears, 17-13 (GB)		Bears, 16-0 (S)		
	Tie, 21-21 (W)	1989 -	Packers, 14-13 (LM)		
1954 -	Bears, 10-3 (GB)		Packers, 40-28 (S)		
	Bears, 28-23 (W)	1990 -	Bears, 31-13 (LM)		

Series records includes playoff games



MINNESOTA VIKINGS

W-56

L-60

T-2

1961 - Vikings, 37-13 (MN) Bears, 52-35 (W)	1985 - Bears, 33-24 (M) thu Bears, 27-9 (S)	2008 - Bears, 48-41 (S) Vikings, 34-14 (M) sn
1962 - Bears, 13-0 (MN) Bears, 31-30 (W)	1986 - Bears, 23-0 (S) Vikings, 23-7 (M)	2009 - Vikings, 36-10 (M) Bears, 36-30 (S) + mnf
1963 - Bears, 28-7 (MN) Tie 17-17 (W)	1987 - Bears, 27-7, (S) Bears, 30-24 (M) sn	2010 - Bears, 27-13 (S) Bears, 40-14 (TCF) mnf
1964 - Bears, 34-28 (MN) Vikings, 41-14 (W)	1988 - Vikings, 31-7 (S) Vikings, 28-27 (M) mnf	2011 - Bears, 39-10 (S) Bears, 17-13 (M)
1965 - Bears, 45-37 (MN) Vikings, 24-17 (W)	1989 - Bears, 38-7 (S) Vikings, 27-16 (M) sn	2012 - Bears, 28-10 (S) Vikings, 21-14 (M)
1966 - Bears, 13-10 (MN) Bears, 41-28 (W)	1990 - Bears, 19-16 (S) Vikings, 41-13 (M)	2013 - Bears, 31-30 (S) Vikings, 23-20 (M) +
1967 - Bears, 17-7 (MN) Tie, 10-10 (W)	1991 - Bears, 10-6 (S) Bears, 34-17 (M) mnf	2014 - Bears, 21-13 (S) Vikings, 13-9 (TCF)
1968 - Bears, 27-17 (MN) Bears, 26-24 (W)	1992 - Vikings, 21-20 (M) Vikings, 38-10 (S) mnf	2015 - Vikings, 23-20 (S) Vikings, 38-17 (TCF)
1969 - Vikings, 31-0 (W) Vikings, 31-14 (MN)	1993 - Vikings, 10-7 (M) Vikings, 19-12 (S) mnf	2016 - Bears, 20-10 (S) Vikings, 38-10 (USB)
1970 - Vikings, 24-0 (W) Vikings, 16-13 (MN)	1994 - Vikings, 42-14 (S) Vikings, 33-27 (M)+thu	2017 - Vikings, 20-17 (S) Vikings, 23-10 (USB)
1971 - Bears, 20-17 (MN) Vikings, 27-10 (S)	Bears, 35-18 (M) FR 1995 - Bears, 31-14 (S) Bears, 14-6 (M) mnf	2018 - Bears, 25-20 (S) sn Bears, 24-10 (USB)
1972 - Bears, 13-10 (S) mnf Vikings, 23-10 (MN)	1996 - Vikings, 20-14 (S) Bears, 15-13 (M) mnf	2019 - Bears, 16-6 (S) Bears, 21-19 (MN)
1973 - Vikings, 22-13 (S) Vikings, 31-13 (MN)	1997 - Vikings, 27-24 (S) Vikings, 29-22 (M)	
1974 - Vikings, 11-7 (MN) Vikings, 17-0 (S)	1998 - Vikings, 31-28 (S) Vikings, 48-22 (M) sn	
1975 - Vikings, 28-3 (MN) Vikings, 13-9 (S) mnf	1999 - Bears, 24-22 (M) Vikings, 27-24 (S) +	
1976 - Vikings, 20-19 (MN) Bears, 14-13 (S)	2000 - Vikings, 30-27 (M) Vikings, 28-16 (S)	
1977 - Vikings, 22-16 (MN) + Bears, 10-7 (S)	2001 - Bears, 17-10 (S) Bears, 13-6 (M)	
1978 - Vikings, 24-20 (S) mnf Vikings, 17-14 (MN)	2002 - Bears, 27-23 (IL) Vikings, 25-7 (M)	
1979 - Bears, 26-7 (S) Vikings, 30-27 (MN)	2003 - Vikings, 24-13 (M) Bears, 13-10 (S)	
1980 - Vikings, 34-14 (S) Vikings, 13-7 (MN)	2004 - Vikings, 27-22 (M) Bears, 24-14 (S)	
1981 - Vikings, 24-21 (MN) Bears, 10-9 (S)	2005 - Bears, 28-3 (S) Vikings, 34-10 (M)	
1982 - Vikings, 35-7 (M)	2006 - Bears, 19-16 (M) Bears, 23-13 (S)	
1983 - Vikings, 23-14 (S) Bears, 19-13 (M)	2007 - Vikings, 34-31 (S) Vikings, 20-13 (M) mnf	
1984 - Bears, 16-7 (S) Bears, 34-3 (M)		



ARIZONA CARDINALS

W-59

L-28

T-6

In 1930-37, the Bears and Cardinals shared Wrigley Field. "H" designates the Bears as the home team; "V" designates the Bears as visitors.

1920 – Cardinals, 7-6 (V, NP)	1936 – Bears, 7-3 (H, W)	1952 – Cardinals, 24-14 (H, W)
Staleys, 10-0 (V, NP)	Cardinals, 14-7 (V, W)	Cardinals, 21-10 (V, CM)
1921 – Tie, 0-0 (H, W)	1937 – Bears, 16-7 (H, W)	Bears, 10-7 (H, W)
1922 – Cardinals, 6-0 (V, CM) thank	Bears, 42-28 (V, W)	Cardinals, 24-17 (H, W)
Cardinals, 9-0 (V, CM)	1938 – Bears, 16-13 (V, S)	1954 – Bears, 29-7 (V, CM)
1923 – Bears, 3-0 (H, W) thank	Bears, 34-28 (H, W)	1955 – Cardinals, 53-14 (V, CM)
1924 – Bears, 6-0 (H, W)	1939 – Bears, 44-7 (H, W)	1956 – Bears, 10-3 (H, W)
Bears, 21-0 (V, CM) thank	Bears, 48-7 (V, CM)	1957 – Bears, 14-6 (V, CM)
1925 – Cardinals, 9-0 (V, CM)	1940 – Cardinals, 21-7 (V, CM)	1958 – Bears, 30-14 (H, W)
Tie, 0-0 (H, W) thank	Bears, 31-23 (H, W)	1959 – Bears, 31-7 (V, S)
1926 – Bears, 16-0 (H, W)	1941 – Bears, 53-7 (H, W)	1965 – Bears, 34-13 (W)
Bears, 10-0 (V, S)	Bears, 34-24 (V, CM)	1966 – Cardinals, 24-17 (SL)
Tie, 0-0 (H, W) thank	1942 – Bears, 41-14 (H, W)	1967 – Bears, 30-3 (W)
1927 – Bears, 9-0 (V, NP)	Bears, 21-7 (V, CM)	1969 – Cardinals, 20-17 (SL)
Cardinals, 3-0 (H, W) thank	1943 – Bears, 20-0 (H, W)	1972 – Bears, 27-10 (SL)
1928 – Bears, 15-0 (V, NP)	Bears, 35-24 (V, CM)	1975 – Cardinals, 34-20 (S)
Bears, 34-0 (H, W) thank	1944 – Bears, 34-7 (H, W)	1977 – Cardinals, 16-13 (SL)
1929 – Tie, 0-0 (H, W)	Bears, 49-7 (V, PI)	1978 – Bears, 17-10 (S)
Cardinals, 40-6 (V, CM) thank	1945 – Cardinals, 16-7 (H, W)	1979 – Bears, 42-6 (S)
1930 – Bears, 32-6 (V, CM)	Bears, 28-20 (V, CM)	1982 – Cardinals, 10-7 (S)
Bears, 6-0 (H, W) thank	1946 – Bears, 34-17 (V, CM)	1984 – Cardinals, 38-21 (SL)
1931 – Bears, 26-13 (H, W)	Cardinals, 35-28 (H, W)	1990 – Bears, 31-21 (TM)
Bears, 18-7 (V, W) thank	1947 – Cardinals, 31-7 (V, CM)	1994 – Bears, 19-16 (TM) +
1932 – Tie, 0-0 (H, W)	Cardinals, 30-21 (H, W)	Cardinals, 20-7 (TM)
Bears, 34-0 (V, W) thank	1948 – Bears, 28-17 (V, CM)	2001 – Bears, 20-13 (S)
1933 – Bears, 12-9 (V, W)	Cardinals, 24-21 (H, W)	2003 – Bears, 28-3 (S)
Bears, 22-6 (H, W) thank	1949 – Bears, 17-7 (V, CM)	2006 – Bears, 24-23 (PX) mnf
1934 – Bears, 20-0 (H, W)	Bears, 52-21 (H, W)	2009 – Cardinals, 41-21 (S)
Bears, 17-6 (H, W)	1950 – Bears, 27-6 (H, W)	2012 – Bears, 28-13 (PX)
1935 – Tie, 7-7 (H, W)	Cardinals, 20-10 (V, CM)	2015 – Cardinals, 48-24 (S)
Bears, 13-0 (V, W)	1951 – Cardinals, 28-14 (V, CM)	2018 – Bears, 16-14 (PX)



ATLANTA FALCONS

W-14

L-13

T-0

1966 – Bears, 23-6 (W)	1977 – Falcons, 16-10 (S)	1998 – Falcons, 20-13 (GD)
1967 – Bears, 23-14 (A)	1978 – Bears, 13-7 (S)	2001 – Bears, 31-3 (GD)
1968 – Falcons, 16-13 (W)	1980 – Falcons, 28-17 (A)	2002 – Bears, 14-13 (GD)
1969 – Falcons, 48-31 (A)	1983 – Falcons, 20-17 (S)	2005 – Bears, 16-3 (S) sn
1970 – Bears, 23-14 (A)	1985 – Bears, 36-0 (S)	2008 – Falcons, 22-20 (GD)
1972 – Falcons, 37-21 (S)	1986 – Bears, 13-10 (A)	2009 – Falcons, 21-14 (GD) sn
1973 – Falcons, 46-6 (A)	1990 – Bears, 30-24 (S)	2011 – Bears, 30-12 (S)
1974 – Falcons, 13-10 (A)	1992 – Bears, 41-31 (S)	2014 – Bears, 27-13 (GD)
1976 – Falcons, 10-0 (S)	1993 – Bears, 6-0 (S)	2017 – Falcons, 23-17 (S)



BALTIMORE RAVENS

W-4

L-2

T-0

1998 – Bears, 24-3 (S)	2005 – Bears, 10-6 (S)	2013 – Bears, 23-20 (S) +
2001 – Ravens, 17-6 (BA)	2009 – Ravens, 31-7 (MT)	2017 – Bears, 27-24 (MT) +



BUFFALO BILLS

W-8

L-5

T-0

1970 – Bears, 31-13 (W)	1994 – Bears, 20-13 (S)	2010 – Bears, 22-19 (RC)
1974 – Bills, 16-6 (BF)	1997 – Bears, 20-3 (S)	2014 – Bills, 23-20 (S) +
1979 – Bears, 7-0 (BF)	2000 – Bills, 20-3 (BF)	2018 – Bears, 41-9 (BF)
1988 – Bears, 24-3 (S)	2002 – Bills, 33-27 (BF) +	
1991 – Bills, 35-20 (BF)	2006 – Bears, 40-7 (S)	



CAROLINA PANTHERS

W-6

L-4

T-0

1995 – Bears, 31-27 (S)	2008 – Panthers, 20-17 (C)	2014 – Panthers, 31-24 (C)
2002 – Panthers, 24-14 (C)	2010 – Bears, 23-6 (C)	2017 – Bears, 17-3 (S)
2005 – Bears, 13-3 (S)	2011 – Bears, 34-29 (S)	
2005 – Panthers, 29-21 (S) DP	2012 – Bears, 23-22 (S)	

Series records includes playoff games



CINCINNATI BENGALS

W-5

L-6

T-0

1972 - Bengals, 13-3 (S)
 1980 - Bengals, 17-14 (S) +
 1986 - Bears, 44-7 (CI)
 1989 - Bears, 17-14 (S)
 1992 - Bengals, 31-28 (S)+ sn

1995 - Bengals, 16-10 (CI)
 2001 - Bears, 24-0 (PB)
 2005 - Bengals, 24-7 (S)
 2009 - Bengals, 45-10 (PB)
 2013 - Bears, 24-21 (S)

2017 - Bears, 33-7 (PB)



CLEVELAND BROWNS

W-7

L-9

T-0

1951 - Browns, 42-21 (CL)
 1954 - Browns, 39-10 (W)
 1960 - Browns, 42-0 (CL)
 1961 - Bears, 17-14 (W)
 1967 - Browns, 24-0 (CL)
 1969 - Browns, 28-24 (W)

1972 - Bears, 17-0 (CL)
 1980 - Browns, 27-21 (CL) mnf
 1986 - Bears, 41-31 (S)
 1989 - Browns, 27-7 (CL) mnf
 1992 - Browns, 27-14 (CL)
 2001 - Bears, 27-21 (S) +

2005 - Browns, 20-10 (CB)
 2009 - Bears, 30-6 (S)
 2013 - Bears, 38-31 (CB)
 2017 - Bears, 20-3 (S)



DALLAS COWBOYS

W-12

L-15

T-0

1960 - Bears, 17-7 (W)
 1962 - Bears, 34-33 (DA)
 1964 - Cowboys, 34-10 (W)
 1968 - Cowboys, 24-3 (W)
 1971 - Bears, 23-19 (S)
 1973 - Bears, 20-17 (S)
 1976 - Cowboys, 31-21 (TX)
1977 - Cowboys, 37-7 (TX) WC
 1979 - Cowboys, 24-20 (TX)

1981 - Cowboys, 10-9 (TX) thank
 1984 - Cowboys, 23-14 (S)
 1985 - Bears, 44-0 (TX)
 1986 - Bears, 24-10 (TX)
 1988 - Bears, 17-7 (S)
1991 - Cowboys, 17-13 (S) FR
 1992 - Cowboys, 27-14 (TX)
 1996 - Bears, 22-6 (S) mnf
 1997 - Cowboys, 27-3 (TX)

1998 - Bears, 13-12 (S)
 2004 - Cowboys, 21-7 (TX) thank
 2007 - Cowboys, 34-10 (S) sn
 2010 - Bears, 27-20 (COS)
 2012 - Bears, 34-18 (COS) mnf
 2013 - Bears, 45-28 (S) mnf
 2014 - Cowboys, 41-28 (S) thu nfn
 2016 - Cowboys, 31-217 (COS) sn
 2019 - Bears, 31-24 (S) SNF



DENVER BRONCOS

W-8

L-8

T-0

1971 - Broncos, 6-3 (DN)
 1973 - Bears, 33-14 (DN)
 1976 - Broncos, 28-14 (S)
 1978 - Broncos, 16-7 (DN) mnf
 1981 - Bears, 35-24 (S)
 1983 - Bears, 31-14 (S)

1984 - Bears, 27-0 (S)
 1987 - Broncos, 31-29 (DN) mnf
 1990 - Bears, 16-13 (DN) +
 1993 - Broncos, 13-3 (S) sat
 1996 - Broncos, 17-12 (DN)
 2003 - Bears, 19-10 (DN)

2007 - Bears, 37-34 (S) +
 2011 - Broncos, 13-10 (DN) +
 2015 - Broncos, 17-15 (S)
 2019 - Bears, 16-14 (DN)



HOUSTON TEXANS

W-0

L-4

T-0

2004 - Texans, 24-5 (S)
 2008 - Texans, 31-24 (R)
 2012 - Texans, 13-6 (S) sn

2016 - Texans, 23-14 (R) sn



INDIANAPOLIS COLTS

W-19

L-24

T-0

1953 - Colts, 13-9 (B)
 Colts, 16-14 (W)
 1954 - Bears, 28-9 (W)
 Bears, 28-13 (B)
 1955 - Colts, 23-17 (B)
 Bears, 38-10 (W)
 1956 - Colts, 28-21 (B)
 Bears, 58-27 (W)
 1957 - Colts, 21-10 (B)
 Colts, 29-14 (W)
 1958 - Colts, 51-38 (B)
 Colts, 17-0 (W)
 1959 - Bears, 26-21 (B)
 Colts, 21-7 (W)
 1960 - Colts, 42-7 (B)

Colts, 24-20 (W)
 Bears, 24-10 (W)
 Bears, 21-20 (B)
 1962 - Bears, 35-15 (W)
 Bears, 57-0 (B)
 1963 - Bears, 10-3 (W)
 Bears, 17-7 (B)
 1964 - Colts, 52-0 (B)
 Colts, 40-24 (W)
 1965 - Colts, 26-21 (W)
 Bears, 13-0 (B)
 1966 - Bears, 27-17 (W)
 Colts, 21-16 (B)
 1967 - Colts, 24-3 (W)
 1968 - Colts, 28-7 (B)

1969 - Colts, 24-21 (W)
 1970 - Colts, 21-20 (B)
 1975 - Colts, 35-7 (S)
 1983 - Colts, 22-19 (B) +
 1985 - Bears, 17-10 (S)
 1988 - Bears, 17-13 (I)
 1991 - Bears, 31-17 (I)
 2000 - Bears, 27-24 (S)
 2004 - Colts, 41-10 (S)
2006 - Colts, 29-17 (DO) SB
 2008 - Bears, 29-13 (LO) sn
 2012 - Bears, 41-21 (S)
 2016 - Colts, 29-23 (LO)



JACKSONVILLE JAGUARS

W-4

L-3

T-0

1995 - Bears, 30-27 (X)	2004 - Jaguars, 22-3 (X)	2016 - Jaguars, 17-16 (S)
1998 - Jaguars, 24-23 (S)	2008 - Bears, 23-10 (S)	
2001 - Bears, 33-13 (S)	2012 - Bears, 41-3 (X)	



KANSAS CITY CHIEFS

W-7

L-6

T-0

1973 - Chiefs, 19-7 (KC) mnf	1993 - Bears, 19-17 (KC)	2011 - Chiefs, 10-3 (S)
1977 - Bears, 28-27 (S)	1996 - Chiefs, 14-10 (KC)	2015 - Bears, 18-17 (KC)
1981 - Bears, 16-13 (KC) +	1999 - Bears, 20-17 (S)	2019 - Chiefs, 26-3 (KC)
1987 - Bears, 31-28 (S)	2003 - Chiefs, 31-3 (KC)	
1990 - Chiefs, 21-10 (S) sat	2007 - Bears, 20-10 (S)	



LAS VEGAS RAIDERS

W-7

L-8

T-0

1972 - Raiders, 28-21 (O)	1987 - Bears, 6-3 (LA)	2003 - Bears, 24-21 (S)
1976 - Raiders, 28-27 (S)	1990 - Raiders, 24-10 (LA)	2007 - Bears, 17-6 (O)
1978 - Raiders, 25-19 (S) +	1993 - Raiders, 16-14 (S)	2011 - Raiders, 25-20 (O)
1981 - Bears, 23-6 (O)	1996 - Bears, 19-17 (S)	2015 - Bears, 22-20 (S)
1984 - Bears, 17-6 (S)	1999 - Raiders, 24-17 (O)	2019 - Raiders, 24-21 (LN)



LOS ANGELES CHARGERS

W-7

L-6

T-0

1970 - Chargers, 20-7 (W)	1993 - Bears, 16-13 (SD) sn	2011 - Bears, 31-20 (S)
1974 - Chargers, 28-21 (SD)	1996 - Bears, 27-14 (S) sat	2015 - Bears, 22-19 (SD) mnf
1978 - Chargers, 40-7 (SD) mnf	1999 - Bears, 23-20 (SD)+	2019 - Chargers, 17-16 (S)
1981 - Bears, 20-17 (S) +	2003 - Bears, 20-7 (S)	
1984 - Chargers, 20-7 (SD) mnf	2007 - Chargers, 14-3 (SD)	



LOS ANGELES RAMS

W-54

L-37

T-3

1937 - Bears, 20-2 (CL) Bears, 15-7 (W)	1954 - Rams, 42-38 (LA) Bears, 24-13 (W)	1975 - Rams, 38-10 (LA)
1938 - Rams, 14-7 (W) Rams, 23-21 (CL)	1955 - Bears, 31-20 (LA) Bears, 24-3 (W)	1976 - Rams, 20-12 (LA)
1939 - Bears, 30-21 (W) Bears, 35-21 (CL)	1956 - Bears, 35-24 (LA) Bears, 30-21 (W)	1977 - Bears, 24-23 (S) mnf
1940 - Bears, 21-14 (CL) Bears, 47-25 (W)	1957 - Bears, 34-26 (W) Bears, 16-10 (LA)	1979 - Bears, 27-23 (S)
1941 - Bears, 48-21 (CL) Bears, 31-13 (W)	1958 - Bears, 31-10 (W) Rams, 41-35 (LA)	1981 - Rams, 24-7 (S) mnf
1942 - Bears, 21-7 (CL) Bears, 47-0 (W)	1959 - Rams, 28-21 (W) Bears, 26-21 (LA)	1982 - Bears, 34-26 (AN)
1944 - Rams, 19-7 (CL) Bears, 28-21 (W)	1960 - Bears, 34-27 (W) Tie, 24-24 (LA)	1983 - Rams, 21-14 (AN)
1945 - Rams, 17-0 (CL) Rams, 41-21 (W)	1961 - Bears, 21-17 (LA) Bears, 28-24 (W)	1984 - Rams, 29-13 (AN)
1946 - Tie, 28-28 (W) Bears, 27-21 (LA)	1962 - Bears, 27-23 (LA) Bears, 30-14 (W)	1985 - Bears, 24-0 (S) CC
1947 - Bears, 41-21 (LA) Rams, 17-14 (W)	1963 - Bears, 52-14 (LA) Bears, 6-0 (W)	1986 - Rams, 20-17 (S) mnf
1948 - Bears, 42-21 (W) Bears, 21-6 (LA)	1964 - Bears, 38-17 (W) Bears, 34-24 (LA)	1988 - Rams, 23-3 (AN) mnf
1949 - Rams, 31-16 (W) Rams, 27-24 (LA)	1965 - Rams, 30-28 (LA) Bears, 31-6 (W)	1989 - Bears, 20-10 (S)
1950 - Bears, 24-20 (LA) Bears, 24-14 (W) Rams, 24-14 (LA) CC	1966 - Rams, 31-17 (LA) Bears, 17-10 (W)	1990 - Bears, 38-9 (S) sn
1951 - Rams, 42-17 (W)	1967 - Rams, 28-17 (W)	1993 - Rams, 20-6 (AN)
1952 - Rams, 31-7 (LA) Rams, 40-24 (W)	1968 - Bears, 17-16 (LA)	1994 - Bears, 27-13 (S)
1953 - Rams, 38-24 (LA) Bears, 24-21 (W)	1969 - Rams, 9-7 (W)	1995 - Rams, 34-28 (SL)
	1971 - Rams, 17-3 (LA)	1996 - Bears, 35-9 (S)
	1972 - Tie, 13-13 (S)	1997 - Bears, 13-10 (TW) sn
	1973 - Rams, 26-0 (S)	1998 - Rams, 20-12 (S)
		1999 - Rams, 34-12 (TW)
		2002 - Rams, 21-16 (EJ) mnf
		2003 - Rams, 23-21 (S)
		2006 - Bears, 42-27 (EJ) mnf
		2008 - Bears, 27-3 (EJ)
		2009 - Bears, 17-9 (S)
		2012 - Bears, 23-6 (S)
		2013 - Rams, 42-21 (EJ)
		2015 - Bears, 37-13 (EJ)
		2018 - Bears, 15-6 (S)
		2019 - Rams, 17-7 (CL)

Series records includes playoff games



MIAMI DOLPHINS

W-4

L-9

T-0

1971 - Dolphins, 34-3 (MI) mnf
 1975 - Dolphins, 46-13 (S)
 1979 - Dolphins, 31-16 (MI)
 1985 - Dolphins, 38-24 (MI) mnf
 1988 - Bears, 34-7 (S)

1991 - Dolphins, 16-13 (S) +
 1994 - Bears, 17-14 (MI-JR)
 1997 - Bears, 36-33 (MI-PP) + mnf
 2002 - Dolphins, 27-9 (MI-PP) mnf
 2006 - Dolphins, 31-13 (S)

2010 - Bears, 16-0 (MI-SU) thu nfln
 2014 - Dolphins, 27-14 (S)
 2018 - Dolphins, 31-28 (HR) +



NEW ENGLAND PATRIOTS

W-4

L-10

T-0

1973 - Patriots, 13-10 (S)
 1979 - Patriots, 27-7 (S)
 1982 - Bears, 26-13 (S)
 1985 - Bears, 20-17 (S)
Bears, 46-10 (NO) SB

1988 - Patriots, 30-7 (NE)
 1994 - Patriots, 13-3 (S) sat
 1997 - Patriots, 31-3 (NE)
 2000 - Bears, 24-17 (S)
 2002 - Patriots, 33-30 (IL)

2006 - Patriots, 17-13 (GI)
 2010 - Patriots, 36-7 (S)
 2014 - Patriots, 51-23 (GI)
 2018 - Patriots, 38-31 (S)



NEW ORLEANS SAINTS

W-15

L-16

T-0

1968 - Bears, 23-17 (TL)
 1970 - Bears, 24-3 (TL)
 1971 - Bears, 35-14 (S)
 1973 - Saints, 21-16 (NO)
 1974 - Bears, 24-10 (S)
 1975 - Bears, 42-17 (NO)
 1977 - Saints, 42-24 (S)
 1980 - Bears, 22-3 (S)
 1982 - Saints, 10-0 (S)
 1983 - Saints, 34-31 (NO) +
 1984 - Bears, 20-7 (S)

1987 - Saints, 19-17 (S)
1990 - Bears, 16-6 (S) FR
 1991 - Bears, 20-17 (NO)
 1992 - Saints, 28-6 (NO)
 1994 - Bears, 17-7 (S)
 1996 - Saints, 27-24 (NO)
 1997 - Saints, 20-17 (S) sn
 1999 - Bears, 14-10 (S)
 2000 - Saints, 31-10 (S)
 2002 - Saints, 29-23 (IL)
 2003 - Saints, 20-13 (NO)

2005 - Bears, 20-17 (TS)
2006 - Bears, 39-14 (S) CC
 2007 - Bears, 33-25 (S)
 2008 - Bears, 27-24 (S) + thu nfln
 2011 - Saints, 30-13 (NO)
 2013 - Saints, 26-18 (S)
 2014 - Saints, 31-15 (S) mnf
 2017 - Saints, 20-12 (NO)
 2019 - Saints, 36-25 (S)



NEW YORK GIANTS

W-34

L-24

T-2

1925 - Bears, 19-7 (PG)
 Giants, 9-0 (W)
 1926 - Bears, 7-0 (W)
 1927 - Giants, 13-7 (PG)
 1928 - Bears, 13-0 (W)
 1929 - Giants, 26-14 (W)
 Giants, 34-0 (PG)
 Giants, 14-9 (W)
 1930 - Giants, 12-0 (W)
 Bears, 12-0 (PG)
 1931 - Bears, 6-0 (W)
 Bears, 12-6 (PG)
 Giants, 25-6 (W)
 1932 - Bears, 28-8 (PG)
 Bears, 6-0 (W)
 1933 - Bears, 14-10 (W)
 Giants, 3-0 (PG)
Bears, 23-21 (W) NFL
 1934 - Bears, 27-7 (W)
 Bears, 10-9 (PG)
Giants, 30-13 (PG) NFL

1935 - Bears, 20-3 (PG)
 Giants, 3-0 (W)
 1936 - Bears, 25-7 (PG)
 1937 - Tie, 3-3 (PG)
 1939 - Giants, 16-13 (PG)
 1940 - Bears, 37-21 (PG)
 1941 - Bears, 37-9 (W) NFL
 1942 - Bears, 26-7 (PG)
 1943 - Bears, 56-7 (PG)
 1946 - Giants, 14-0 (PG)
Bears, 24-14 (PG) NFL
 1948 - Bears, 35-14 (W)
 1949 - Giants, 35-28 (PG)
 1956 - Tie, 17-17 (NY)
Giants, 47-7 (NY) NFL
 1962 - Giants, 26-24 (W)
 1963 - Bears, 14-10 (W) NFL
 1965 - Bears, 35-14 (NY)
 1967 - Bears, 34-7 (W)
 1969 - Giants, 28-24 (NY)
 1970 - Bears, 24-16 (NY)

1974 - Bears, 16-13 (S)
 1977 - Bears, 12-9 (NJ) +
1985 - Bears, 21-0 (S) DP
 1987 - Bears, 34-19 (S) mnf
1990 - Giants, 31-3 (NJ) DP
 1991 - Bears, 20-17 (S)
 1992 - Giants, 27-14 (S) mnf
 1993 - Bears, 26-20 (S)
 1995 - Bears, 27-24 (NJ)
 2000 - Giants, 14-7 (S)
 2004 - Bears, 28-21 (NJ)
 2006 - Bears, 38-20 (NJ) sn
 2007 - Giants, 21-16 (S)
 2010 - Giants, 17-3 (ME) sn
 2013 - Bears, 27-21 (S) thu
 2016 - Giants, 22-16 (ME)
 2018 - Giants, 30-27 (ME) +
 2019 - Bears, 19-14 (S)



NEW YORK JETS

W-9

L-3

T-0

1974 - Jets, 23-21 (S)
 1979 - Bears, 23-13 (S)
 1985 - Bears, 19-6 (NJ) sat
 1991 - Bears, 19-13 (S) + mnf
 1994 - Bears, 19-7 (NJ) sn

1997 - Jets, 23-15 (S)
 2000 - Jets, 17-10 (NJ)
 2002 - Bears, 20-13 (IL)
 2006 - Bears, 10-0 (NJ)
 2010 - Bears, 38-34 (S)

2014 - Bears, 27-19 (ME) mnf
 2018 - Bears, 24-10 (S)

Series records includes playoff games



PHILADELPHIA EAGLES

W-30

L-16

T-1

- 1933 - Tie, 3-3 (BK)
- 1935 - Bears, 39-0 (BK)
- 1936 - Bears, 17-0 (PH)
Bears, 28-7 (PH)
- 1938 - Bears, 28-6 (PH)
- 1939 - Bears, 27-14 (W)
- 1941 - Bears, 49-14 (SH)
- 1942 - Bears, 45-14 (W)
- 1943 - Bears, 48-21 (W)
- 1944 - Bears, 28-7 (SH)
- 1946 - Bears, 21-14 (W)
- 1947 - Bears, 40-7 (W)
- 1948 - Eagles, 12-7 (SH)
- 1949 - Bears, 38-21 (W)
- 1955 - Bears, 17-10 (W)
- 1961 - Eagles, 16-14 (FR)
- 1963 - Bears, 16-7 (W)

- 1968 - Bears, 29-16 (FR)
- 1970 - Bears, 20-16 (DS)
- 1972 - Bears, 21-12 (V)
- 1975 - Bears, 15-13 (S)
- 1979 - Eagles, 27-17 (V) WC**
- 1980 - Eagles, 17-14 (V)
- 1983 - Bears, 7-6 (V)
Bears, 17-14 (S)
- 1986 - Bears, 13-10 (S) +
- 1987 - Bears, 35-3, (V)
- 1988 - Bears, 20-12 (S) DP**
- 1989 - Bears, 27-13 (S) mnf
- 1993 - Bears, 17-6 (V)
- 1994 - Eagles, 30-22 (V) mnf
- 1995 - Bears, 20-14 (S)
- 1999 - Eagles, 20-16 (S)
- 2000 - Eagles, 13-9 (V)

- 2001 - Eagles, 33-19 (S) DP**
- 2002 - Eagles, 19-13 (IL)
- 2004 - Eagles, 19-9 (S)
- 2007 - Bears, 19-16 (LI)
- 2008 - Bears, 24-20 (S) sn
- 2009 - Eagles, 24-20 (S) sn
- 2010 - Bears, 31-26 (S)
- 2011 - Bears, 30-24 (LI) mnf
- 2013 - Eagles, 54-11 (LI) snf
- 2015 - Eagles, 29-14 (S) mnf
- 2017 - Eagles, 31-3 (LF)
- 2018 - Eagles, 16-15 (S) WC**
- 2019 - Eagles, 14-22 (LF)



PITTSBURGH STEELERS

W-22

L-7

T-1

- 1934 - Bears, 28-0 (PI)
- 1935 - Bears, 23-7 (PI)
- 1936 - Bears, 27-9 (PI)
Bears, 26-7 (W)
- 1937 - Bears, 7-0 (PI)
- 1939 - Bears, 32-0 (PI)
- 1941 - Bears, 34-7 (W)
- 1943 - Bears, 48-21 (W)
- 1944 - Bears, 34-7 (W)
Bears, 49-7 (PI)
- 1945 - Bears, 28-7 (PI)
- 1947 - Bears, 49-7 (W)

- 1949 - Bears, 30-21 (W)
- 1958 - Steelers, 24-10 (PI)
- 1959 - Bears, 27-21 (W)
- 1963 - Tie, 17-17 (PI)
- 1967 - Steelers, 41-13 (PI)
- 1969 - Bears, 38-7 (W)
- 1971 - Bears, 17-15 (S)
- 1975 - Steelers, 34-3 (TR)
- 1980 - Steelers, 38-3 (TR)
- 1986 - Bears, 13-10 (S) +
- 1989 - Bears, 20-0 (TR)
- 1992 - Bears, 30-6 (S)

- 1995 - Steelers, 37-34 (S) +
- 1998 - Steelers, 17-12 (TR)
- 2005 - Steelers, 21-9 (HF)
- 2009 - Bears, 17-14 (S)
- 2013 - Bears, 40-23 (HF) snf
- 2017 - Bears, 23-17 (S) +



SAN FRANCISCO 49ERS

W-32

L-34

T-1

- 1950 - Bears, 32-20 (KZ)
Bears, 17-0 (W)
- 1951 - Bears, 13-7 (W)
- 1952 - 49ers, 40-16 (W)
Bears, 20-17 (KZ)
- 1953 - 49ers, 35-28 (W)
49ers, 24-14 (KZ)
- 1954 - 49ers, 31-24 (W)
Bears, 31-27 (KZ)
- 1955 - 49ers, 20-19 (W)
Bears, 34-23 (KZ)
- 1956 - Bears, 31-7 (W)
Bears, 38-21 (KZ)
- 1957 - 49ers, 21-17 (W)
49ers, 21-17 (KZ)
- 1958 - Bears, 28-6 (W)
Bears, 27-14 (KZ)
- 1959 - 49ers, 20-17 (KZ)
Bears, 14-3 (W)
- 1960 - Bears, 27-10 (W)
49ers, 25-7 (KZ)
- 1961 - Bears, 31-0 (W)
49ers, 41-31 (KZ)
- 1962 - Bears, 30-14 (KZ)

- 49ers, 34-27 (W)
- 1963 - 49ers, 20-14 (KZ)
Bears, 27-7 (W)
- 1964 - 49ers, 31-21 (KZ)
Bears, 23-21 (W)
- 1965 - 49ers, 52-24 (KZ)
Bears, 61-20 (W)
- 1966 - Tie, 30-30 (W)
49ers, 41-14 (KZ)
- 1967 - Bears, 28-14 (KZ)
- 1968 - Bears, 27-19 (W)
- 1969 - 49ers, 42-21 (KZ)
- 1970 - 49ers, 37-16 (W)
- 1971 - 49ers, 13-0 (SF)
- 1972 - 49ers, 34-21 (S)
- 1974 - 49ers, 34-0 (S)
- 1975 - 49ers, 31-3 (SF)
- 1976 - Bears, 19-12 (SF)
- 1978 - Bears, 16-13 (SF)
- 1979 - Bears, 28-27 (SF)
- 1981 - 49ers, 28-17 (SF)
- 1983 - Bears, 13-3 (S)
- 1984 - 49ers, 23-0 (SF) CC**
- 1985 - Bears, 26-10 (SF)

- 1987 - 49ers, 41-0 (SF) mnf
- 1988 - Bears, 10-9 (S) mnf
49ers, 28-3 (S) CC
- 1989 - 49ers, 26-0 (SF)
- 1991 - 49ers, 52-14 (SF) mnf
- 1994 - 49ers, 44-15 (SF) SR**
- 2000 - 49ers, 17-0 (SF)
- 2001 - Bears, 37-31 (S) +
- 2003 - 49ers, 49-7 (SF)
- 2004 - Bears, 23-13 (S) sn
- 2005 - Bears, 17-9 (S)
- 2006 - Bears, 41-10 (S)
- 2009 - 49ers, 10-6 (SF) thu nfin
- 2012 - 49ers, 32-7 (SF) mnf
- 2014 - Bears, 28-20 (LE) snf
- 2015 - 49ers, 26-20 (S) +
- 2016 - Bears, 26-6 (S)
- 2017 - 49ers, 15-14 (S)
- 2018 - Bears, 14-9 (LE)

HISTORY

Series records includes playoff games



SEATTLE SEAHAWKS

W-7

L-11

T-0

1976 – Bears, 34-7 (SE)
 1978 – Seahawks, 31-29 (S)
 1982 – Seahawks, 20-14 (SE)
 1984 – Seahawks, 38-9 (SE)
 1987 – Seahawks, 34-21 (S)
 1990 – Bears, 17-0 (S)
 1999 – Seahawks, 14-13 (S)

2003 – Seahawks, 24-17 (SS)
 2006 – Bears, 37-6 (S) sn
Bears, 27-24 (S) DP +
 2007 – Seahawks, 30-23 (SS)
 2009 – Bears, 25-19 (SS)
 2010 – Seahawks, 23-20 (S)
Bears, 35-24 (S) DP

2011 – Seahawks, 38-14 (S)
 2012 – Seahawks, 23-17 (S) +
 2015 – Seahawks, 26-0 (SS)
 2018 – Bears, 24-17 (S)



TAMPA BAY BUCCANEERS

W-39

L-20

T-0

1977 – Bears, 10-0 (TB)
 1978 – Buccaneers, 33-19 (TB)
 Bears, 14-3 (S)
 1979 – Buccaneers, 17-13 (S)
 Bears, 14-0 (TB)
 1980 – Bears, 23-0 (S) mnf
 Bears, 14-13 (TB) sat
 1981 – Bears, 28-17 (S)
 Buccaneers, 20-10 (TB)
 1982 – Buccaneers, 26-23 (TB) +
 1983 – Bears, 17-10 (S)
 Bears, 27-0 (TB)
 1984 – Bears, 34-14 (S)
 Bears, 44-9 (TB)
 1985 – Bears, 38-28 (S)
 Bears, 27-19 (TB)
 1986 – Bears, 23-3 (TB)
 Bears, 48-14 (S)
 1987 – Bears, 20-3 (S)
 Bears, 27-26 (TB)
 1988 – Bears, 28-10 (S)

Bears, 27-15 (TB)
 1989 – Buccaneers, 42-35 (TB)
 Buccaneers, 32-31 (S)
 1990 – Bears, 26-6 (TB)
 Bears, 27-14 (S)
 1991 – Bears, 21-20 (TB)
 Bears, 27-0 (S) sat
 1992 – Bears, 31-14 (S)
 Buccaneers, 20-17 (TB)
 1993 – Bears, 47-17 (S)
 Buccaneers, 13-10 (TB)
 1994 – Bears, 21-9 (S)
 Bears, 20-6 (TB)
 1995 – Bears, 25-6 (TB)
 Bears, 31-10 (S)
 1996 – Bears, 13-10 (S)
 Buccaneers, 34-19 (TB)
 1997 – Bears, 13-7 (S)
 Buccaneers, 31-15 (TB)
 1998 – Buccaneers, 27-15 (RJ)
 Buccaneers, 31-17 (S)

1999 – Buccaneers, 6-3 (RJ)
 Buccaneers, 20-6 (S)
 2000 – Buccaneers, 41-0 (RJ)
 Bears, 13-10 (S)
 2001 – Bears, 27-24 (RJ)
 Bears, 27-3 (S)
 2002 – Buccaneers, 15-0 (IL) sn
 2004 – Buccaneers, 19-7 (RJ)
 2005 – Bears, 13-10 (RJ)
 2006 – Bears, 34-31 (S) +
 2008 – Buccaneers, 27-24 (S) +
 2011 – Bears, 24-18 (WS)
 2014 – Bears, 21-13 (S)
 2015 – Bears, 26-21 (RJ)
 2016 – Buccaneers, 36-10 (RJ)
 2017 – Buccaneers, 29-7 (RJ)
 2018 – Bears, 48-10 (S)



TENNESSEE TITANS

W-6

L-6

T-0

1973 – Bears, 35-14 (S)
 1977 – Oilers, 47-0 (H)
 1980 – Oilers, 10-6 (S)
 1986 – Bears, 20-7 (H)
 1989 – Oilers, 33-28 (S)

1992 – Oilers, 24-7 (H) mnf
 1995 – Bears, 35-32 (S)
 1998 – Bears, 23-20 (VA)
 2004 – Bears, 19-17 (CO) +
 2008 – Titans, 21-14 (S)

2012 – Bears, 51-20 (CO)
 2016 – Titans, 27-21 (S)



THE WASHINGTON FOOTBALL TEAM

W-24

L-26

T-1

1932 – Tie, 7-7 (BO)
 1933 – Bears, 7-0 (W)
 Redskins, 10-0 (W)
 1934 – Bears, 21-0 (BO)
 1935 – Bears, 30-14 (BO)
 1936 – Bears, 26-0 (BO)
1937 – Redskins, 28-21 (W) NFL
 1938 – Bears, 31-7 (W)
 1940 – Redskins, 7-3 (WA)
Bears, 73-0 (WA) NFL
 1941 – Bears, 35-21 (W)
1942 – Redskins, 14-6 (WA) NFL
 1943 – Redskins, 21-7 (WA)
Bears, 41-21 (W) NFL
 1945 – Redskins, 28-21 (WA)
 1946 – Bears, 24-20 (W)
 1947 – Bears, 56-20 (WA)
 1948 – Bears, 48-13 (W)

1949 – Bears, 31-21 (WA)
 1951 – Bears, 27-0 (WA)
 1953 – Bears, 27-24 (WA)
 1957 – Redskins, 14-3 (W)
 1964 – Redskins, 27-20 (DC)
 1968 – Redskins, 38-28 (W)
 1971 – Bears, 16-15 (S)
 1974 – Redskins, 42-0 (DC)
 1976 – Bears, 33-7 (S)
 1978 – Bears, 14-10 (DC) sat
 1980 – Bears, 35-21 (S)
 1981 – Redskins, 24-7 (S)
1984 – Bears, 23-19 (DC) DP
 1985 – Bears, 45-10 (S)
1986 – Redskins, 27-13 (S) DP
1987 – Redskins, 21-17 (S) DP
 1988 – Bears, 34-14 (DC)
 1989 – Redskins, 38-14 (DC)

1990 – Redskins, 10-9 (DC)
 1991 – Redskins, 20-7 (S)
 1996 – Redskins, 10-3 (DC)
 1997 – Redskins, 31-8 (S)
 1999 – Redskins, 48-22 (FF)
 2001 – Bears, 20-15 (FF)
 2003 – Bears, 27-24 (S)
 2004 – Redskins, 13-10 (S)
 2005 – Redskins, 9-7 (FF)
 2007 – Redskins, 24-16 (FF) thu nfl
 2010 – Redskins, 17-14 (S)
 2013 – Redskins, 45-41 (FF)
 2015 – Redskins, 24-21 (S)
 2016 – Redskins, 41-21 (S)
 2019 – Bears, 31-15 (FF)

Series records includes playoff games

BEARS ON MONDAY NIGHT FOOTBALL

Date	Opponent	Site	W/L	Score	Following Week
10/5/1970	Detroit Lions	Tiger Stadium	L	14-28	L MIN
11/29/1971	Miami Dolphins	Orange Bowl	L	3-24	L @ DEN
10/23/1972	Minnesota Vikings	SOLDIER FIELD	W	13-10	W @ STL
11/12/1973	Kansas City Chiefs	Arrowhead	L	7-19	L DET
10/21/1974	Green Bay Packers	SOLDIER FIELD	W	10- 9	L @ BUF
10/27/1975	Minnesota Vikings	SOLDIER FIELD	L	9-13	L MIA
10/10/1977	Los Angeles Rams	SOLDIER FIELD	W	24-23	L+ @MIN
9/25/1978	Minnesota Vikings	SOLDIER FIELD	L	20-24	L+ OAK
10/16/1978	Denver Broncos	Mile High	L	7-16	L @ TB
12/4/1978	San Diego Chargers	Jack Murphy	L	7-40	W GB
10/6/1980	Tampa Bay Buccaneers	SOLDIER FIELD	W	23- 0	L @ MIN
11/3/1980	Cleveland Browns	Cleveland	L	21-27	W WAS
9/28/1981	Los Angeles Rams	SOLDIER FIELD	L	7-24	W @ MIN
10/19/1981	Detroit Lions	Silverdome	L	17-48	W+ SD
12/3/1984	San Diego Chargers	Jack Murphy	L	7-20	L GB
10/21/1985	Green Bay Packers	SOLDIER FIELD	W	23- 7	W MIN
12/2/1985	Miami Dolphins	Orange Bowl	L	24-38	W IND
9/22/1986	Green Bay Packers	Lambeau Field	W	25-12	W @ CIN
11/3/1986	Los Angeles Rams	SOLDIER FIELD	L	17-20	W @ TB
12/15/1986	Detroit Lions	Silverdome	W	16-13	W @ DAL
9/14/1987	New York Giants	SOLDIER FIELD	W	34-19	W TB
11/16/1987	Denver Broncos	Mile High	L	29-31	W DET
12/14/1987	San Francisco 49ers	Candlestick	L	0-41	L @ SEA
10/24/1988	San Francisco 49ers	SOLDIER FIELD	W	10- 9	L @ NE
12/5/1988	Los Angeles Rams	Anaheim	L	3-20	W DET
12/19/1988	Minnesota Vikings	Metrodome	L	27-28	end of season
10/2/1989	Philadelphia Eagles	SOLDIER FIELD	W	27-13	L @ TB
10/23/1989	Cleveland Browns	Cleveland	L	7-27	W LA Rams
9/23/1991	New York Jets	SOLDIER FIELD	W+	19-13	L @ BUF
11/11/1991	Minnesota Vikings	Metrodome	W	34-17	W @ IND
12/23/1991	San Francisco 49ers	Candlestick	L	14-52	end of season
9/21/1992	New York Giants	SOLDIER FIELD	L	14-27	W ATL
11/2/1992	Minnesota Vikings	SOLDIER FIELD	L	10-38	L+ CIN
12/7/1992	Houston Oilers	Astrodome	L	7-24	W PIT
10/25/1993	Minnesota Vikings	SOLDIER FIELD	L	12-19	L @ GB
9/12/1994	Philadelphia Eagles	Veterans Stadium	L	22-30	L MIN
10/31/1994	Green Bay Packers	SOLDIER FIELD	L	6-33	W @ TB
9/11/1995	Green Bay Packers	SOLDIER FIELD	L	24-27	W @ TB
10/30/1995	Minnesota Vikings	Metrodome	W	14- 6	L+ PIT
12/4/1995	Detroit Lions	Silverdome	L	7-27	L @ CIN
9/2/1996	Dallas Cowboys	SOLDIER FIELD	W	22-6	L @ WAS
10/28/1996	Minnesota Vikings	Metrodome	W	15-13	W TB
9/1/1997	Green Bay Packers	Lambeau Field	L	24-38	L MIN
10/27/1997	Miami Dolphins	Pro Player Stadium	W+	36-33	L WAS
10/7/2002	Green Bay Packers	Memorial Stadium*	L	21-34	L+ @ DET
11/18/2002	St. Louis Rams	Edward Jones Dome	L	16-21	W DET
12/9/2002	Miami Dolphins	Pro Player Stadium	L	9-27	W NYJ
9/29/2003	Green Bay Packers	SOLDIER FIELD	L	23-38	W OAK
10/16/2006	Arizona Cardinals	U. of Phoenix Stadium	W	24-23	W SF
12/11/2006	St. Louis Rams	Edward Jones Dome	W	42-27	W+ TB
12/17/2007	Minnesota Vikings	Metrodome	L	13-20	W GB
12/22/2008	Green Bay Packers	SOLDIER FIELD	W+	20-17	L @ HOU
12/28/2009	Minnesota Vikings	SOLDIER FIELD	W+	36-30	W @ DET
9/27/2010	Green Bay Packers	SOLDIER FIELD	W	20-17	L @ NYG
12/20/2010	Minnesota Vikings	TCF Bank Stadium	W	40-14	W NYJ
10/10/2011	Detroit Lions	Ford Field	L	13-24	W MIN

BEARS ON MONDAY NIGHT FOOTBALL (CONT)

Date	Opponent	Site	W/L	Score	Following Week	
11/7/2011	Philadelphia Eagles	Lincoln Financial Field	W	30-24	W	DET
10/1/2012	Dallas Cowboys	Cowboys Stadium	W	34-18	W	@ JAX
10/22/2012	Detroit Lions	SOLDIER FIELD	W	13-7	W	CAR
11/19/2012	San Francisco 49ers	Candlestick Park	L	7-32	W	MIN
11/4/2013	Green Bay Packers	Lambeau Field	W	27-20	L	DET
12/9/2013	Dallas Cowboys	SOLDIER FIELD	W	45-28	W	@ CLE
9/22/2014	New York Jets	MetLife Stadium	W	27-19	L	GB
12/15/2014	New Orleans Saints	SOLDIER FIELD	L	15-31	L	DET
11/9/2015	San Diego Chargers	Qualcomm Stadium	W	22-19	W	@ STL
9/19/2016	Philadelphia Eagles	SOLDIER FIELD	L	29-14	L	@ DAL
10/31/2016	Minnesota Vikings	SOLDIER FIELD	W	20-10	L	@ TB
10/9/2017	Minnesota Vikings	SOLDIER FIELD	L	20-17	W+	@ BAL
9/17/2018	Seattle Seahawks	SOLDIER FIELD	W	24-17	W	@ ARI
9/23/2019	Washington Redskins	FedEx Field	W	31-15	W	MIN

+ Overtime; *Champaign, IL

Overall Record on Monday Night Football: 32-38 (Home: 17-14, Road: 15-24)

Record the week following MNF: 38-30

At home following MNF home game: 5-4; following MNF road game: 19-9

On the road following MNF home game: 9-13; following MNF road game: 5-4

MONDAY NIGHT FOOTBALL RECORDS

The following is each team's record on Monday Night Football (by appearances).

Monday Night Football

	W	L	T	Appearances		W	L	T	Appearances
Miami Dolphins	42	43		85	Kansas City Chiefs	27	19		46
Dallas Cowboys	47	35		82	Buffalo Bills	18	26		44
San Francisco 49ers	49	28		77	New Orleans Saints	22	22		44
Denver Broncos	32	41	1	74	Atlanta Falcons	15	27		42
Washington Redskins	28	45		73	Indianapolis Colts	23	18		41
Pittsburgh Steelers	49	24		73	Tennessee Titans	23	18		41
Chicago Bears	32	38		70	Seattle Seahawks	27	10		37
Oakland Raiders	40	29	1	70	Cincinnati Bengals	11	25		36
New York Giants	26	41	1	68	Detroit Lions	16	19	1	36
Green Bay Packers	34	32	1	67	Cleveland Browns	16	17		33
Philadelphia Eagles	37	27		64	Arizona Cardinals	9	16	1	26
Minnesota Vikings	29	35		64	Baltimore Ravens	13	11		24
Los Angeles Rams	28	33		61	Tampa Bay Buccaneers	11	11		22
New York Jets	22	34		56	Carolina Panthers	10	7		17
New England Patriots	26	25		51	Jacksonville Jaguars	8	7		15
Los Angeles Chargers	22	24		46	Houston Texans	5	10		14

BEARS ON SUNDAY NIGHT FOOTBALL

Date	Opponent	Site	W/L	Score	Following Week/Game
12/6/1987	Minnesota Vikings	Metrodome	W	30-24	L @ SF
12/3/1989	Minnesota Vikings	Metrodome	L	16-27	L DET
12/16/1990	Detroit Lions	Silverdome	L	21-38	W TB
11/8/1992	Cincinnati Bengals	SOLDIER FIELD	L+	28-31	L @ TB
11/14/1993	San Diego Chargers	Qualcomm Stadium	W	16-13	W @ KC
9/25/1994	New York Jets (TNT)	Meadowlands	W	19-7	W BUF
10/5/1997	New Orleans (TNT)	SOLDIER FIELD	L	17-20	L GB
12/14/1997	St. Louis Rams	Trans World Dome	W	13-10	L @ TB
11/15/1998	Detroit Lions	Silverdome	L	3-26	L @ ATL
12/6/1998	Minnesota Vikings	Metrodome	L	22-48	L @ GB
10/15/2000	Minnesota Vikings	SOLDIER FIELD	L	16-28	L @ PHI
12/3/2000	Green Bay Packers	SOLDIER FIELD	L	6-28	W NE
11/25/2001	Minnesota Vikings	Metrodome	W	13-6	W DET
12/29/2002	Tampa Bay Buccaneers	Memorial Stadium*	L	0-15	end of season
9/14/2003	Minnesota Vikings	Metrodome	L	13-24	L @ GB
10/31/2004	San Francisco 49ers	SOLDIER FIELD	W	23-13	W @ NYG
12/18/2005	Atlanta Falcons	SOLDIER FIELD	W	16-3	W @ GB
10/1/2006	Seattle Seahawks	SOLDIER FIELD	W	37-6	W BUF
11/12/2006	New York Giants	Giants Stadium	W	38-20	W @ NYJ
12/31/2006	Green Bay Packers	SOLDIER FIELD	L	7-26	end of season
9/23/2007	Dallas Cowboys	SOLDIER FIELD	L	34-10	L @ DET
10/7/2007	Green Bay Packers	Lambeau Field	W	27-20	L MIN
9/7/2008	Indianapolis Colts	Lucas Oil Field	W	29-13	L @ CAR
9/28/2008	Philadelphia Eagles	SOLDIER FIELD	W	24-20	W @ DET
11/30/2008	Minnesota Vikings	Metrodome	L	14-34	W JAX
9/13/2009	Green Bay Packers	Lambeau Field	L	15-21	W PIT
10/18/2009	Atlanta Falcons	Georgia Dome	L	14-21	L @ CIN
11/22/2009	Philadelphia Eagles	SOLDIER FIELD	L	20-24	L @ MIN
10/3/2010	New York Giants	New Meadowlands	L	3-17	W @ CAR
10/16/2011	Minnesota Vikings	SOLDIER FIELD	W	39-10	W @ TB
12/25/2011	Green Bay Packers	Lambeau Field	L	21-35	W @ MIN
11/11/2012	Houston Texans	SOLDIER FIELD	L	6-13	L @ SF
9/22/2013	Pittsburgh Steelers	Heinz Field	W	40-23	L @ DET
12/22/2013	Philadelphia Eagles	Lincoln Financial Field	L	11-54	L @ GB
9/14/2014	San Francisco 49ers	Levi's Stadium	W	28-20	W @ NYJ
11/9/2014	Green Bay Packers	Lambeau Field	L	14-55	W MIN
11/26/2015#	Green Bay Packers	Lambeau Field	W	17-13	L SF
9/25/2016	Dallas Cowboys	AT&T Stadium	L	31-17	W DET
9/9/2018	Green Bay Packers	Lambeau Field	L	24-23	W SEA
11/18/2018	Minnesota Vikings	SOLDIER FIELD	W	25-20	W @ DET
12/9/2018	Los Angeles Rams	SOLDIER FIELD	W	15-6	W GB
11/17/2019	at Los Angeles Rams	LA Coliseum	L	17-7	W NYG
12/22/2019	vs. Kansas City Chiefs	SOLDIER FIELD	L	26-3	W @ MIN

+ Overtime; *Champaign, IL; #Thanksgiving night, special edition of Sunday Night Football

Overall Record on Sunday Night Football: 18-25 (Home: 7-10, Road: 11-15)

Record the week/game following SNF: 23-18

At home following SNF home game: 3-1; following SNF road game: 9-3

On the road following SNF home game: 6-5; following SNF road game: 5-9

On two occasions, the Bears ended the regular season with a Sunday night game (2002, 2006).

BEARS ON THURSDAY NIGHT FOOTBALL

Date	Opponent	Site	W/L	Score	Following Week	
9/19/1985	Minnesota Vikings	Metrodome	W	33-24	W	WAS
10/17/1991	Green Bay Packers	Lambeau Field	W	10-0	W	@ NO
12/1/1994	Minnesota Vikings	Metrodome	L	23-33	L	@ GB
12/6/2007	Washington Redskins	FedEx Field	L	16-24	L	@ MIN
12/11/2008	New Orleans Saints	SOLDIER FIELD	W+	27-24	W+	GB
11/12/2009	San Francisco 49ers	3COM Park	L	6-10	L	PHI
11/18/2010	Miami Dolphins	Sun Life Stadium	W	16-0	W	PHI
9/13/2012	Green Bay Packers	Lambeau Field	L	10-23	W	STL
10/10/2013	New York Giants	SOLDIER FIELD	W	27-21	L	@ WAS
12/4/2014	Dallas Cowboys	SOLDIER FIELD	L	28-41	L	NO
10/20/2016	Green Bay Packers	Lambeau Field	L	26-10	W	MIN
9/28/2017	Green Bay Packers	Lambeau Field	L	35-14	L	MIN
9/5/2019	Green Bay Packers	Soldier Field	L	10-3	W	@ DEN
12/5/19	Dallas Cowboys	Soldier Field	W	31-24	L	@ GB

Overall Record on Thursday Night Football: 6-8 (Home: 3-2, Road: 3-6)

SUNDAY NIGHT FOOTBALL RECORDS

The following is each team's record on Sunday Night Football (by appearances).

	W	L	T	Appearances		W	L	T	Appearances
Dallas Cowboys	35	34		69	San Francisco 49ers	15	14		29
New York Giants	22	32	1	55	Arizona Cardinals	10	15	1	26
Denver Broncos	28	22		50	Baltimore Ravens	15	12		27
Pittsburgh Steelers	30	24		54	New York Jets	10	13		23
New England Patriots	31	22		53	Los Angeles Rams	13	14		27
Indianapolis Colts	22	26		48	Kansas City Chiefs	16	12		28
Philadelphia Eagles	25	22		47	Buffalo Bills	11	10		21
Green Bay Packers	28	17		45	Tennessee Titans	11	10		21
Oakland Raiders	19	20		39	Atlanta Falcons	11	12		23
Chicago Bears	18	25		43	Cincinnati Bengals	3	16		19
Washington Redskins	19	17	1	37	Tampa Bay Buccaneers	6	12		18
Seattle Seahawks	24	15	1	39	Detroit Lions	6	13		19
Minnesota Vikings	21	19		40	Carolina Panthers	6	11		17
Los Angeles Chargers	17	19		36	Jacksonville Jaguars	5	6		11
New Orleans Saints	22	14		36	Cleveland Browns	1	10		11
Miami Dolphins	19	9		28	Houston Texans	5	7		12

BEARS ON SATURDAY

Date	Opponent	Site	W/L	Score	Following Week	
12/5/1925	Frankford Yellow Jackets	Philadelphia	W	14-7	W	@NYG
12/12/1925	Detroit Panthers	Detroit	L	21-0	L	NYG
12/4/1926	Frankford Yellow Jackets	Philadelphia	L	7-6	W	PTM
12/3/1927	Frankford Yellow Jackets	Philadelphia	T	0-0	W	FYJ
12/15/1928	Frankford Yellow Jackets	Philadelphia	L	19-0	--	--
11/16/1929	Frankford Yellow Jackets	Philadelphia	L	20-14	L	@NYG
11/22/1930	Frankford Yellow Jackets	Philadelphia	W	13-6	W	CHC
10/5/1957	Baltimore Colts	Baltimore	L	21-10	L	SF
10/4/1958	Baltimore Colts	Baltimore	L	51-38	W	SF
10/3/1959	Baltimore Colts	Baltimore	W	26-21	L	LAN
9/23/1961	Los Angeles Rams	Los Angeles	W	21-17	L	@GB
12/5/1964	Green Bay Packers	Chicago	L	17-3	L	MIN
9/25/1965	Los Angeles Rams	Los Angeles	L	30-28	L	@GB
12/6/1969	San Francisco 49ers	San Francisco	L	42-21	L	GB
9/19/1970	New York Giants	New York	W	24-16	W	PHI
12/5/1970	Minnesota Vikings	Minneapolis	L	16-13	W	GB
12/16/1978	Washington Redskins	Washington	W	14-10	--	--
12/20/1980	Tampa Bay Buccaneers	Tampa Bay	W	14-13	--	--
12/14/1985	New York Jets	New York	W	19-6	W	@DET
12/29/1990	Kansas City Chiefs	Chicago	L	21-10	--	--
12/14/1991	Tampa Bay Buccaneers	Chicago	W	27-0	L	@SF
12/18/1993	Denver Broncos	Chicago	L	13-3	L	DET
12/24/1994	New England Patriots	Chicago	L	13-3	--	--
12/14/1996	San Diego Chargers	Chicago	W	27-14	L	@TB
12/24/2016	Washington Redskins	Chicago	L	41-21	L	@MIN
12/16/2017	Detroit Lions	Detroit	L	20-10	W	CLE

Overall Record Playing on Saturday: 10-15-1 (Home: 2-5, Road: 8-10-1)

Record the week following a Saturday game: 9-12

At home following home Saturday game: 0-2; following a Saturday road game: 7-4

On the road following a Saturday home game: 0-3; following a Saturday road game: 2-3



BEARS ON CHRISTMAS DAY

Date	Opponent	Score	Date	Opponent	Score
12/25/2005	@ Green Bay	24-17	12/25/2011	@ Green Bay	21-35

Overall Record on Christmas Day: 1-1-0 (Home: 0-0-0, Road: 1-1-0)

BEARS ON NEW YEAR'S DAY

Date	Opponent	Score	Date	Opponent	Score
1/1/1995	@ Minnesota*	35-18	1/1/2012	@ Minnesota	17-13
1/1/2006	@ Minnesota	10-34	1/1/2017	@ Minnesota	38-10

*Playoff game

Overall Record on New Year's Day: 2-2-0 (Home: 0-0-0, Road: 3-1-0)

BEARS ON THANKSGIVING DAY

Date	Opponent	Score	Date	Opponent	Score
11/25/1920	@ Chicago Tigers	6-0	11/24/1938	@ Detroit Lions	7-14
11/24/1921	vs. Buffalo All-Americans	6-7	11/27/1947	@ Detroit Lions	34-14
11/30/1922	@ Chicago Cardinals	0-6	11/24/1949	@ Detroit Lions	28-7
11/29/1923	vs. Chicago Cardinals	3-0	11/27/1952	@ Dallas Texans*	23-27
11/27/1924	@ Chicago Cardinals	21-0	11/26/1964	@ Detroit Lions	27-24
11/26/1925	vs. Chicago Cardinals	0-0	11/24/1977	@ Detroit Lions	31-14
11/25/1926	vs. Chicago Cardinals	0-0	11/22/1979	@ Detroit Lions	9-20
11/24/1927	vs. Chicago Cardinals	0-3	11/27/1980 +	@ Detroit Lions	23-17
11/29/1928	vs. Chicago Cardinals	34-0	11/26/1981	@ Dallas Cowboys	9-10
11/28/1929	@ Chicago Cardinals	6-40	11/28/1991	@ Detroit Lions	6-16
11/27/1930	vs. Chicago Cardinals	6-0	11/25/1993	@ Detroit Lions	10-6
11/26/1931	vs. Chicago Cardinals	18-7	11/27/1997	@ Detroit Lions	20-55
11/24/1932	vs. Chicago Cardinals	34-0	11/25/1999	@ Detroit Lions	17-21
11/30/1933	vs. Chicago Cardinals	22-6	11/25/2004	@ Dallas Cowboys	7-21
11/29/1934	@ Detroit Lions	19-16	11/27/2014	@ Detroit Lions	17-34
11/28/1935	@ Detroit Lions	2-14	11/26/2015	@ Green Bay Packers	17-13
11/26/1936	@ Detroit Lions	7-13	11/22/2018	@ Detroit Lions	23-16
11/25/1937	@ Detroit Lions	13-0	11/28/2019	@ Detroit Lions	24-20

* Akron, Ohio; + Overtime

Overall Record on Thanksgiving: 19-15-2 (Home: 6-2-2, Road: 13-13-0)

BEARS IN THE PLAYOFFS

Bears versus:	Carolina	0-1 (.000)
	Dallas	0-2 (.000)
	Green Bay	1-1 (.500)
	Indianapolis	0-1 (.000)
	Los Angeles Rams	1-1 (.500)
	Miami	0-1 (.000)
	Minnesota	1-0 (1.000)
	New England	1-0 (1.000)
	New Orleans	2-0 (1.000)
	New York Giants	5-4 (.555)
	Philadelphia	1-3 (.250)
	San Francisco	0-3 (.000)
	Seattle	2-0 (1.000)
	Washington	3-4 (.429)

Playoff record: 17-19 (.472)

Record at home: 12-9 (.571)

NFL Championship/Super Bowl game record:
7-5 (.583)

NFC Central Division Championships:
1984, 85, 86, 87, 88, 90, 2001

NFC North Division Championships:
2003, 05, 06, 10, 18

BEARS IN OVERTIME

Since overtime was adopted in 1974, the Bears have played in 42 extra periods (43 including a playoff win at home versus Seattle) - which ranks third behind Denver (44) and Minnesota (43). Chicago's 23 overtime wins is tied for third with Arizona, trailing Denver's NFL leading 25 OT wins and Washington (24).

Date	Coin flip winner	Site	Opponent	Score	Elapsed
10/16/1977	CHICAGO	Minnesota	Minnesota Vikings	L 16-22	6:45
12/18/1977	NY Giants	New York	New York Giants	W 12- 9	14:51
10/1/1978	CHICAGO	CHICAGO	Oakland Raiders	L 19-25	5:19
9/7/1980	CHICAGO	Green Bay	Green Bay Packers	L 6-12	6:00
11/27/1980	CHICAGO	Detroit	Detroit Lions	W 23-17	0:21
12/14/1980	Cincinnati	CHICAGO	Cincinnati Bengals	L 14-17	4:23
10/25/1981	CHICAGO	CHICAGO	San Diego Chargers	W 20-17	9:30
11/8/1981	CHICAGO	Kansas City	Kansas City Chiefs	W 16-13	13:07
1/2/1983	CHICAGO	Tampa Bay	Tampa Bay Buccaneers	L 23-26	3:14
9/18/1983	CHICAGO	New Orleans	New Orleans Saints	L 31-34	10:57
9/25/1983	Baltimore	Baltimore	Baltimore Colts	L 19-22	4:51
9/14/1986	Philadelphia	CHICAGO	Philadelphia Eagles	W 13-10	5:56
11/30/1986	CHICAGO	CHICAGO	Pittsburgh Steelers	W 13-10	3:55
11/18/1990	Denver	Denver	Denver Broncos	W 16-13	13:14
12/2/1990	CHICAGO	CHICAGO	Detroit Lions	W 23-17	10:57
9/23/1991	NY Jets	CHICAGO	New York Jets	W 19-13	14:42
11/24/1991	Miami	CHICAGO	Miami Dolphins	L 13-16	4:11
11/8/1992	CHICAGO	CHICAGO	Cincinnati Bengals	L 28-31	8:39
11/27/1994	Arizona	Arizona	Arizona Cardinals	W 19-16	8:11
12/1/1994	CHICAGO	Minnesota	Minnesota Vikings	L 27-33	5:46
11/5/1995	CHICAGO	CHICAGO	Pittsburgh Steelers	L 34-37	8:19
10/27/1997	Miami	Miami	Miami Dolphins	W 36-33	9:25
11/14/1999	Minnesota	CHICAGO	Minnesota Vikings	L 24-27	3:56
11/21/1999	CHICAGO	San Diego	San Diego Chargers	W 23-20	4:58
10/28/2001	San Francisco	CHICAGO	San Francisco 49ers	W 37-31	0:16 *
11/4/2001	CHICAGO	CHICAGO	Cleveland Browns	W 27-21	2:50
9/29/2002	CHICAGO	Buffalo	Buffalo Bills	L 27-33	1:58
10/20/2002	Detroit	Detroit	Detroit Lions	L 20-23	4:48
11/24/2002	Detroit	CHAMPAIGN	Detroit Lions	W 20-17	6:02
11/14/2004	CHICAGO	Tennessee	Tennessee Titans	W 19-17	3:17 **
10/30/2005	Detroit	Detroit	Detroit Lions	W 19-13	6:17
12/17/2006	Tampa Bay	CHICAGO	Tampa Bay Buccaneers	W 34-31	11:19
1/14/2007	Seattle	CHICAGO	Seattle Seahawks	W 27-24	4:53 #
11/25/2007	CHICAGO	CHICAGO	Denver Broncos	W 37-34	4:41
9/21/2008	Tampa Bay	CHICAGO	Tampa Bay Buccaneers	L 24-27	10:39
12/11/2008	CHICAGO	CHICAGO	New Orleans Saints	W 27-24	2:46
12/22/2008	CHICAGO	CHICAGO	Green Bay Packers	W 20-17	3:32
12/28/2009	CHICAGO	CHICAGO	Minnesota Vikings	W 36-30	5:45
12/11/2011	CHICAGO	Denver	Denver Broncos	L 10-13	6:20
12/2/2012	Seattle	CHICAGO	Seattle Seahawks	L 17-23	7:40
11/17/2013	Baltimore	CHICAGO	Baltimore Ravens	W 23-20	6:19
12/1/2013	CHICAGO	Minnesota	Minnesota Vikings	L 20-23	13:17
9/7/2014	CHICAGO	CHICAGO	Buffalo Bills	L 20-23	5:14
10/18/2015	Detroit	Detroit	Detroit Lions	L 34-37	12:31
12/6/2015	San Francisco	CHICAGO	San Francisco 49ers	L 20-26	2:10
9/24/2017	Pittsburgh	CHICAGO	Pittsburgh Steelers	W 23-17	3:21
10/15/2017	Baltimore	Baltimore	Baltimore Ravens	W 27-24	3:26
10/14/2018	Miami	Miami	Miami Dolphins	L 31-28	13:05
12/2/2018	New York	New York	New York Giants	L 30-27	12:04

26-23 overall: 16-10 at home; 10-13 on the road. #Includes one playoff win.

*NFL record for shortest OT, since eclipsed when Jets beat Buffalo 37-31 with 14 seconds elapsed on 9/8/2002.

**Only the second overtime game to end with a safety. The previous one was Minnesota vs. the L.A. Rams on 11/5/1989.

BEARS FIRST TEAM ALL-PROS

1931 - Harold "Red" Grange (B)	1953 - George Connor (T)	Walter Payton (RB)
1932 - Jules "Zuck" Carlson (G)	1955 - Bill George (G)	Mike Singletary (LB)
Luke Johnsos (E)	Harlon Hill (E)	1986 - Jimbo Covert (T)
Bronko Nagurski (B)	Stan Jones (G)	Wilber Marshall (OLB)
1933 - Bill Hewitt (E)	Bill Wightkin (T)	Mike Singletary (ILB)
Joe Kopcha (G)	1956 - Rick Casares (FB)	1987 - Steve McMichael (DT)
Bronko Nagurski (B)	Bill George (NG)	Mike Singletary (ILB)
1934 - Beattie Feathers (B)	Harlon Hill (LE)	1988 - Jay Hilgenberg (C)
Bill Hewitt (E)	Stan Jones (LG)	Mike Singletary (ILB)
Joe Kopcha (G)	Larry Strickland (C)	1989 - Jay Hilgenberg (C)
Bronko Nagurski (B)	1957 - Bill George (NG)	Mike Singletary (ILB)
1935 - William Karr (E)	1958 - Bill George (NG)	1991 - Mike Singletary (ILB)
Joe Kopcha (G)	1959 - Stan Jones (RG)	1999 - Glyn Milburn (KR)
George Musso (T)	Bill George (NG)	2001 - Mike Brown (S)
1937 - George Musso (T)	1960 - Bill George (LB)	Brian Urlacher (ILB)
Joe Stydahar (T)	1961 - Bill George (LB)	Ted Washington (DT)
1938 - Dan Fortman (G)	1963 - Doug Atkins (DE)	2002 - Brian Urlacher (ILB)
Joe Stydahar (T)	Mike Ditka (E)	2005 - Lance Briggs (OLB)
1939 - Dan Fortman (G)	Joe Fortunato (LB)	Brian Urlacher (ILB)
Bill Osmanski (B)	Bill George (LB)	2006 - Robbie Gould (K)
Joe Stydahar (T)	Richie Petitbon (S)	Devin Hester (KR)
1940 - Dan Fortman (G)	Roosevelt Taylor (S)	Olin Kreutz (C)
Joe Stydahar (T)	1964 - Mike Ditka (E)	Brian Urlacher (ILB)
1941 - Dan Fortman (G)	Joe Fortunato (LB)	2007 - Devin Hester (KR)
Sid Luckman (B)	Johnny Morris (FL)	2010 - Devin Hester (PR)
George McAfee (B)	1965 - Dick Butkus (LB)	Julius Peppers (DE)
Bulldog Turner (C)	Joe Fortunato (LB)	2012 - Brandon Marshall (WR)
1942 - Lee Artoe (T)	Gale Sayers (RB)	Charles Tillman (CB)
Gary Famigletti (B)	1966 - Gale Sayers (RB)	2018 - Tarik Cohen (PR)
Dan Fortman (G)	1967 - Gale Sayers (RB)	Kyle Fuller (CB)
Sid Luckman (B)	1968 - Dick Butkus (LB)	Eddie Jackson (S)
Bulldog Turner (C)	Gale Sayers (RB)	Khalil Mack (LB)
1943 - Harry Clark (B)	1969 - Dick Butkus (LB)	2019 - Cordarrelle Patterson (KR)
Dan Fortman (G)	Gale Sayers (RB)	
Sid Luckman (B)	1970 - Dick Butkus (LB)	
Bulldog Turner (C)	Dick Gordon (WR)	
1944 - Sid Luckman (B)	1972 - Dick Butkus (LB)	
Bulldog Turner (C)	1976 - Wally Chambers (DT)	
1946 - Bulldog Turner (C)	Walter Payton (RB)	
1947 - Sid Luckman (B)	1977 - Walter Payton (RB)	
Bulldog Turner (C)	1980 - Walter Payton (RB)	
1948 - Bulldog Turner (C)	1981 - Gary Fencik (S)	
1950 - Dick Barwegan (G)	1984 - Dan Hampton (DT)	
George Connor (T)	Walter Payton (RB)	
Johnny Lujack (B)	Mike Singletary (LB)	
1951 - Dick Barwegan (G)	1985 - Jimbo Covert (T)	
George Connor (T)	Richard Dent (DE)	
1952 - George Connor (T)	Steve McMichael (DT)	

BEARS IN THE PRO BOWL

1/15/39	Del Bjork, T (1) Joe Stydahar, T (1)	1/15/56	Ed Brown, QB (1) Rick Casares, RB (1) Bill George, LB (2) Harlon Hill, WR (2) Jack Hoffman, E (2) Stan Jones, G (1) Bill Wightkin, T (1)	1/10/65	Mike Ditka, TE (4) Joe Fortunato, LB (4) Johnny Morris,* FL (2)
1/14/40	Joe Stydahar, T (2) George Musso, G (1)			1/15/66	Doug Atkins, DE (8) Dick Butkus, LB (1) Mike Ditka, TE (5) Joe Fortunato, LB (5) Gale Sayers, RB (1)
12/29/40	As Champions of the 1940 season the Bears faced the NFL All-Stars	1/13/57	Ed Brown, QB (2) JC Caroline, HB (1) Rick Casares, RB (2) Bill George, LB (3) Harlon Hill, WR (3) Stan Jones, G (2) McNeil Moore, HB (1) Larry Strickland, C (1)	1/22/67	Dick Butkus, LB (2) Richie Petitbon, DB (3) Gale Sayers,† RB (2)
1/4/42	As Champions of the 1941 season the Bears faced the NFL All-Stars	1/12/58	Doug Atkins, DE (1) Rick Casares, RB (3) Bill George, LB (4) Kline Gilbert, T (1) Stan Jones, G (3)	1/21/68	Dick Butkus, LB (3) Gale Sayers,† RB (3) Richie Petitbon, DB (4)
12/27/42	Lee Artoe, T (1) Young Bussey, QB (1) Chuck Druilis, G (1) Gary Famiglietti, HB (1) Dan Fortmann, G (1) Ed Kolman, T (1) Sid Luckman, QB (1) Frank Maznicki, HB (1) John Petty, FB (1) John Siegal, E (1) George Wilson, E (1)	1/11/59	Doug Atkins, DE (2) Rick Casares, RB (4) Joe Fortunato, LB (1) Willie Galimore, RB (1) Bill George, LB (5) Stan Jones, G (4) Fred Williams, DT (3)	1/19/69	Dick Butkus, LB (4) Gale Sayers,* RB (4) Roosevelt Taylor, DB (2)
1/14/51	Dick Barwegan, G (1) Ray Bray, G (1) George Connor, T/LB (1) Fred Davis, T (1) Johnny Lujack, QB (1) Ed Sprinkle, DE (1) Bulldog Turner, C/LB (1)	1/17/60	Doug Atkins, DE (3) Erich Barnes, DB (1) Rick Casares, RB (5) Bill George, LB (6) Stan Jones, G (5) Fred Williams, DT (4)	1/18/70	Dick Butkus, LB (5) Gale Sayers,† RB (5)
1/12/52	Dick Barwegan, G (2) Ray Bray, G (2) George Connor, T/LB (2) John Dottley, RB (1) Johnny Lujack, QB (2) Ed Sprinkle, DE (2) Bulldog Turner, C/LB (2)	1/15/61	Doug Atkins, DE (4) Bill George, LB (7) Stan Jones, G (6) Johnny Morris, FL (1)	1/24/71	Dick Butkus, LB (6) Dick Gordon,* WR (1) Bobby Joe Green, P (1) Cecil Turner, KR (1)
1/10/53	Dick Barwegan, G (3) George Connor, T/LB (3) Gene Schroeder, E (1) Ed Sprinkle, DE (3) Fred Williams, DT (1)	1/14/62	Doug Atkins, DE (5) Mike Ditka, TE (1) Bill George, LB (8) Stan Jones, G (7)	1/23/72	Dick Butkus, LB (7) Dick Gordon, WR (2)
1/17/54	George Connor, T/LB (4) Jack Hoffman, E (1) Don Kindt, HB (1) Fred Williams, DT (2)	1/13/63	Doug Atkins, DE (6) Mike Ditka, TE (2) Joe Fortunato, LB (2) Richie Petitbon, DB (1)	1/21/73	Dick Butkus, LB (8) Ron Smith, KR (1)
1/16/55	Bill Bishop, T (1) Bill George, LB (1) Harlon Hill, WR (1) Harry "Chick" Jagade,* (1) Ed Sprinkle, DE (4)	1/12/64	Doug Atkins, DE (7) Mike Ditka, TE (3) Joe Fortunato, LB (3) Joe Marconi, RB (1) Richie Petitbon, DB (2) Mike Pyle, C (1) Roosevelt Taylor, DB (1) Bill Wade, QB (1)	1/20/74	Wally Chambers, DT (1)
				1/20/75	None
				1/26/76	Wally Chambers, DT (2)
				1/17/77	Wally Chambers, DT (3) Walter Payton, RB (1)
				1/23/78	Allan Ellis, CB (1) Walter Payton,† RB (2)
				1/29/79	Walter Payton, RB (3)
				1/27/80	Walter Payton, RB (4)
				2/1/81	Gary Fencik, S (1) Dan Hampton, DE (1) Walter Payton, RB (5)
				1/31/82	Gary Fencik, S (2)
				2/6/83	Dan Hampton, DT (2)
				1/29/84	Walter Payton, RB (6) Mike Singletary, LB (1)

BEARS IN THE PRO BOWL

1/27/85	Todd Bell, S (1) Richard Dent, DE (1) Dan Hampton, DT (3) Walter Payton, RB (7) Mike Singletary, LB (2)	2/5/95	None	2/5/12	Lance Briggs,* LB (7) Matt Forté, RB (1) Corey Graham, ST (1) Julius Peppers, DE (2, 7) Charles Tillman, CB (1) Brian Urlacher,* LB (8)
2/2/86	Jim Covert, T (1) Richard Dent, DE (2) Dave Duerson, S (1) Dan Hampton, DE (4) Jay Hilgenberg, C (1) Jim McMahon, QB (1) Walter Payton, RB (8) Mike Singletary, LB (3) Otis Wilson, LB (1)	2/6/00	Glyn Milburn, KR (1, 2)	1/27/13	Tim Jennings, CB (1) Brandon Marshall,* WR (1, 4) Henry Melton, DT (1) Julius Peppers, DE (3, 8) Charles Tillman, CB (2)
2/1/87	Jim Covert, T (2) Dave Duerson, S (2) Wilber Marshall, LB (1) Steve McMichael, DT (1) Jay Hilgenberg, C (2) Walter Payton, RB (9) Mike Singletary, LB (4)	2/2/03	Marty Booker, WR (1) Olin Kreutz, C (2) Brian Urlacher, LB (3)	1/26/14	Matt Forté, RB (2) Alshon Jeffery, WR (1) Tim Jennings, CB (2) Kyle Long, G (1) Brandon Marshall, WR (2, 5)
2/7/88	Dave Duerson, S (3) Jay Hilgenberg, C (3) Wilber Marshall, LB (2) Steve McMichael, DT (2) Mike Singletary, LB (5)	2/8/04	Jerry Azumah, KR (1) Olin Kreutz,* C (3) Brian Urlacher, LB (4)	1/25/15	Martellus Bennett, TE (1) Kyle Long, G (2)
1/29/89	Neal Anderson, RB (1) Mark Bortz, G (1) Dave Duerson, S (4) Jay Hilgenberg, C (4) Mike Singletary, LB (6)	2/13/05	Olin Kreutz,* C (4)	1/31/16	Kyle Long, T (3)
2/4/90	Neal Anderson,* RB (2) Jay Hilgenberg, C (5) Mike Singletary, LB (7)	2/12/06	Lance Briggs, LB (1) Mike Brown,* S (1) Tommie Harris, DT (1) Olin Kreutz,* C (5) Brian Urlacher,* LB (5) Nathan Vasher, CB (1)	1/29/17	Jordan Howard, RB (1) Josh Sitton, G (1, 4)
2/3/91	Neal Anderson,* RB (3) Mark Bortz,* G (2) Mark Carrier, S (1) Richard Dent, DE (3) Jay Hilgenberg, C (6) Mike Singletary, LB (8)	2/10/07	Brendon Ayanbadejo, ST (1) Lance Briggs,* LB (2) Robbie Gould, PK (1) Tommie Harris,* DT (2) Devin Hester, KR (1) Olin Kreutz,* C (6) Brian Urlacher,* LB (6) Ruben Brown, G (1, 9)	1/28/18	None
2/2/92	Neal Anderson,* RB (4) Mark Carrier, S (2) Shaun Gayle, S (1) Jay Hilgenberg, C (7) Mike Singletary, LB (9)	2/10/08	Brendon Ayanbadejo, ST (2) Lance Briggs,* LB (3) Tommie Harris,* DT (3) Devin Hester, KR (2)	1/27/19	Tarik Cohen, RB (1) Kyle Fuller, CB (1) Akiem Hicks, DL (1) Eddie Jackson, S (1) Charles Leno Jr., OL (1) Khalil Mack,* LB (1, 4) Mitchell Trubisky, QB (1) Cody Whitehair, OL (1)
2/7/93	Mike Singletary, LB (10)	2/8/09	Lance Briggs, LB (4)	1/26/20	Kyle Fuller, CB (2) Eddie Jackson, S (2) Khalil Mack,* LB (2, 5) Cordarrelle Patterson (ST)
2/6/94	Mark Carrier, S (3) Richard Dent, DE (4) Donnell Woolford, CB (1)	1/31/10	Lance Briggs,* LB (5) Johnny Knox, KR (1)		
		1/30/11	Lance Briggs,* LB (6) Devin Hester, KR (3) Julius Peppers, DE (1, 6) Brian Urlacher,* LB (7)		

* Did not play due to injury; † Denotes game's outstanding player; () Number in parentheses indicates Pro Bowl appearances. If multiple numbers are listed, Bears total listed first followed by total appearances



Charles Tillman receives the Gladiator statue from NFL Commissioner Roger Goodell upon being named the 2013 Walter Payton Man of the Year.

The Walter Payton NFL Man of the Year Award is the only NFL award that recognizes a player for his community service activities as well as his excellence on the field. Renamed in 1999 for the legendary Chicago Bears Pro Football Hall of Fame running back, the Walter Payton NFL Man of the Year Award has been given annually since 1970.

Chicago Bears cornerback Charles Tillman was named the 2013 Walter Payton Man of the Year, marking the fifth Chicago Bears player to be honored with the award -- tied with the Kansas City Chiefs for the most among NFL franchises -- joining Payton (1977), Dave Duerson (1987), Mike Singletary (1990) and Jim Flanigan (2000).

Tillman joins an esteemed list of winners of the annual award, including 17 Pro Football Hall of Famers. Recent winners of the Walter Payton NFL Man of the Year Award include Anquan Boldin, San Francisco (2016); Thomas Davis, Carolina Panthers (2015); Jason Witten, Dallas Cowboys (2012); Matt Birk, Baltimore Ravens (2011) and Madieu Williams, Minnesota Vikings (2010).

All 32 team nominees for the award receive a \$1,000 donation from NFL Foundation to the charity of their choice. The three Man of the Year finalists received an additional \$5,000 donation in their name. The selection panel is comprised of NFL Commissioner Roger Goodell, former NFL Commissioner Paul Tagliabue, Connie Payton, Pro Football Hall of Fame members Frank Gifford and Anthony Munoz, the previous year's winner and Sports Illustrated football writer Peter King.

The winner of the Walter Payton NFL Man of the Year Award receives the Gladiator statue, an original art creation by the noted sculptor, Daniel Schwartz, and the player's favorite charity receives a \$50,000 donation in his name. In addition, the other 31 finalists receive donations in their name of \$5,000 each to charities of their choice.

MAN OF THE YEAR NOMINEES/WINNERS

Bears Nominees (since 1997)

1997: Barry Minter (LB)
 1998: Jim Flanigan (DT)
 1999: Jim Flanigan (DT)
 2000: Jim Flanigan (DT)
 2001: Marcus Robinson (WR)
 2002: Philip Daniels (DE)
 2003: Philip Daniels (DE)
 2004: John Tait (T)
 2005: Bobby Wade (WR)
 2006: Roberto Garza (C)
 2007: Charles Tillman (CB)
 2008: Charles Tillman (CB)
 2009: Israel Idonije (DE)

2010: Israel Idonije (DE)
 2011: Charles Tillman (CB)
 2012: Charles Tillman (CB)
 2013: Charles Tillman (CB)
 2014: Jay Cutler (QB)
 2015: Matt Forté (RB)
 2016: Sam Acho (LB)
 2017: Sam Acho (LB)
 2018: Trey Burton (TE)
 2019: Allen Robinson II (WR)

Bears Winners (since 1970)

2013 Charles Tillman (CB)
 2000* Jim Flanigan (DT)
 1990 Mike Singletary (LB)
 1987 Dave Duerson (S)
 1977 Walter Payton (RB)

*The award was shared in 2000 with Derrick Brooks.



The Ed Block Courage Award Foundation is dedicated to improving the lives of abused, neglected and at-risk children and ending the cycle of abuse. The purpose is to raise Awareness and Prevention of child abuse. That objective is coupled with the Foundation's commitment to celebrating players of inspiration in the NFL.

The award recipient symbolizes professionalism, great strength and dedication. He is also a community role model. With this honor he enters into association which contrasts his fierce profession by becoming a major component of the Courage House national support network. He becomes a crusader for victims of abuse, violence and neglect.

Each year, the Ed Block Courage Awards honors those National Football League players who exemplify commitments to the principles of sportsmanship and courage. This award is unique in that the recipients are selected solely by a vote of their teammates. Every fall, each of the thirty-two teams conduct a vote which results in each team selecting their Ed Block Courage Award recipient for the year.

The Ed Block Courage Award began in Baltimore in honor of Eddie Block, former head athletic trainer of the Baltimore Colts. Eddie Block and his wife dedicated their lives to helping children in distress as foster parents and advisers. There are 16 Courage Houses presently connected with NFL teams, locally the Maryville Academy in Des Plaines.

Ed McCaskey was the 1992 Honorary National Chairman of the 14th Annual Ed Block Courage Awards. Each offseason Maryville Academy hosts a luncheon to promote awareness for the award and its causes. The proceeds go to the Ed McCaskey scholarship winners at Maryville which has been the Chicago Courage House since 1992.

Since its inception, the Foundation, through its charter with the Courage House National Support Network for Kids, and an affiliation with the National Football League and Professional Football Athletics Trainers Society, has helped to provide hope to countless children and raised millions of dollars.



WR Allen Robinson II was Chicago's 2019 recipient of the Ed Block Courage Award.

CHICAGO BEARS ED BLOCK COURAGE AWARD HONOREES

1984	Danny Rains (LB)	1997	James Williams (T)	2010	Anthony Adams (DT)
1985	Mark Bortz (G)	1998	John Thierry (DE)	2011	Brian Urlacher (LB)
1986	Mike Tomczak (QB)	1999	Ryan Wetnight (TE)	2012	Nick Roach (LB)
1987	Ron Morris (WR)	2000	Clyde Simmons (DE)	2013	Patrick Mannelly (LS)
1988	Glen Kozlowski (WR)	2001	Jim Miller (QB)	2014	Matt Slauson (G)
1989	Ron Rivera (LB)	2002	Ted Washington (DT)	2015	Robbie Gould (K)
1990	Lemuel Stinson (CB)	2003	Dustin Lyman (TE)	2016	Pernell McPhee (LB)
1991	John Wojciechowski (T)	2004	Marc Colombo (T)	2017	Kyle Long (OL)
1992	Shaun Gayle (S)	2005	Ruben Brown (G)	2018	Zach Miller (TE)
1993	Keith Van Horne (T)	2006	Rex Grossman (QB)	2019	Allen Robinson II (WR)
1994	Kevin Butler (K)	2007	Tommie Harris (DT)		
1995	Vinson Smith (LB)	2008	Charles Tillman (CB)		
1996	John Mangum (S)	2009	Israel Idonije (DE)		

In memory of Brian Piccolo, each season since 1970 a Bears rookie has been honored with the Brian Piccolo Award. In 1992, the award was expanded to include a veteran as well. The Piccolo Award is a special honor voted on by Bears players only, who select a teammate they feel best exemplifies the courage, loyalty, teamwork, dedication and sense of humor of the late Brian Piccolo.

Brian Piccolo signed with the Bears as a free agent out of Wake Forest in 1965 - the same year Hall of Famer Gale Sayers was drafted. The two became roommates, and Piccolo's support of Sayers through a devastating knee injury, as well as Sayers' devotion when Piccolo was stricken with cancer in 1969, became the stuff of legend. Piccolo was in his fourth season when a chest x-ray revealed a malignancy. Several months later on June 16, 1970, he died at age 26 from embryonal cell carcinoma.

Following his death, the Brian Piccolo Cancer Research Fund was established and proceeds were sent to the Sloan-Kettering Cancer Center in New York for research on embryonal cell carcinoma. At the time Piccolo died, the disease was 100% fatal, but today the cure rate is more than 95%.

With that victory, proceeds from the Brian Piccolo Cancer Research Fund now benefits breast cancer research at Rush Medical Center and provides support to the Clearbrook Center for the developmentally disabled in Arlington Heights.

Since turning its attention to the fight against breast cancer, the Brian Piccolo Cancer Research Fund, as well as all those who have generously joined in its efforts, has raised over \$8 million for research since 1991. The fund remains active and welcomes the interest of contributions of others who share its commitment to breast cancer research and to the memory of Brian Piccolo.



Brian Piccolo

ALL-TIME PICCOLO AWARD WINNERS

1970	Glen Holloway (G)	1994	Shaun Gayle (S), Raymont Harris (RB)	2007	Brian Urlacher (LB), Greg Olsen (TE)
1971	Jerry Moore (S)	1995	Erik Kramer (QB), Rashaan Salaam (RB)	2008	Charles Tillman (CB), Matt Forté (RB)
1972	Jim Osborne (DT)	1996	Chris Zorich (DT), Bobby Engram (WR)	2009	Olin Kreutz (C), Johnny Knox (WR/KR)
1973	Wally Chambers (DT)	1997	Ryan Wetnight (TE), John Allred (TE), Van Hiles (S)	2010	Anthony Adams (DT), J'Marcus Webb (T)
1974	Fred Pagac (TE)	1998	Bobby Engram (WR), Tony Parrish (S)	2011	Nick Roach (LB), Stephen Paea (DT)
1975	Roland Harper (RB)	1999	Marcus Robinson (WR), Jerry Azumah (DB)	2012	Charles Tillman (CB), Julius Peppers (DE), Shea McClellin (DE)
1976	Brian Baschnagel (WR)	2000	Clyde Simmons (DE), Brian Urlacher (LB)	2013	Josh McCown (QB), Jordan Mills (T)
1977	Ted Albrecht (T)	2001	James Williams (T), Anthony Thomas (RB)	2014	Matt Forté (RB), Kyle Fuller (CB)
1978	John Skibinski (RB)	2002	Phillip Daniels (DE), Alex Brown (DE)	2015	Zach Miller (TE), Adrian Amos (S)
1979	Dan Hampton (DE)	2003	Olin Kreutz (C), Charles Tillman (CB)	2016	Olin Howard (RB), Joshua Bellamy (WR)
1980	Bob Fisher (TE)	2004	Olin Kreutz (C), Tommie Harris (DT)	2017	Benny Cunningham (RB), Tarik Cohen (RB)
1981	Mike Singletary (LB)	2005	John Tait (T), Chris Harris (S)	2018	Akiem Hicks (DT), Roquan Smith (LB)
1982	Jim McMahon (QB)	2006	Olin Kreutz (C), Devin Hester (PR/KR)	2019	Nick Williams (DT), David Montgomery (RB)
1983	Jim Covert (T)				
1984	Shaun Gayle (DB)				
1985	Kevin Butler (K)				
1986	Neal Anderson (RB)				
1987	Ron Morris (WR)				
1988	James Thornton (TE), Mickey Pruitt (LB)				
1989	Trace Armstrong (DE)				
1990	Mark Carrier (S)				
1991	Chris Zorich (DT)				
1992	Mike Singletary (LB), Troy Auzenne (T)				
1993	Tom Waddle (WR), Myron Baker (LB), Todd Perry (T)				

ROOKIE STARTERS THROUGH THE YEARS

- 2019 (9): David Montgomery (8), Jesper Horsted (1)
- 2018 (29): Roquan Smith (14), James Daniels (10), Anthony Miller (4), Kevin Toliver (1)
- 2017 (42): Eddie Jackson (16), Mitchell Trubisky (12), Adam Shaheen (7), Tarik Cohen (4), Tanner Gentry (3)
- 2016 (66): Cody Whitehair (16), Jordan Howard (13), Leonard Floyd (12), Cre'Von LeBlanc (9), Nick Kwiatkoski (7), Deon Bush (6), Ben Braunecker (2), Jonathan Bullard (1)
- 2015 (58): Adrian Amos (16), Jonathan Anderson (3), Bryce Callahan (3), Eddie Goldman (12), Hroniss Grasu (8), Harold Jones-Quartey (4), Jeremy Langford (2), Khari Lee (7), John Timu (3)
- 2014 (45): Kyle Fuller (14), Ryan Groy (3), Christian Jones (5), Charles Leno (1), Michael Ola (12), Will Sutton (5), Brock Vereen (5)
- 2013 (46): Kyle Long (16), Jordan Mills (16), Jonathan Bostic (9), Khaseem Greene (4), David Bass (1)
- 2012 (14): James Brown (3), Alshon Jeffery (6), Evan Rodriguez (5)
- 2011 (12): Gabe Carimi (2), Chris Conte (9), Dane Sanzenbacher (1)
- 2010 (12): J'Marcus Webb (12)
- 2009 (13): Al Afalava (13)
- 2008 (16): Matt Forté (16)
- 2007 (14): Trumaine McBride (9), Greg Olson (4), Kevin Payne (1)
- 2006 (15): Mark Anderson (1), Danieal Manning (14)
- 2005 (36): Cedric Benson (1), Mark Bradley (4), Chris Harris (13), Brandon McGowan (3), Kyle Orton (15)
- 2004 (30): Bernard Berrian (1), Tommie Harris (16), Tank Johnson (1), Craig Krenzel (5), Nathan Vasher (7)
- 2003 (37): Lance Briggs (13), Brock Forsey (1), Justin Gage (3), Rex Grossman (3), Joe Odom (3), Charles Tillman (13), Bobby Wade (1)
- 2002 (20): Alex Brown (9), Marc Colombo (5), John Gilmore (4), Roosevelt Williams (2)
- 2001 (15): David Terrell (5), Anthony Thomas (10)
- 2000 (37): Mike Brown (16), Dustin Lyman (7), Brian Urlacher (14)
- 1999 (29): Jerry Azumah (2), D'Wayne Bates (1), Marty Booker (4), Russell Davis (8), Warrick Holdman (5), Cade McNown (6), Khari Samuel (1), Rex Tucker (1), Jerry Wisne (1)
- 1998 (35): Curtis Enis (1), Olin Kreutz (1), Alonzo Mayes (16), Moses Moreno (1), Tony Parrish (16)

OPENING DAY ROOKIE STARTERS

On Sunday, September 21, 1975, running back Walter Payton and six fellow rookies (DE Mike Hartenstine, DT Roger Stillwell, S Doug Plank, TE Greg Latta, LG Noah Jackson, RT Jeff Sevy) took to Soldier Field's artificial turf to face the Baltimore Colts; the young Bears lost 35-7. The seven rookie Bears starting on Opening Day is the most in the past 37 seasons, followed by four in 1983 (T Jim Covert, G Rob Fada, WR Willie Gault and CB Mike Richardson) and two on five occasions (1989, CB Donnell Woolford and DE Trace Armstrong; 1991, T Stan Thomas and WR Anthony Morgan; 1998, FS Tony Parrish and TE Alonzo Mayes; 2013, G Kyle Long and T Jordan Mills; 2016, C Cody Whitehair and OLB Leonard Floyd). In 19 of the previous 42 seasons, no rookies have started on opening day. Running back David Montgomery was the fifth rookie to start on opening day under GM Ryan Pace, joining Adrian Amos (2015), Cody Whitehair (2016), Leonard Floyd (2016) and Eddie Jackson (2017).

BEARS ROOKIE QB PERFORMANCES

(in First NFL start, 1965-present)

Quarterback	Date/Opponent	Result	Comp-Att-Yds (%)	TD-INT	Rating
Mitchell Trubisky	10/9/2017 vs. MIN	L, 20-17	12-25-128 (48.0)	1-1	60.1
Kyle Orton	9/11/2005 at WAS	L, 9-7	15-28-141 (53.5)	0-1	52.8
Craig Krenzel	10/31/2004 vs. SF	W, 23-13	13-25-168 (52.0)	1-1	70.1
Rex Grossman	12/14/2003 vs. MIN	W, 13-10	13-30-157 (43.3)	0-0	60.0
Cade McNown	10/17/1999 vs. PHI	L, 16-20	17-33-255 (51.5)	1-2	62.1
Moses Moreno	11/29/1998 vs. TB	L, 17-31	18-41-153 (43.9)	1-0	62.3
Will Furrer	12/27/1992 at DAL	L, 14-27	9-23-89 (39.1)	0-3	11.2
Jim McMahon	11/21/1982 vs. DET	W, 20-17	16-27-233 (59.3)	2-3	72.5
Bob Avellini	11/30/1975 at GB	L, 7-28	9-25-109 (36.0)	0-3	10.7
Gary Huff	12/2/1973 vs. LARams	L, 0-26	9-19-99 (47.4)	0-0	58.9
Bobby Douglass	10/19/1969 at DET	L, 7-13	4-9-41 (44.4)	1-0	95.1

BEARS HEAD COACHES

	Seasons	Overall		Regular		Postseason
		W-L-T	W-L-T	W-L-T	W-L	
George Halas	1920-29; 33-42; 46-55; 58-67	324-151-31	318-148-31	6-3		
Ralph Jones	1930-32	24-10-7	24-10-7	None		
"Hunk" Anderson / Luke Johnsos	1942-45	24-12-2	23-11-2	1-1		
John "Paddy" Driscoll	1956-57	14-10-1	14-9-1	0-1		
Jim Dooley	1968-71	20-36-0	20-36-0	None		
Abe Gibron	1972-74	11-30-1	11-30-1	None		
Jack Pardee	1975-77	20-23-0	20-22-0	0-1		
Neill Armstrong	1978-81	30-35-0	30-34-0	0-1		
Mike Ditka	1982-92	112-68-0	106-62-0	6-6		
Dave Wannstedt	1993-98	41-57-0	40-56-0	1-1		
Dick Jauron	1999-2003	35-46-0	35-45-0	0-1		
Lovie Smith	2004-12	84-66-0	81-63-0	3-3		
Marc Trestman	2013-14	13-19-0	13-19-0	None		
John Fox	2015-17	14-34-0	14-34-0	None		
Matt Nagy	2018-present	20-13-0	20-12-0	0-1		

BEARS TEAM CAPTAINS

Since 2007, at the recommendation of the NFL's six-member player advisory council, NFL teams could name up to six season-long captains. Captains are designated with a square patch with the letter "C" and four gold stars across the bottom. A player receives a gold star for each year he is a team captain. Teams are allowed to determine how they want to select their captains, some opting for weekly captains which do not wear the "C" patch, while others elect up to six. In 2014 the Bears opted to name captains on a weekly basis therefore no Bears player wore the captain's "C" patch.

CHICAGO BEARS CAPTAINS (Since 2007)

Year	Offense		Defense		Special Teams
2007	O. Kreutz	M. Muhammad	B. Urlacher	M. Brown*	B. Ayanbadejo
2008	O. Kreutz	K. Orton	B. Urlacher	M. Brown	P. Mannelly
2009	O. Kreutz	J. Cutler	B. Urlacher [^]	A. Ogunleye [#]	P. Mannelly
2010	O. Kreutz	J. Cutler	B. Urlacher	J. Peppers	P. Mannelly
2011	R. Garza	J. Cutler	B. Urlacher	J. Peppers	P. Mannelly [%]
2012	R. Garza	J. Cutler	B. Urlacher	J. Peppers	P. Mannelly
2013	R. Garza	J. Cutler	L. Briggs	J. Peppers	P. Mannelly
2014	Team named weekly captains				
2015	M. Forte	J. Cutler	P. McPhee	A. Rolle	R. Gould
2016	A. Jeffery	J. Cutler	P. McPhee	D. Trevathan	S. McManis
2017	M. Glennon	J. Sitton	J. Freeman	Q. Demps	S. McManis
2018-19	Team named weekly captains				

* Adewale Ogunleye was named captain after Mike Brown was placed on IR in Week 2 (2007)

[^] Lance Briggs was named captain after Brian Urlacher was placed on IR in Week 2 (2009)

[#] Alex Brown was named captain after Adewale Ogunleye was placed on IR in Week 16 (2009)

[%] Corey Graham was named captain after Patrick Mannelly was placed on IR in Week 11 (2011)

INTERNATIONAL GAMES

The Bears were participants in the NFL's first overseas game when they met the Dallas Cowboys in London in 1986. Since that contest, the American Bowl has expanded to many international sites including Tokyo, Barcelona, Montreal, Sydney and Mexico City. The Bears made a second trip to London in 2011.

Aug. 15, 1960	Bears 16	Giants 7	Varsity Stadium	Toronto, CANADA
Aug. 5, 1961	Bears 34	Montreal Alouettes 16	Molson Stadium	Montreal, CANADA
Aug. 3, 1986	Bears 17	Cowboys 3	Wembley Stadium	London, ENGLAND
Aug. 14, 1988	Bears 21	Vikings 28	Ullevi Stadium	Gothenburg, SWEDEN
Aug. 3, 1991	Bears 7	49ers 21	Olympic Stadium	Berlin, GERMANY
July 27, 1997	Bears 17	Steelers 30	Croke Park	Dublin, IRELAND
Nov. 7, 2010	Bears 22	Bills 19	Rogers Centre	Toronto, CANADA
Oct. 23, 2011	Bears 24	Buccaneers 18	Wembley Stadium	London, ENGLAND
Oct. 6, 2019	Bears 21	Raiders 24	Tottenham Hotspur Stadium	London, ENGLAND

ALL-TIME NFC NORTH STANDINGS

(since 2002)

	Overall record				Division record				Division Titles
	W	L	T	Pct.	W	L	T	Pct.	
Green Bay	176	110	2	.615	72	34	2	.676	02, 03, 04, 07, 11, 12, 13, 14, 16, 19
Minnesota	149	137	2	.521	55	51	2	.512	08, 09, 15, 17
BEARS	139	149	0	.483	51	57	0	.472	05, 06, 10, 18
Detroit	103	184	1	.359	36	72	0	.333	

2019 NFC NORTH DIVISION STANDINGS

	Overall record				Division record			
	W	L	T	Pct.	W	L	T	Pct.
Green Bay	13	3	0	.813	6	0	0	1.00
Minnesota	10	6	0	.625	2	4	0	.333
BEARS	8	8	0	.500	4	2	0	.666
Detroit	3	12	1	.219	0	6	0	.000

ALL-TIME NFC CENTRAL STANDINGS

(from 1967-2001)

	Overall record				Since 1977			
	W	L	T	Pct.	W	L	T	Pct.
Minnesota	310	215	5	.590	212	177	1	.545
Division Titles: 1968, 69, 70, 71, 73, 74, 75, 76, 77, 78, 80, 89, 92, 94, 98, 2000								
Green Bay	259	261	10	.498	196	190	4	.508
Division Titles: 1967, 72, 95, 96, 97								
BEARS	258	270	2	.489	209	181	0	.536
Division Titles: 1984, 85, 86, 87, 88, 90, 2001								
Detroit	235	286	9	.452	166	223	1	.427
Division Titles: 1983, 91, 93								
Tampa Bay	148	241	1	.381	148	241	1	.381
Division Titles: 1979, 81, 99								

- There was no division winner in 1982 due to the players' strike. The top eight teams from each conference advanced to the post-season. Green Bay advanced with a 5-3-1 record.
- Tampa Bay joined the NFL as an expansion franchise in 1976 and was placed in the AFC West with the understanding that they would switch to the NFC Central in 1977.

THE LAST HELMETLESS PLAYER

Dick Plasman, an end out of Vanderbilt, is regarded by the Pro Football Hall of Fame as the last player to play the game without a helmet. Plasman played for the Bears from 1937-41 and 1944 and was part of World Championship teams in 1940 and 1941. The NCAA made helmets mandatory in 1939 and the NFL followed shortly thereafter. Plasman never wore a helmet in high school, college or the pros. But after a stint in the armed forces, was required to wear a helmet when he returned to the NFL in 1944.


ADDITIONAL INFORMATION



ADDITIONAL INFORMATION |

| 2020 MEDIA GUIDE





Bears President & CEO Ted Phillips led the franchise to one of the team's greatest off-field achievements with the construction of the Lakefront Improvement Plan which included the new football stadium within the confines of historic Soldier Field. The Bears are entering their 18th season in the new stadium, playing the inaugural campaign in 2003. The aggressive construction schedule lasted just 20 months from the Bears last home game of the 2001 season (vs. PHI, Jan. 19, 2002) until re-opening against Green Bay on Sept. 29, 2003. The project earned many honors for design excellence and was named Midwest Construction magazine's overall Project of the Year in 2003.

- **November, 2000:** Bears President and CEO Ted Phillips and his team of experts answer questions and concerns of the Illinois General Assembly at the State Capitol. After three days of gathering support, the Illinois House and Senate passed Bill 1284 on Nov. 30, 2000, authorizing the Illinois Sports Facilities Authority to issue approximately \$406 million in bonds to help finance the \$630 million project. The debt service on the bonds were paid from the surplus and projected growth of the existing two percent Chicago local hotel tax plus a local distributive tax and state hotel tax subsidy. The remaining \$200 million was contributed by the Chicago Bears, including a \$100 million loan from the National Football League
- **Nov. 15, 2000:** The City of Chicago's Lakefront Improvement Plan was announced publicly by Mayor Richard M. Daley. The project replaced parking lots with 17 acres of new parkland, built an underground parking structure to serve the Museum Campus and Soldier Field, created easier access to the Museum Campus and added other amenities giving Chicagoans and tourists the ability to enjoy the lakefront year-round.
- **Jan. 5, 2001:** Gov. George Ryan signed House Bill 1284, designed to help fund a new stadium and enhance Chicago's lakefront.

The following is a number of facts concerning different elements of the Soldier Field project and the Lakefront Initiative:

LAKEFRONT IMPROVEMENTS

The project created approximately 17 acres of additional waterfront parkland for public enjoyment. This green space was programmed for year-round public uses such as a sledding hill, winter garden, a terraced park, an area for outdoor museum exhibits and other features. The year-round parking facility created 2,500 new underground parking spaces immediately adjacent to the Field Museum and Shedd Aquarium and 3,100 outdoor spaces between the stadium and McCormick Place to ensure Chicago's great tailgating tradition continues.


SOLDIER FIELD IMPROVEMENTS

The stadium features increased sideline seating from 40% of seats to over 60%, an increased number of new and improved restrooms (over 1,000 restroom fixtures) plus more variety and access at over 350 concession points of sale, three-level United Club lounge, a Bears Ring of Honor throughout the mezzanine level, a Bears Den gallery depicting historical events from Soldier Field's past and a bas-relief of George Halas.

Above and beyond the Bears games, Soldier Field is capable of hosting an increasing number of athletic events, prime concerts, and large civic, cultural and educational gatherings. The unique design allows for easy stage setup and takedown, along with a field that can accommodate international soccer events.

FUNDING THE LAKEFRONT IMPROVEMENT PLAN

The Bears made a \$224 million contribution to this project, pay annual rent of \$5.7 million and accepted the cost overrun risks on the project. The entire cost of the Lakefront Project (\$630 million) was raised without asking for taxpayers' money. The plan was supported through a local City of Chicago hotel tax. There was no extension or increase of any taxes and the hotel tax was principally paid by visitors and tourists.



PRESERVING HISTORY

The historic colonnades and historic South Wall remained untouched as the new stadium was built within the existing exterior of Soldier Field. The Memorial Water Wall honors all soldiers who have served in the United States Armed Forces. The Wall serves as an educational piece for families and visitors of the museum campus. A Doughboy statue was erected at the entrance of Gate O and the south concourse features a Medal of Honor tribute.

Following 31 seasons of football along the shores of Lake Michigan (pictured, top-left), the Bears took a brief one-year hiatus from Soldier Field in 2002, playing home games at Memorial Stadium in Champaign so construction of the new Soldier Field (right) could be completed. The first game in the new stadium was Sept. 29, 2003 against division rival Green Bay. The Bears first season at the old venue was in 1971 after spending 50 seasons at Wrigley Field. Soldier Field was opened in 1924 as a 45,000-seat Municipal Grant Park Stadium. The first football game played on its field was November 22, 1924, as a capacity crowd watched Notre Dame edge Northwestern, 13-6.

It hosted the first boxing event which drew a gate of over \$2.5 million (Dempsey-Tunney, 1927), the first ski meet held in a stadium, and the all-time largest football crowd (123,000). The largest crowd for any event in Soldier Field was 260,000 on Sept. 8, 1954, for the Catholic Church's Marian Year Tribute.

The 100,000-seat stadium was dedicated November 27, 1926, with Army battling Navy to a 21-21 tie. The all-time collegiate attendance record of 123,000-plus was established Nov. 26, 1927 as Notre Dame beat Southern Cal 7-6. In the first professional game at the then-mammoth stadium, the Bears defeated the Chicago Cardinals 10-0 on November 11, 1926.

Plans for the stadium started in 1919 as a memorial to the soldiers of WWI. Soldier Field stood on 10,000 pile foundations driving an average depth of 62.5 feet through fill that replaced the lake waters. The new stadium continues to be owned, maintained and operated by the Chicago Park District.

Other stadium notes since the Bears moved to Soldier Field:

- 1971 – September 19, Chicago defeats the Pittsburgh Steelers 17-15 before capacity crowd of 55,701 in the Bears' first game since moving from Wrigley.
- 1979 – The stadium undergoes major reconstruction and renovation prior to the season including new lighting, playing surface, and locker rooms; rebuilding of seating area (new chairbacks, armrests, seats); and improvement of sightlines.
- 1982 – Additional rebuilding of seating areas was completed as well as new concourses with more restrooms and concession areas. A new press box, 60 deluxe skyboxes, and a new scoreboard were also built. Capacity is increased to 66,030.
- 1988 – Surface was changed from artificial turf to natural grass, and 56 skyboxes were added along south rim (increasing the total to 116). Capacity is increased to 66,946.
- 1992 – Four seats are added increasing the capacity to 66,950.
- 1994 – The Park District spends millions to refurbish the stadium for the World Cup soccer tournament. Capacity is reduced by six to 66,944.
- 2000 – Mayor Daley announces Lakefront Redevelopment Project (11/15).
- 2001 – Project receives state and city approval.
- 2002 – Demolition begins on stadium immediately following playoff game (1/19).
- 2003 – Bears return to Soldier Field with Monday night re-opening on September 29 against Green Bay. Capacity is set at 61,500, over 5,000 fewer seats than the old stadium and the second smallest venue in the NFL.
- 2019 – Two days before kicking off the NFL's 100th season, statues of George Halas and Walter Payton were unveiled during a private ceremony outside the south end of Soldier Field. The statues are 12-feet tall and weigh 3,000 pounds.



On Sept. 5, 2019 the Bears hosted the Packers to kick off the NFL's 100th season. Soldier Field provides one of the most stunning and iconic backdrops in the NFL with its unique sightlines of the city and lakefront.



On Sept. 3, 2019 – two days before the Bears kicked off their 100th season – two of the franchise's most legendary Hall of Famers were honored outside Soldier Field when statues of George S. Halas and Walter Payton were unveiled during a private ceremony outside Gate 0 at the south end of the stadium. Created by sculptor Chad Fisher, the statues are 12-feet tall and weigh 3,000 pounds.

Located on the west side of the stadium on the street-level main concourse, the bas-relief sculpture marks the gateway for a stadium visitor's trip through the history of the Chicago Bears.

Pure and simple, he loved this game that was as uncluttered and uncompromising as he was. Its requirements were courage, endurance, self-discipline and a competitive spirit. These were his prerequisites, too.

His teams played the game the same way he did—tough, aggressive and smart.

Often graced by a running back of exceptional ability, the Bears were always marked by a punishing defense that never stopped coming at you.

George Halas was a founder of the NFL and a pioneer of the Chicago Bears. His devotion to both over the decades helped them grow to prominence.

We will always remember his energy, his joy in competing, and his passion for his beloved Bears and Bear fans.


-bas-relief inscription

The bas-relief is a time-line describing George Halas' contribution to the world of football and the history of the Chicago Bears.

Hall of Famers date back from the 1920's when George Halas founded the Chicago Bears, and represent different decades of team history.

The tremendous energy and influence of the two large George Halas reliefs tells the story and balances all of the action. George S. Halas is without doubt the overriding presence in the sculpture.

The laser-etched imagery shows the team in the 1920's - also Halas and his team celebrating a 1940's win against the Washington Redskins, fan images from Wrigley Field, a photo of Halas with George Jr. and Paddy Driscoll, and a fan grouping from the 1980's. Integrated in the composition is the famous "T" formation that George Halas invented.



TRIBUTE TO GEORGE S. HALAS AND THE LEGACY OF THE CHICAGO BEARS

Sculpted by Julie Rotblatt-Amrany
Timeless Creations, Inc. in conjunction with Portraits/Chicago Inc.

- Specs: 26 1/2 feet high x 15 3/8 feet wide
- Approx. 11,500 pounds
- White bronze on black absolute granite with laser-etched imagery
- George Halas = 8 feet high

- Bust of George Halas = 6 feet high
- Eight Hall of Fame players range 3 - 6 feet high
- Players are: Mike Singletary, Walter Payton, Dick Butkus, Gale Sayers, Bill George, Sid Luckman, Bronko Nagurski and Red Grange



THE BEARS DEN

Located on the lower concourse of the west grandstands, the Bears Den offers a dramatic, visual walk through Chicago Bears history.

THE DOUGHBOY STATUE

Just inside Gate O in the Grand Concourse stands the restored Doughboy Statue. Originally installed in Chicago's Garfield Park in the early 1930s, four decades later it was damaged, debased, but not forgotten. Chicago sculpture conservator Andrzej Dajnowski meticulously recast the missing parts and refurbished the entire statue and base to its original condition and it joins the other memorials to the American fighting men and women at Soldier Field.



Chicago Bears Hall of Fame greats are honored on the mezzanine level Ring of Honor. The 28 Chicago Bears enshrined in the Pro Football Hall of Fame in Canton, Ohio, are the most of any team in the NFL.



THE MEMORIAL WATER WALL

The Memorial Water Wall, a 280-foot long wall of polished green granite with eight medallions honoring the different branches of the armed services, flanks the walkway that leads into the north entrance of the stadium. A veil of water continuously flows over the sculptured memorial.



What time do the parking facilities and stadium gates open?

Parking facilities surrounding the stadium open four hours prior to kickoff. Gates open two hours before kickoff.

Where is Will Call located?

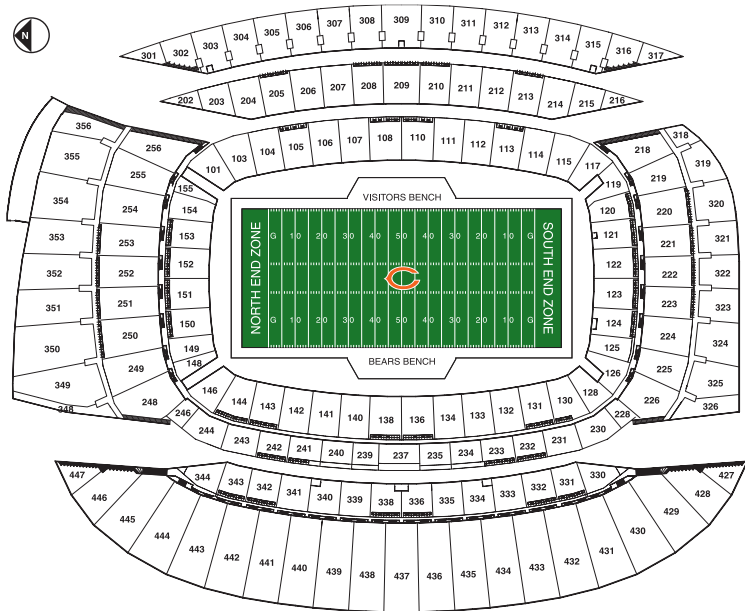
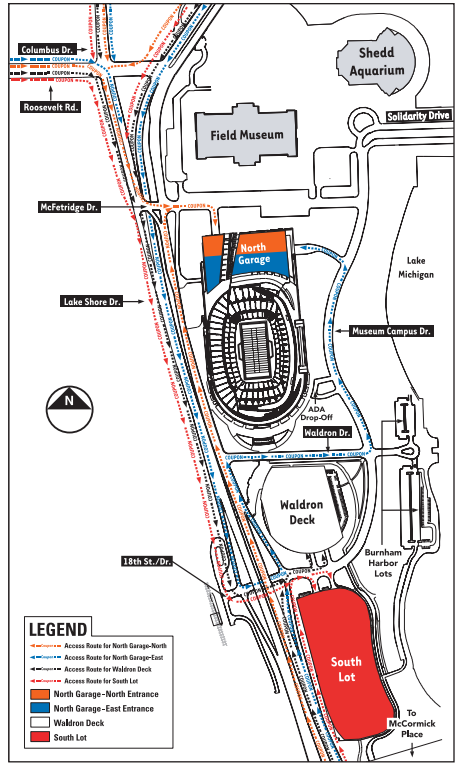
Outside Gate 10 at the southeast corner of the stadium.

WALKING DIRECTIONS FROM PRESS BOX TO LOCKER ROOM

Take elevator to concourse level. Take left out of elevator and through Field Access door. Take a right at the bottom of steps and follow corridor to west side of the stadium. From field, exit stadium at North west entrance. Turn left into interior corridor. Postgame interview room is fourth room on left. Locker room is first door on the left. Visiting locker room is at the northeast corner of the stadium.

WALKING DIRECTIONS FROM PRESS BOX TO STADIUM EXIT

Take elevator to concourse level. Exit through Press Entrance at Gate 14.



ADDITIONAL INFO

Soldier Field
2019



The Chicago Bears moved into Halas Hall at Conway Park on March 3, 1997. The 38-acre complex is located in Lake Forest off of Route 60 just east of the Tri-State Tollway, approximately four miles from the former Halas Hall. The building is dedicated to Bears' founder, president and coach George Halas. The original Halas Hall, on the Lake Forest College campus, was dedicated by coach Halas in the name of his son, Mugs, in 1979.

The complex underwent a construction project following the 2012 season to expand and upgrade the Bears headquarters to enhance the football and business operations while providing new opportunities and experiences for fans.

The upgrade increased the 100,000-square facility with an additional 43,500-square feet of working space to accompany two outdoor practice fields, surrounded by a jogging path. One of the now four 100-yard outdoor fields is equipped with 14 miles of underground heating tubes, enabling the grass to remain soft and growing into early winter, as well as five miles of drain tubing that can capture and disperse nine inches of rainfall per hour and 2.5 miles of cooling pipes for the grass roots.

A state-of-the-art event center includes a 4,000-square foot broadcast studio and conference center that can host as many as 200 people for both events and original programming. The two-level entryway to the event center features interactive digital displays, video monitors and memorabilia, including some never-before fea-

ED McCASKEY MEMORIAL GARDEN AND THE WALTER PAYTON CENTER

The team's indoor practice facility, the Walter Payton Center, was renovated during the summer of 2005 while construction of the Ed McCaskey Memorial Garden was completed in June, 2005.

The Walter Payton Center is a rigid structure, opposed to the inflated "bubble" the team used from 1990-96, and includes a full 100-yard field. The structure is 85 feet high, 200 feet wide and 400 feet long. The renovation included removal of the existing fabric roof and cladding on the outside of the building, replacement of the end walls and installation of a new, state-of-the-art synthetic turf and two-lane running track. A new heating and de-humidification system was also installed. The Bears renamed the indoor facility during a ceremony on Thursday, April 6, 2000.

Located south of Halas Hall, the Ed McCaskey Memorial Garden is a beautifully landscaped, clover-leaf-shaped garden bordered by a 30" stone seat wall and piers. A winding gravel road from Halas Hall leads to the opening of the garden where a variety of trees, shrubs and perennials have been planted.



Walter Payton Center (interior)



Ed McCaskey Memorial Garden



Halas Hall includes a state-of-the-art broadcast studio and joining conference center allowing the team to bring in studio audiences for live programming.

tured pieces of Bears history such as the 1963 NFL championship trophy. A new press conference room and a relocated media courtyard was also added along with increased work space for media members.

The previous Halas Hall on the campus of Lake Forest College had 32,000 square feet of space, while the new building after the newest renovations (see pages 454-455) has over 300,000. In fact, the entire former Halas Hall would fit into the basement of the new building.

The Bears also added a practice viewing suite in 2013 on the second level of Halas Hall. The 40-person suite overlooks the team's practice fields and features many of the amenities of game suites at Soldier Field. A new kitchen and dining facility, including an outdoor patio was also added. Additional conference room and staff offices were also added throughout Halas Hall.

The Bears headquarters also has a new entry into the main lobby and 105 additional parking spaces. The architectural style is consistent with that of the original building. A main focal point is the entry point to the main lobby, featuring the classic Bears "C" on an impressive portico.

HISTORY OF CHICAGO BEARS HEADQUARTERS

4356 West Washington Boulevard	Chicago	1923-1926
111 West Washington Boulevard, Room 401	Chicago	1926-1930
111 West Washington Boulevard, Room 423	Chicago	1930-1934
37 South Wabash Avenue	Chicago	1934-1947
233 West Madison Street	Chicago	April 28, 1947-1961
173 West Madison Street	Chicago	Feb. 1, 1961-1976
55 East Jackson Boulevard	Chicago	Feb. 1, 1976-1985^
250 North Washington Road	Lake Forest	1979-1997^
1920 Football Drive*	Lake Forest	March 3, 1997-Present

*Originally 1000 Football Drive until changed in 2011 to 1920 Football Drive to reflect the franchises' founding year (1920). ^There were a few years of overlap between the two buildings, with staff in both locations.

DIRECTIONS TO HALAS HALL

FROM THE LOOP – Take 90/94 (Kennedy Expressway) west to 94 north (Edens Expressway). Continue on 94 (the "spur"), which becomes the Tri-state Tollway. Exit at Town Line Road (IL Route 60) and turn right (east). Take a left at the first light, which is Field Drive. (The next light is Field Court; you can also make a left there and proceed around its bend until it merges with Field Drive). Drive about 1.2 miles north along Field Drive. Turn gently right onto Football Drive (the last road on your right) and proceed to the entry gate.

FROM O'HARE AIRPORT – Take 294 (the Tri-state Tollway) north. Exit at Town Line Road (IL Route 60), turn right (east), and proceed as directed with underlined text, above.



In November 2017 the Bears announced a partnership with global design and architecture firm HOK to design a 162,500-square-foot football operations addition to the already-existing 143,000-square-foot Halas Hall and a 30,600-square-foot remodeling project on the northeast side of the building -- bringing the total square footage of Halas Hall to more than 3,000.

Bears president and CEO Ted Phillips detailed what he described as “a significant expansion of Halas Hall”.

“We’re effectively going to double in size,” Phillips said. “The ultimate facility will be on a par with the best in the NFL. This is being done to make our football operations, coaching and player personnel areas the best in the league.”


The magnitude of the project, which broke ground in March 2018 and will be completed this fall in time for the start of the Bears’ 100th season, has completely transformed the look and feel of all existing team space and provides even greater resources for the team’s training and performance needs. The initial phase of the expansion project focused on enhancement of the team’s football operations, including player training, education, performance, nutrition and rehabilitation.

While football operations, players and coaches are the most affected by the renovation, Bears general manager Ryan Pace told employees that they, too, will benefit.

“It affects all of us because it equates to winning,” Pace said. “This project is not about flash. It’s about what it tangibly does to help us win games. So you’ll see the way we train, the way we rehab, the way we recover, the way we educate our players, those are all areas that we’re going to drastically improve in.

“We’ve seen the top facilities across the United States in pro and college football. This is going to put us right at the top among the elite. I’m proud of this. It shows a major commitment to winning from our ownership and leadership, and everyone in football operations recognizes this.”






The addition features a 13,000-square-foot indoor turf space for training and walkthroughs with a 133x26 video projection wall and adjacent virtual reality room, in addition to a 2,000-square-foot weight room expansion. Also included is an equipment room, recovery space and nutrition/fuel station that doubles the current size while the sports medicine space is four times larger than the old area and will feature a hydrotherapy pool.

Position meeting rooms and the draft room have doubled in capacity, while coaches' offices have increased by 50 percent and allow for improved collaboration. A 3,250-square-foot players' lounge and separate huddle space will also be created, along with an approximately 1,700-square-foot player locker room and a larger coaches/scouts locker room.

The team and staff café will be expanded by 4,300 square feet to support the organization's growth, as well as providing new food offerings. Basement storage space also has increased through the expansion.

Additionally, two additional football fields were added at the start of the 2018 season on the east side of the Walter Payton Center, which will allow the team to spread out the field use over four fields throughout the offseason and during in-season practices. That project also calls for the addition of a training slope, a storage facility and a small practice viewing suite, much like the existing viewing suite used at Halas Hall for corporate partners and other VIP guests.





- Staley performs at over 300 events throughout the Chicagoland area each year. These include both paid appearances and community outreach-based events.
- Staley's appearance range is generally an 80-mile radius of Chicago, but exceptions can be made on an individual basis.
- Staley has performed both private and public appearances throughout the United States and abroad, including Super Bowls, Pro Bowls, Hong Kong, London, Kwajalein Atoll, and Guam.

GENERAL APPEARANCES:

- Birthday Parties
- Charity Events
- Special Events (Parades, Corporate Functions, Grand Openings, Weddings, Bar Mitzvahs, etc.)

SCHOOL SHOWS:

BEAR DOWN ON BULLIES

The "Bear Down on Bullies" assembly discusses 5 types of bullies (big-mouth bully, hands-on bully, butt-out bully, cyber-bully, all-around bully), and proper ways for your students to deal with bullying. Staley shares his own experiences with his very own bully, Fluffy. A strong emphasis is placed on a team concept approach to school, and how your students can help foster a positive learning environment. Additionally, each school will receive a player-autographed "Bear Down on Bullies" banner to display.

FIRST AND GOAL SHOW: HOW TO SCORE A TOUCHDOWN FOR A HEALTHY LIFE

The Chicago Bears are proud to present the most informative, hands-on, educational health and wellness assembly in the NFL! First and Goal was created by Staley to educate today's youth about the benefits of living a healthy life. Staley and his MC will jumpstart your child's desire to begin living a smarter and healthier life by combining education, comedy and super-cool prizes into this high-energy show!

TALES TO TACKLE

"Tales to Tackle" was created by Staley to promote his love and enthusiasm towards reading and learning. This 45-minute fun-filled school program discusses the essential components of reading. Staley and his emcee entwine education and comedy to create an engaging hands-on assembly exploring reading comprehension, making predictions, and the differences between fiction and non-fiction reading.

ALL SCHOOL PEP RALLIES

Motivating students to excel in their studies can sometimes prove challenging. Staley has developed an assortment of assemblies designed to encourage students to give it their best. Staley will also work with school administrators to develop an interactive, high-energy, 45-minute show customized toward your school's specific needs. Assembly topics include: Staley's Back to School "Kick Off", Staley's State Testing Pep Assembly, Staley's Dance Express, and general field day/school picnic appearances.

STALEY DA BEAR

DRAFTED: 1st Round, Chicago Bears, 8/6/03

ABOUT STALEY: Staley is responsible for entertaining Bears fans young and old. Staley loves to "bust-a-move", and shake what his mama gave him. He is highly skilled with a fishing pole, enjoys playing the drums, and exercising regularly. Staley is best friends with Pooh, Smokey, and Yogi.

For further booking information visit ChicagoBears.com/Staley or call 847-615-9600

Twitter: @TheRealStaley | FB: Facebook.com/StaleyDaBear | Instagram: @TheRealStaley



The Chicago Bears would like to thank our Hall of Fame Partners for their efforts toward making the fan experience exciting for all:



BEARS ROAD HEADQUARTERS

Detroit	Westin Detroit Metropolitan Airport Hotel	(734) 942-6500
Atlanta	Loews Atlanta Hotel	(404) 745-5000
Carolina	Hilton Charlotte Center City	(704) 377-1500
Los Angeles Rams	Ritz Carlton Marina Del Rey	(310) 823-1700
Tennessee	Loews Nashville Hotel	(615) 320-1700
Green Bay	Hyatt Regency Green Bay	(920) 432-1234
Minnesota	JW Marriott Mall of America	(612) 615-0100
Jacksonville	Hyatt Regency Jacksonville Riverfront	(904) 588-1234

Beginning in 2020 and for the first time in 36 years, the Bears will conduct their entire training camp at Halas Hall, the team's state-of-the-art facility in Lake Forest.

The Bears will conduct training camp at Halas Hall for the foreseeable future, ending their 18-year stint at Olivet Nazarene University in Bourbonnais. Prior to that, the Bears held camp at the University of Wisconsin-Platteville for 18 summers from 1984-2001. The last time the Bears held training camp in Lake Forest was in 1983 at the old Halas Hall facility on the campus of Lake Forest College.

DATES: As of July 1, practices are scheduled to begin Wednesday, July 29. Dates subject to change.

PRACTICES: Practice times are subject to change, but tentatively begin around 8:15 a.m. Each practice is approximately two and a half hours long. Training camp practices are closed to the public for the 2020 season.
*All times and schedules are subject to change.



MEDIA: For the 2020 season, a limited number of credentials will be issued to cover practices and press conferences. For more information please email Ben Schmitz at ben.schmitz@bears.nfl.net.

TRAINING CAMP HISTORY:

2020-Pres.	Halas Hall, Lake Forest, Ill.	1934	Lane Tech High School, Chicago, Ill.
2002-19	Olivet Nazarene University, Bourbonnais, Ill.	1933	University of Notre Dame, South Bend, Ind.
1984-2001	University of Wisconsin-Platteville, Wis.	1932	Logan Square Ballpark, Chicago, Ill.
1975-83	Lake Forest College, Lake Forest, Ill.	1931	Loyola (IL) University, Chicago, Ill.
1944-74	St. Joseph's College, Rensselaer, Ind.	1930	Mills Stadium, Chicago, Ill.
1935-43	St. John's Military Academy, Delafield, Wis.		

CREDENTIALS:

REGULAR SEASON: All media should request single-game credentials online through www.NFLOMG.com, choose the Bears logo, then click 'Credential Request' along the bottom. All credential requests must be made by a news outlet's sports director or editor no later than Monday the week of the game. Credentials will be left at the PRESS WILL CALL window located outside of Gate 10 on the southeast side of Soldier Field. PRESS WILL CALL opens 3 hours before kickoff. Press entry into Soldier Field is located at Gate 14 on the southeast side of the stadium. The press elevator is located across the concourse. Guests are NOT permitted in the press box and credentials are limited to working press only. For additional questions please email Ben Schmitz at ben.schmitz@bears.nfl.net.

TRAINING CAMP: All requests for credentials must be submitted to the Bears media relations department no later than 3 p.m. CT the day prior to best facilitate. All credential requests for training camp, events and single games must be submitted online at www.NFLOMG.com, choose the Bears logo, then click 'Credential Request' along the bottom. For additional questions please email Ben Schmitz (ben.schmitz@bears.nfl.net) and Meghan Bower (meghan.bower@bears.nfl.net). Due to league policy, a limited number of credentials will be available each day. Media who are granted a credential for a practice are not guaranteed to receive a credential for additional practices.

PRESS BOX/PRESS GATE: The Soldier Field press box is located on Suite Level A in the southeast corner of the stadium. Entrance to the Press Box is at Gate 14 and is only accessible to persons holding a working press credential.

PHOTOGRAPHERS: Sideline credentials for field photographers are issued by the Bears media relations department. Freelance photographers who are not on specific assignment by a recognized sports or news publication will not be credentialed due to space limitations. Sideline credentials must be reserved by Monday before the game and can be picked up at PRESS WILL CALL.

PARKING: Media parking is limited at Soldier Field. Please provide shipping information, a FedEx number and, if available, parking will be sent for no later than a Friday arrival.

SATELLITE TRUCK PARKING: Television stations seeking parking for satellite trucks on the day of Bears games should contact Moira O'Connor, Director of Operations Soldier Field at mocconnor@soldierfield.net.

BEARS MEDIA RELATIONS CONTACTS:

Name, Title	Office Phone	E-mail
Brandon Faber, Vice President of Communications	847-739-5224	Brandon.Faber@Bears.NFL.net
Adam Widman, Director of Media Relations	847-739-5221	Adam.Widman@Bears.NFL.net
Aaron Clark, Media Relations Coordinator	847-739-5493	Aaron.Clark@Bears.NFL.net
Ben Schmitz, Media Relations Assistant	847-739-5232	Ben.Schmitz@Bears.NFL.net
Meghan Bower, Public Relations Specialist	847-739-5230	Meghan.Bower@Bears.NFL.net
Eric Szczepinski, Seasonal Assistant	847-739-5427	Eric.Szczepinski@Bears.NFL.net



Jeff Joniak (left) is in his 20th season as play-by-play voice of the Bears while Tom Thayer is a 24-year Bears radio veteran.

WBBM 780-AM and 105.9-FM

For the 20th consecutive season Chicago Bears broadcasts will be heard on WBBM Newsradio 780 and 105.9 FM. Jeff Joniak, a 2019 Chicagoland Sports Hall of Fame inductee, enters his 20th season as the play-by-play voice of the Bears and 24th year as one of the hosts of the Bears pregame show which starts three hours prior to kickoff. Former Bear Tom Thayer, a 24-year Bears radio veteran, adds color commentary and insight. The postgame show from the locker room features exclusive analysis from head coach Matt Nagy and key players from the game. Bears fans can also find special insight and analysis of the Bears at www.CBSChicago.com/Bears and ChicagoBears.com.

The Bears radio staff earned 2007 and 2012 Peter Lisagor Awards and the *Associated Press* Award for "Best Sports Reporting" (for coverage of Super Bowl XLI), the Silver Dome Award for "Best Play-by-Play" in 2006 and a 2007 and 2012 regional RTNDA Edward R. Murrow Award for the Bears Radio pre-game feature "Joniak's Journal". Additionally, Joniak hosts "The Bears Coaches Show" radio program on WBBM with Bears head coach Matt Nagy each Monday night during the season. On game days, Joniak and Bears analyst Tom Thayer co-host Bears-produced television shows, "Bears Game Day Live" and "Bears Game Night Live" for which the duo earned Chicago Midwest Emmy awards in 2009 and 2012.

JEFF JONIAK: One of the more energetic and exciting voices of the National Football League, Jeff Joniak enters his 20th season behind the microphone as the play-by-play voice of the Chicago Bears. Joniak's passion for the game and for the Bears is linked to a 34-year association with Chicago sports fans. Joniak has hosted Chicago Bears game day broadcasts since 1997 and serves as WBBM Newsradio 780 and 105.9 FM's director of sports operations while maintaining his afternoon drive-time sports anchor shifts. Throughout the year, Joniak serves as master of ceremonies for many different events related to his work with the Bears including the National Football Foundation Scholarship Awards ceremony, the Ed Block Courage Award ceremony, Lurie Children's Hospital annual fundraising event and the annual Bears Care Gala. Before tackling Halas Hall, Joniak co-hosted the gameday broadcasts for the Chicago Bulls during their championship years from 1991 to 1996. For the gripping coverage of the death of Walter Payton, Joniak and his staff won a prestigious Peter Lisagor Award. He also won two Lisagor awards for his coverage of the NFL Draft, AP awards for his sportscasts and Bears pre-game features. In September 2019, Joniak was inducted into the Chicagoland Sports Hall of Fame.

TOM THAYER: Originally a Bears' fourth-round draft pick in 1983 after an All-America career at Notre Dame, Tom Thayer played for three seasons with the USFL's Chicago Blitz and Arizona Wranglers before joining the Bears. One of the team's strongest players, Thayer earned his starting role at right guard four games into the 1985 season and eventually compiled consecutive game and consecutive start streaks that led the Bears during the late 1980s. Thayer left the Bears in 1992 after a distinguished eight-year career at offensive guard. He retired in 1993 after one season with the Miami Dolphins. Before joining the Bears radio team in 1997, Thayer worked for two years as a Bears analyst on WFLD-TV's pro football programming. A former all-state lineman at Joliet Catholic High, Thayer resides in Chicago.

MARK GROTE: Entering his third season on the broadcast team, Mark Grote is the Bears reporter for 670 The Score and works the sidelines for WBBM Newsradio game broadcasts. He also participates as a host on the Score on a regular basis. Prior to joining the Bears, Grote was the pre and post game host from 2015-2017 on Chicago Cubs broadcasts and was thrilled to be on the air in 2016 just moments after the Cubs won their first World Series since 1908. Born and raised in Chicago's western suburbs, Grote is an Illinois State University graduate. He worked in the Illinois communities of Lincoln, Peoria and Springfield on his way to being hired as a sports anchor/reporter for WBBM in 2002. While at WBBM Grote covered many historic local sporting events, including traveling with the University of Illinois basketball team when the Illini reached the 2005 NCAA Championship game. Later that same year Grote was in Houston when the White Sox won their first World Series in 88 years. Grote was also part of WBBM's coverage of several Bulls and Blackhawks playoff series interviewing players and reporting live on the radio. In 2009, he joined the Score as a full time contributor to the station's popular morning show. Grote lives in Chicago.

The Bears Radio Network consists of at least 16 stations across Illinois and the Midwest.

Market	Station	Frequency	Market	Station	Frequency
Burlington, IA	KCP5	1150 AM	Peoria	WGLS	95.5 FM
Chicago	WBBM	780am/105.9 FM	Plymouth, IN	WZOC	94.3 FM
Christopher	WXLT	103.5 FM	Rensselaer	WLQI	97.7 FM
Decatur	WDZ	1050 AM	Rochelle	WRHL	1060 AM
Galesburg	WLSR	92.7 FM	Rockford	WNTA	1330 AM
Jacksonville	WLDS	1180 AM	Springfield	WFMB	1450 AM
Kankakee	WVLI	92.7 FM	Vincennes, IN	WFML	96.7 FM
Lafayette, IN	WKHY	93.5 FM	Watseka	WIVR	101.7 FM

ADDITIONAL INFO

CHICAGO BEARS NETWORK

Original programming at the PNC Studio at Halas Hall

The Chicago Bears Network produces and distributes a broad range of television shows, radio shows and digital media originating from the PNC Studio at Halas Hall.



NETWORK

DIGITAL MEDIA

ChicagoBears.com

For the latest Bears news, exclusive photo galleries, live fan Q&A sessions, radio podcasts, live and on-demand videos

- Press Conferences
- Highlights
- Inside the Bears
ChicagoBears.com/InsideTheBears
- More



Stay connected with the Bears:



Download the Official Chicago Bears App
Brought to you by Verizon



Facebook.com/ChicagoBears



Instagram.com/ChicagoBears



@ChicagoBears for official team news
@BearsLocal for offers, events & player appearances
@InsideTheBears for Behind-the-Scenes stories
@BearsOutreach for community news
@BearsSTH for Season Ticket Holders
@BearsPR for updates from Media Relations



ChicagoBearsNFL



YouTube.com/ChicagoBears

WEEKLY RADIO SHOWS

The Bears Coaches Show

Mondays 7:00pm During the Season
WBBM Newsradio 780 and 105.9FM



WIPFLI

Bears All Access

Brought to you by IGS
Year-Round
WSCR 670 The Score



igsenergy

Bears Noon Hour Updates

Monday through Friday
During the Season
WSCR 670AM The Score

Vamos Bears

Sundays 10:30-11:00am
WSCR 670AM The Score

All Bears Games Broadcast

English - WBBM Newsradio 780 and 105.9FM
Spanish - Univision Deportes Radio 1200AM CHICAGO

WBBM
NEWSRADIO
780AM - 105.9FM

TUDN
UNIVISION DEPORTES RADIO
1200AM CHICAGO
tudn.com

presented by
PNC

WEEKLY TELEVISION SHOWS

INSIDE THE BEARS

Brought to you by Verizon

Saturdays 6:00pm
CW50 Chicago

In Season

Sundays 11:05pm
FOX 32 CHICAGO

Off Season

Sundays 10:35pm
FOX 32 CHICAGO



BRUGHT TO YOU BY
verizon

BEARS GAMEDAY LIVE

Brought to you by Advocate Health Care

Sundays 10:30am During the Season
FOX 32 Chicago



+ Advocate Health Care

Sunday Morning FOX Lineup

10:00 am FOX Kickoff Sunday

10:30 am Bears Gameday Live

11:00 am FOX NFL Sunday



+ BlueCross BlueShield of Illinois

BEARS GAMENIGHT LIVE

Brought to you by IGS

Sundays 10:35pm
FOX 32 Chicago

BEARS POSTGAME LIVE

Brought to you by United

FOX 32 Chicago/CW50 Chicago



BEARS UNLEASHED

Fridays 9:30 pm

FOX 32 Chicago



igseenergy



LOU CANELLIS
CHICAGO'S
SPORTS INSIDER



ABOUT BEARS CARE

Bears Care, the charitable arm of the Chicago Bears, conducts and partners in a variety of fundraising events throughout the year as part of its commitment to improving the lives of those in our community. Bears Care impacts thousands of Chicago-area individuals and families annually, with grants to qualifying agencies that serve those in need. With the generous participation of Chicago Bears' players and staff, area businesses and organizations, as well as individual donors, Bears Care is able to bring together human and financial resources to help tackle the needs of Chicago.

BEARS CARE IN THE COMMUNITY



Community Partnerships



Youth Athletics



Women's Cancer Initiatives



Education



Holiday Giving



Community Engagement

Bears Care supports targeted programs in the areas of education, youth athletics and health awareness programs focused on breast and ovarian cancer. Bears Care provided over \$2.3 million in grant awards and in-kind contributions during 2019 to over 80 organizations across Chicagoland.

For additional information on Bears Care programs and upcoming events, or if you wish to make a donation, visit ChicagoBears.com/BearsCare.



The Chicago Bears Football Club is dedicated to making a difference in our community. Our organization inspires positive change and enriches the lives of others through outreach programs, initiatives, and partnerships. We are proud to give back to the community that has supported us since 1920.

EDUCATION

The Chicago Bears reach thousands of students each year through our educational programs. Through strategic collaboration with community and business partners, we offer and support initiatives that promote literacy to students in Kindergarten through 8th grade, provide character education at the middle school and high school levels and honor outstanding teachers in the Chicago area. It is our hope that these initiatives will help foster a love of learning and encourage students to stay in school and continue to pursue their education.



HEALTH AND WELLNESS



The health and wellness of our fans has always been a top priority for the Chicago Bears. Through our PLAY 60 programming and partnerships with the Midwest Dairy Association and Advocate Health Care, we encourage children to establish healthy eating and exercise habits that they will carry with them into adulthood. We also try to offer support to our fans who may be experiencing challenging times. We provide assistance in a variety of ways, including delivering teddy bears to young fans in the hospital, offering wish-granting opportunities, collecting coats during the winter season and lending a helping hand to organizations and communities in need.

MILITARY

The Chicago Bears are dedicated to supporting the men and women in the United States Military. Our ties date back to when our founder, George S. Halas, served in the U.S. Navy during both World War I and World War II. We are proud to continue this tradition through numerous initiatives that provide support and show our sincere gratitude to those who serve our country and protect our freedom. Our efforts include honoring outstanding service during each home game at Soldier Field, sending care packages, and providing unique Bears experiences to veterans, active members of the military and their families.



YOUTH FOOTBALL

The Chicago Bears have always taken an active role in offering and supporting a variety of youth football programs and opportunities throughout Chicagoland. We host events that bring youth football coaches and leaders together to share ideas and promote safety and awareness which help build a healthy and strong foundation for youth football players. Our partnership with USA Football reiterates the importance of education and certification of coaches, concussion awareness, equipment fitting, Heads Up Tackling and heat and hydration. Through our tackle and flag leagues and skill development clinics, our goal remains the same – to teach and encourage children to play the great game of football.



HIGH SCHOOL FOOTBALL



The Chicago Bears are proud to support high school football in Illinois. Through several recognition programs, we honor high school coaches and players across the state who are making an impact on the field and in their communities. We also celebrate the accomplishment of the eight IHSA state football champions during a Bears home game in December. Additionally, the Bears provide funding to ensure that certified athletic trainers are available at Chicago Public School varsity football games and offer a variety of clinics and camps throughout the year to further players' development.

SOCIAL JUSTICE

Over the last two seasons, the players' social justice initiative has invested and raised \$957,450 through donations and matching grants from the team, Bears Care and NFL Foundation for 10 different organizations including Breakthrough Urban Ministries, By The Hand Club For Kids, Dovetail Project, HerStory, Institute for Nonviolence Chicago, Kicks 4 the City, Lawndale Christian Legal Center-Community Restorative Justice Hub, My Block, My Hood, My City, Saga Education and YWCA Lake County. Additionally, the Bears regularly hosted members of these organizations at Halas Hall for practices and meet-and-greets with the team during the season.



COMMUNITY RELATIONS CONTACT INFORMATION

Matt Simeone	Director of Community & Alumni Relations	Matt.Simeone@bears.nfl.net
Jessica Noonan	Comm. Outreach & Alumni Relations Specialist	Jessica.Noonan@bears.nfl.net
Kate Rackow	Manager of Comm. Outreach & Alumni Relations	Kate.Rackow@bears.nfl.net
Gustavo Silva	Manager of Youth Football & Comm. Programs	Gustavo.Silva@bears.nfl.net
Jacki Stuckert	Youth Football & Comm. Programs Coordinator	Jacki.Stuckert@bears.nfl.net

For more information about Bears community programs, please visit us at www.ChicagoBears.com/community.

2020 NFL SCHEDULE

WEEK 1

Thursday, September 10

Houston at Kansas City..... 7:20pm

Sunday, September 13

Seattle at Atlanta 12:00pm

Cleveland at Baltimore..... 12:00pm

NY Jets at Buffalo..... 12:00pm

Las Vegas at Carolina 12:00pm

Chicago at Detroit.....12:00pm

Indianapolis at Jacksonville..... 12:00pm

Green Bay at Minnesota..... 12:00pm

Miami at New England..... 12:00pm

Philadelphia at Washington ... 12:00pm

LA Chargers at Cincinnati..... 3:05pm

Tampa Bay at New Orleans..... 3:25pm

Arizona at San Francisco..... 3:25pm

Dallas at LA Rams..... 7:20pm

Monday, September 14

Pittsburgh at NY Giants..... 6:15pm

Tennessee at Denver..... 9:10pm

WEEK 4

Thursday, October 1

Denver at NY Jets 7:20pm

Sunday, October 4

Arizona at Carolina 12:00pm

Indianapolis at Chicago12:00pm

Jacksonville at Cincinnati 12:00pm

Cleveland at Dallas..... 12:00pm

New Orleans at Detroit..... 12:00pm

Minnesota at Houston 12:00pm

Seattle at Miami 12:00pm

LA Chargers at Tampa Bay..... 12:00pm

Pittsburgh at Tennessee..... 12:00pm

Baltimore at Washington 12:00pm

NY Giants at LA Rams 3:05pm

New England at Kansas City..... 3:25pm

Buffalo at Las Vegas 3:25pm

Philadelphia at San Francisco... 7:20pm

Monday, October 5

Atlanta at Green Bay..... 7:15pm

WEEK 7

Byes: Tennessee, Indianapolis,

Minnesota, Jacksonville

Thursday, October 22

NY Giants at Philadelphia 7:20pm

Sunday, October 25

Detroit at Atlanta..... 12:00pm

Pittsburgh at Baltimore 12:00pm

Cleveland at Cincinnati 12:00pm

Green Bay at Houston 12:00pm

LA Chargers at Miami..... 12:00pm

Carolina at New Orleans..... 12:00pm

Buffalo at NY Jets..... 12:00pm

Dallas at Washington..... 12:00pm

Seattle at Arizona 3:05pm

Kansas City at Denver 3:25pm

San Francisco at New England... 3:25pm

Tampa Bay at Las Vegas..... 7:20pm

Monday, October 26

Chicago at LA Rams..... 7:15pm

WEEK 2

Thursday, September 17

Cincinnati at Cleveland 7:20pm

Sunday, September 20

NY Giants at Chicago12:00pm

Atlanta at Dallas 12:00pm

Detroit at Green Bay..... 12:00pm

Minnesota at Indianapolis 12:00pm

Buffalo at Miami 12:00pm

San Francisco at NY Jets 12:00pm

LA Rams at Philadelphia 12:00pm

Denver at Pittsburgh 12:00pm

Carolina at Tampa Bay 12:00pm

Jacksonville at Tennessee 12:00pm

Washington at Arizona 3:05pm

Baltimore at Houston 3:25pm

Kansas City at LA Chargers 3:25pm

New England at Seattle 7:20pm

Monday, September 21

New Orleans at Las Vegas..... 7:15pm

WEEK 5

Byes: Detroit, Green Bay

Thursday, October 8

Tampa Bay at Chicago..... 7:20pm

Sunday, October 11

Carolina at Atlanta 12:00pm

Cincinnati at Baltimore 12:00pm

Jacksonville at Houston 12:00pm

Las Vegas at Kansas City 12:00pm

Denver at New England..... 12:00pm

Arizona at NY Jets 12:00pm

Philadelphia at Pittsburgh 12:00pm

Buffalo at Tennessee 12:00pm

LA Rams at Washington..... 12:00pm

Miami at San Francisco 3:05pm

Indianapolis at Cleveland..... 3:25pm

NY Giants at Dallas 3:25pm

Minnesota at Seattle 7:20pm

Monday, October 12

LA Chargers at New Orleans 7:15pm

WEEK 8

Byes: Denver, Arizona, Pittsburgh, Wash-

ington, Baltimore, Houston

Thursday, October 29

Atlanta at Carolina 7:20pm

Sunday, November 1

New England at Buffalo 12:00pm

Tennessee at Cincinnati 12:00pm

Las Vegas at Cleveland 12:00pm

Indianapolis at Detroit 12:00pm

Minnesota at Green Bay..... 12:00pm

NY Jets at Kansas City..... 12:00pm

LA Rams at Miami 12:00pm

Jacksonville at LA Chargers 3:05pm

New Orleans at Chicago3:25pm

San Francisco at Seattle 3:25pm

Dallas at Philadelphia 7:20pm

Monday, November 2

Tampa Bay at NY Giants 7:15pm

WEEK 3

Thursday, September 24

Miami at Jacksonville 7:20pm

Sunday, September 27

Chicago at Atlanta12:00pm

LA Rams at Buffalo 12:00pm

Washington at Cleveland..... 12:00pm

Tennessee at Minnesota..... 12:00pm

Las Vegas at New England..... 12:00pm

San Francisco at NY Giants..... 12:00pm

Cincinnati at Philadelphia..... 12:00pm

Houston at Pittsburgh 12:00pm

NY Jets at Indianapolis..... 3:05pm

Carolina at LA Chargers..... 3:05pm

Detroit at Arizona 3:25pm

Tampa Bay at Denver 3:25pm

Dallas at Seattle..... 3:25pm

Green Bay at New Orleans..... 7:20pm

Monday, September 28

Kansas City at Baltimore..... 7:15pm

WEEK 6

Byes: Las Vegas, New England,

New Orleans, Seattle

Thursday, October 15

Kansas City at Buffalo..... 7:20pm

Sunday, October 18

Chicago at Carolina12:00pm

Cincinnati at Indianapolis 12:00pm

Detroit at Jacksonville 12:00pm

Atlanta at Minnesota..... 12:00pm

Washington at NY Giants 12:00pm

Baltimore at Philadelphia 12:00pm

Cleveland at Pittsburgh 12:00pm

Houston at Tennessee 12:00pm

Miami at Denver 3:05pm

NY Jets at LA Chargers 3:05pm

Green Bay at Tampa Bay 3:25pm

LA Rams at San Francisco 7:20pm

Monday, October 19

Arizona at Dallas 7:15pm

WEEK 9

Byes: Cincinnati, Cleveland, LA Rams,

Philadelphia

Thursday, November 5

Green Bay at San Francisco..... 7:20pm

Sunday, November 8

Denver at Atlanta..... 12:00pm

Seattle at Buffalo 12:00pm

Baltimore at Indianapolis 12:00pm

Houston at Jacksonville 12:00pm

Carolina at Kansas City 12:00pm

Detroit at Minnesota..... 12:00pm

Chicago at Tennessee.....12:00pm

NY Giants at Washington 12:00pm

Las Vegas at LA Chargers..... 3:05pm

Miami at Arizona..... 3:25pm

Pittsburgh at Dallas 3:25pm

New Orleans at Tampa Bay 7:20pm

Monday, November 9

New England at NY Jets 7:15pm

2020 NFL SCHEDULE

WEEK 10

Byes: Atlanta, Dallas, Kansas City,
LA Chargers

Thursday, November 12

Indianapolis at Tennessee 7:20pm

Sunday, November 15

Tampa Bay at Carolina 12:00pm

Houston at Cleveland 12:00pm

Washington at Detroit 12:00pm

Jacksonville at Green Bay 12:00pm

Philadelphia at NY Giants 12:00pm

Cincinnati at Pittsburgh 12:00pm

Buffalo at Arizona 3:05pm

Denver at Las Vegas 3:05pm

NY Jets at Miami 3:05pm

Seattle at LA Rams 3:25pm

San Francisco at New Orleans 3:25pm

Baltimore at New England 7:20pm

Monday, November 16

Minnesota at Chicago 7:15pm

WEEK 13

Byes: Tampa Bay, Carolina

Thursday, December 3

Dallas at Baltimore 7:20pm

Sunday, December 6

New Orleans at Atlanta 12:00pm

Detroit at Chicago 12:00pm

Indianapolis at Houston 12:00pm

Cincinnati at Miami 12:00pm

Jacksonville at Minnesota 12:00pm

Las Vegas at NY Jets 12:00pm

Washington at Pittsburgh 12:00pm

Cleveland at Tennessee 12:00pm

LA Rams at Arizona 3:05pm

NY Giants at Seattle 3:05pm

Philadelphia at Green Bay 3:25pm

New England at LA Chargers 3:25pm

Denver at Kansas City 7:20pm

Monday, December 7

Buffalo at San Francisco 7:15pm

WEEK 11

Byes: Buffalo, Chicago, Miami, NY Jets,
NY Giants, San Francisco

Thursday, November 19

Arizona at Seattle 7:20pm

Sunday, November 22

Tennessee at Baltimore 12:00pm

Detroit at Carolina 12:00pm

Philadelphia at Cleveland 12:00pm

New England at Houston 12:00pm

Green Bay at Indianapolis 12:00pm

Pittsburgh at Jacksonville 12:00pm

Dallas at New Orleans 12:00pm

Cincinnati at Washington 12:00pm

LA Chargers at Denver 3:05pm

Dallas at Minnesota 3:25pm

Kansas City at Las Vegas 7:20pm

Monday, November 23

LA Rams at Tampa Bay 7:15pm

WEEK 14

Thursday, December 10

New England at LA Rams 7:20pm

Sunday, December 13

Denver at Carolina 12:00pm

Houston at Chicago 12:00pm

Dallas at Cincinnati 12:00pm

Green Bay at Detroit 12:00pm

Tennessee at Jacksonville 12:00pm

Kansas City at Miami 12:00pm

Arizona at NY Giants 12:00pm

Minnesota at Tampa Bay 12:00pm

Indianapolis at Las Vegas 3:05pm

NY Jets at Seattle 3:05pm

Atlanta at LA Chargers 3:25pm

New Orleans at Philadelphia 3:25pm

Washington at San Francisco 3:25pm

Pittsburgh at Buffalo 7:20pm

Monday, December 14

Baltimore at Cleveland 7:15pm

WEEK 12

Thursday, November 26

Houston at Detroit 11:30pm

Washington at Dallas 3:30pm

Baltimore at Pittsburgh 7:20pm

Sunday, November 29

Las Vegas at Atlanta 12:00pm

LA Chargers at Buffalo 12:00pm

NY Giants at Cincinnati 12:00pm

Tennessee at Indianapolis 12:00pm

Cleveland at Jacksonville 12:00pm

Carolina at Minnesota 12:00pm

Arizona at New England 12:00pm

Miami at NY Jets 12:00pm

New Orleans at Denver 3:05pm

San Francisco at LA Rams 3:05pm

Kansas City at Tampa Bay 3:25pm

Chicago at Green Bay 7:20pm

Monday, November 30

Seattle at Philadelphia 7:15pm

WEEK 15

Thursday, December 17

LA Chargers at Las Vegas 8:20pm

Sunday, December 20

Carolina at Green Bay Time TBA

Buffalo at Denver Time TBA

Houston at Indianapolis Time TBA

NY Jets at LA Rams Time TBA

Detroit at Tennessee Time TBA

Tampa Bay at Atlanta 1:00pm

Jacksonville at Baltimore 1:00pm

New England at Miami 1:00pm

Chicago at Minnesota 1:00pm

Cleveland at NY Giants 1:00pm

Seattle at Washington 1:00pm

Philadelphia at Arizona 4:05pm

Kansas City at New Orleans 4:25pm

San Francisco at Dallas 8:20pm

Monday, December 21

Pittsburgh at Cincinnati 8:15pm

WEEK 16

Friday, December 25

Minnesota at New Orleans 3:30pm

Sunday, December 27

Tampa Bay at Detroit Time TBA

San Francisco at Arizona Time TBA

Denver at LA Chargers Time TBA

Miami at Las Vegas Time TBA

Cleveland at NY Jets Time TBA

NY Giants at Baltimore 12:00pm

Cincinnati at Houston 12:00pm

Chicago at Jacksonville 12:00pm

Atlanta at Kansas City 12:00pm

Indianapolis at Pittsburgh 12:00pm

Carolina at Washington 12:00pm

LA Rams at Seattle 3:05pm

Philadelphia at Dallas 3:25pm

Tennessee at Green Bay 7:20pm

Monday, December 28

Buffalo at New England 7:15pm

WEEK 17

Sunday, January 3

Miami at Buffalo 12:00pm

New Orleans at Carolina 12:00pm

Green Bay at Chicago 12:00pm

Baltimore at Cincinnati 12:00pm

Pittsburgh at Cleveland 12:00pm

Minnesota at Detroit 12:00pm

Tennessee at Houston 12:00pm

NY Jets at New England 12:00pm

Dallas at NY Giants 12:00pm

Atlanta at Tampa Bay 12:00pm

Jacksonville at Indianapolis 12:00pm

LA Chargers at Kansas City 12:00pm

Washington at Philadelphia 12:00pm

Las Vegas at Denver 3:25pm

Arizona at LA Rams 3:25pm

Seattle at San Francisco 3:25pm

POSTSEASON

January 9-10, 2021

AFC-NFC Wild Card Playoffs

January 16-17, 2021

AFC-NFC Divisional Playoffs

Sunday, January 24, 2021

AFC-NFC Championship Games

Sunday, February 2, 2021

Super Bowl LV, Tampa, Fla.

*All times Central

100-Yard Rushing Games.....	264-266
100-Yard Receiving Games.....	267-270
300-Yard Passing Games.....	271-272
1,000-Yard Receivers.....	230
1,000-Yard Rushers.....	228
2019 Defense and Special Teams Stats.....	157
2019 Final Statistics.....	156
2019 Game Summaries.....	160-175
2019 NFL Standings.....	176
2019 Starters/Inactives.....	159
2019 Weekly Leaders/Quarter Scoring.....	158
2020 Draftees.....	137-144
2020 NFL Schedule.....	464-465
Aikman Efficiency Ratings.....	33
All-Pro.....	434
All-Time Assistant Coaches.....	322-323
All-Time Bears Drafts.....	275-284
All-Time Bears Jersey Numbers.....	285-296
All-Time Bears Roster.....	297-311
All-Time First-Round Draft Picks.....	273-274
All-Time Trades.....	314-318
All-Time Practice Squad.....	319-320
All-Time Results, Year-by-Year.....	356-415
All-Time Results vs. Active Teams.....	416
Annual Statistical Leaders.....	251-263
Attendance.....	250
Bears Care.....	461
Bears Radio.....	457
Board of Directors.....	2
Captains.....	441
Career Leaders.....	227-231
Championship Leaders.....	360
Chicago Bears Programming.....	458-459
Coaching Administration.....	39
College Accolades.....	313
College Free Agents.....	145-151
Come-From-Behind Wins.....	232
Community Relations.....	462-463
Drafted Players, Most by College.....	274
Drafted Players, Most by Position.....	284
Drafted Players, Most by School.....	274
Ed Block Courage Award.....	438
Ed McCaskey Mem. Garden/Payton Center.....	450
Extinct Franchises, Bears Record vs.....	417
Fight Song.....	238
Franchise Moves.....	363
General Managers, All-Time.....	8
George Halas Statue.....	240
Halas Hall/Expansion.....	450-453
Hall of Famers.....	243-249
Hall of Famers, by Franchise.....	249
Hall of Famers, Championship Team.....	249
Head Coaches, Bears All-Time.....	441
Headquarters, Bears History/Directions.....	451
Helmetless Player, Last.....	442
Hester, Devin; All-Time Return TDs.....	196
Historical Biographies.....	240-242
Historical Highlights.....	234-239
Holiday Records.....	432
Homes of the Bears.....	239
Illinois High School Bears.....	312
Illinois High School Bears Breakdown.....	313
International Games.....	441
Last Time.....	178-185
Longest Plays at Soldier Field.....	198
Longest Winning/Losing Streaks.....	199
Media Information.....	456
Military Service Honor Roll.....	313
Monday Night Football Records.....	427-428
Monday Night Football Records, by team.....	428
Naming the Bears.....	241
NFC North/Central Standings, All-Time.....	442
Offensive Linemen Scores.....	207
Office Staff.....	40-50
Overtime Record.....	433

Parking & Seating Charts.....	449
Piccolo Award Winners.....	439
Players With Pro Experience.....	123-136
Playoff Appearances.....	330
Playoff Game Summaries.....	331-355
Playoff Record, Bears.....	432
Postseason Records-Individual.....	215-218
Postseason Records-Team Offense.....	219-224
Postseason Records-Team Defense.....	225-226
Postseason Results.....	330
Practice Squad to 53-man Roster.....	321
Preseason Results, Year-by-Year.....	324-329
Pro Bowlers.....	435-436
Pro Bowl Selections, Most Individual.....	269
QB's Passing TD on First Postseason Att.....	207
Quarterback Rating Formula.....	256
Records, Individual.....	188-199
Records-Team Defense.....	208-214
Records-Team Offense.....	200-206
Retired Numbers.....	296
Road Headquarters, Bears 2020 Hotels.....	455
Rookie Opening-Day Starters.....	440
Rookie QB Performances.....	440
Rookie Records.....	186-187
Rookie Starters Through the Years.....	440
Rosters, Alphabetical/Numerical.....	152-153
Roster, Positional.....	154
Sacks, Double Digits.....	263
Saturday Records.....	421
Series Records.....	418-426
Shutouts.....	207
Soldier Field.....	444-448
Stadium Codes.....	417
Stadium Record Breakdown, Bears.....	362
Staley.....	454
Starting Quarterback Records.....	255-256
Staff Directory.....	3-5
Sunday Night Football Records.....	429
Sunday Night Football Records, by team.....	430
Table of Contents.....	1
Tackles, Year-by-Year Leaders.....	207
Team Physicians.....	39
Thursday Night Football Records.....	430
Training Camp.....	456
Uniform History.....	239
Virginia Award.....	50
Walter Payton Man of the Year.....	437
Weather, Cold.....	185
Weather, Windy City.....	185
Wrigley Field Record.....	239

FRONT OFFICE

McCaskey, George H. (Chairman).....	6
Pace, Ryan (General Manager).....	8-9
Phillips, Ted (President & CEO).....	7

COACHING STAFF

Nagy, Matt.....	10-11
Pagano, Chuck.....	12-13
Lazor, Bill.....	14
Tabor, Chris.....	15
Barone, Clancy.....	16
Castillo, Juan.....	17
DeFilippo, John.....	18
DeLeone, Mark.....	19
Desai, Sean.....	20
Furrey, Mike.....	21
Ginn, Brian.....	22
Jackson, Chris.....	23
London, Charles.....	24
Monachino, Ted.....	25
Ragone, Dave.....	26
Raiola, Donovan.....	27
Rodgers, Jay.....	28
Shuey, Bill.....	29

Snyder, Mike.....	30
Toub, Shane.....	31
Townsend, Deshea.....	32
Williams, Ronell.....	33

FOOTBALL & PERSONNEL STAFF

Loscalzo, Jason.....	34
Kramer, Casey.....	34
Ngo, Pierre.....	35
Gibson, Jenn.....	35
Lucas, Josh.....	36
Sadowski, Mark.....	36
Kelly, Champ.....	37
Laine, Joseph.....	37
Campbell, LaMar.....	38
Medlin, Tony.....	38
Tucker, Andre.....	39

PLAYERS

Burns, Artie.....	52
Bush, Deon.....	53
Cohen, Tarik.....	54-55
Coward, Rashad.....	56
Daniels, James.....	57
Davis, Trevor.....	58-59
Foles, Nick.....	60-62
Fuller, Kyle.....	62-63
Ginn Jr., Ted.....	64-67
Gipson Sr., Tashaun.....	68-69
Graham, Jimmy.....	70-72
Harris, Demetrius.....	73-74
Hicks, Akiem.....	75-76
Holtz, J.P.....	77
Houston-Carson, DeAndre.....	78
Ifeidi, Germain.....	79
Irving, Isaiah.....	80
Lyjebunivwe, Joel.....	81
Jackson, Eddie.....	82-83
Jenkins, John.....	84-85
Leno Jr., Charles.....	85-86
Lucas, Jordan.....	86-87
Mack, Khalil.....	88-89
Massie, Bobby.....	90
McManis, Sherrick.....	91-92
Miller, Anthony.....	93-94
Mingo, Barkevious.....	95-96
Montgomery, David.....	97
Nichols, Bilal.....	98
O'Donnell, Pat.....	99-100
Patterson, Cordarrelle.....	100-102
Pineiro, Eddy.....	103
Quinn, Robert.....	104-105
Robertson-Harris, Roy.....	106
Robinson II, Allen.....	107-108
Saubert, Eric.....	109
Scales, Patrick.....	110
Skrine, Buster.....	111-112
Smith, Roquan.....	113
Spriggs, Jason.....	114
Toliver II, Kevin.....	115
Trevathan, Danny.....	116-117
Trubisky, Mitchell.....	118-119
Urban, Brent.....	120
Whitehair, Cody.....	121
Wims, Javon.....	122

Lite



**OFFICIAL BEER PARTNER
OF YOUR CHICAGO BEARS**

CELEBRATE RESPONSIBLY®
©2020 MILLER BREWING CO., MILWAUKEE, WI • BEER

2020 REGULAR SEASON

Sun	Sep 13	at Detroit	Noon	FOX
SUN	SEP 20	GIANTS	NOON	CBS
Sun	Sep 27	at Atlanta	Noon	FOX
SUN	OCT 4	COLTS	NOON	CBS
THU	OCT 8	BUCCANEERS	7:20PM	FOX**
Sun	Oct 18	at Carolina	Noon*	FOX
Mon	Oct 26	at Los Angeles Rams	7:15pm	ESPN
SUN	NOV 1	SAINTS	3:25PM*	FOX
Sun	Nov 8	at Tennessee	Noon*	FOX
MON	NOV 16	VIKINGS	7:15PM	ESPN
Sun	Nov 22	Bye		
Sun	Nov 29	at Green Bay	7:20pm*	NBC
SUN	DEC 6	LIONS	NOON*	FOX
SUN	DEC 13	TEXANS	NOON*	CBS
Sun	Dec 20	at Minnesota	Noon*	FOX
Sun	Dec 27	at Jacksonville	Noon*	FOX
SUN	JAN 3	PACKERS	NOON*	FOX

All games Central Time, **HOME GAMES IN CAPS**

* Game time subject to flexible scheduling

** NFLN & Amazon simulcast subject to change

